

2022 VALPO BOWLING CLASSIC

Oct 28-30, 2022

Hosted by

**VALPARAISO UNIVERSITY
DYER, IN**

2022 VALPO BOWLING CLASSIC**Tournament Standings - Qualifying**

POS	TEAM	WON	LOSS	Baker Match 01	Baker Match 02	Baker Match 03	Baker Match 04	Baker Match 05	Trad Match 01	Trad Match 02	Trad Match 03	Trad Match 04	Trad Match 05	Total Baker	Total Trad	Total	Avg/GM
1	MARYVILLE UNIVERSITY	9	1	965	983	994	1,060	981	986	921	921	1,010	955	4,983	4,793	9,776	195.5
2	UNIV. OF WISCONSIN, WHITEWATER	4	5	969	1,142	968	948	893	926	887	899	853	894	4,920	4,459	9,379	187.6
3	NEWMAN UNIVERSITY	9	0	898	879	916	927	920	926	960	951	994	992	4,540	4,823	9,363	187.3
4	LEWIS UNIVERSITY	5	4	1,015	992	921	1,023	931	870	877	916	843	889	4,882	4,395	9,277	185.5
5	MARIAN UNIVERSITY (WI)	7	2	944	829	860	952	960	886	1,032	943	914	911	4,545	4,686	9,231	184.6
6	VALPARAISO UNIVERSITY	5	5	935	768	934	988	867	837	926	936	974	928	4,492	4,601	9,093	181.9
7	AURORA UNIVERSITY	4	6	907	892	931	862	784	831	981	978	947	874	4,376	4,611	8,987	179.7
8	KENTUCKY WESLEYAN	7	3	871	938	842	852	769	899	941	1,029	857	972	4,272	4,698	8,970	179.4
9	ALABAMA A&M UNIVERSITY	3	6	837	878	845	790	802	967	886	859	986	787	4,152	4,485	8,637	172.7
10	UPPER IOWA UNIVERSITY	6	4	813	925	855	823	863	843	903	957	879	752	4,279	4,334	8,613	172.3
11	TUSCULUM UNIVERSITY	4	5	930	775	772	858	778	812	921	913	991	853	4,113	4,490	8,603	172.1
12	BELMONT ABBEY COLLEGE	5	4	910	868	854	763	914	819	821	885	825	905	4,309	4,255	8,564	171.3
13	WRIGHT STATE UNIVERSITY	5	5	740	793	724	900	922	858	765	813	876	820	4,079	4,132	8,211	164.2
14	NORTH CENTRAL COLLEGE (IL)	4	6	984	802	758	751	729	871	813	800	842	786	4,024	4,112	8,136	162.7
15	ELMHURST UNIVERSITY	0	9	685	846	903	815	775	718	740	717	793	747	4,024	3,715	7,739	154.8
16	CARROLL UNIVERSITY	0	8	804	753	791	717	901	755	757	787	710	715	3,966	3,724	7,690	153.8
17	DOMINICAN UNIVERSITY (IL)	3	7	761	813	706	803	782	747	789	782	732	753	3,865	3,803	7,668	153.4

2022 VALPO BOWLING CLASSIC - Sunday Championship Bracket

First Round

Second Round

Position Round

Final Standings

1 MARYVILLE UNIVERSITY

Match A - Lanes 45-46

2 UNIV. OF WISCONSIN, WHITEWATER

Loser Match I

Match AA - Lanes 17-18

Match AA has no playoff implications
 Winner of Match A automatically to finals
 Loser Match I to face Loser Match II

3 NEWMAN UNIVERSITY

Match B - Lanes 13-14

4 LEWIS UNIVERSITY

Loser Match A

Match BB - Lanes 21-22

Winner Match A

Lanes 25-26

Champion

2nd Place

5 MARIAN UNIVERSITY (WI)

Match C - Lanes 17-18

6 VALPARAISO UNIVERSITY

Loser Match B

Match CC - Lanes 25-26

Loser Match BB

Lanes 29-30

3rd Place

4th Place

7 AURORA UNIVERSITY

Match D - Lanes 21-22

8 KENTUCKY WESLEYAN

Loser Match C

Match DD - Lanes 29-30

Loser Match CC

Lanes 33-34

5th Place

6th Place

9 ALABAMA A&M UNIVERSITY

Match E - Lanes 25-26

10 UPPER IOWA UNIVERSITY

Loser Match D

Match EE - Lanes 33-34

Loser Match DD

Lanes 37-38

7th Place

8th Place

11 TUSCULUM UNIVERSITY

Match F - Lanes 29-30

12 BELMONT ABBEY COLLEGE

Loser Match E

Match FF - Lanes 37-38

Loser Match EE

Lanes 41-42

9th Place

10th Place



2022 VALPO BOWLING CLASSIC - Sunday Championship Bracket



First Round



Second Round

Position Round

Final Standings



13 WRIGHT STATE UNIVERSITY

Match G - Lanes 33-34
 14 NORTH CENTRAL COLLEGE (IL)





 Loser Match F
Match GG - Lanes 41-42





 Loser Match FF
Lanes 45-46


11th Place

12th Place



15 ELMHURST UNIVERSITY

Match H - Lanes 37-38
 16 CARROLL UNIVERSITY





 Loser Match G
Match HH - Lanes 45-46





 Loser Match GG
Lanes 13-14


13th Place

14th Place



17 DOMINICAN UNIVERSITY (IL)

Match I - Lanes 41-42
 18 BYE



 Loser Match H
Match II - Lanes 13-14



 Loser Match HH
Lanes 17-18


15th Place

16th Place


 Loser Match II
Lanes 21-22


17th Place

18th Place

2022 VALPO BOWLING CLASSIC

Individual Standings

POS	BOWLER	SCHOOL	Sum of GAME 1	Sum of GAME 2	Sum of GAME 3	Sum of GAME 4	Sum of GAME 5	Sum of TOTAL	Sum of GAMES	Sum of Avg
1	SCHIFFELBEIN, ADDYSON	NEWMAN UNIVERSITY	186	217	188	225	239	1,055	5	211.00
2	JACAK, ADDISON	MARIAN UNIVERSITY (WI)	201	245	190	191	221	1,048	5	209.60
3	SCHMIDT, BRIANNA	MARYVILLE UNIVERSITY	214	209	199	220	182	1,024	5	204.80
4	BEAN, CORYNNE	KENTUCKY WESLEYAN	171	194	244	180	223	1,012	5	202.40
5	KOEBERL, JAZMIN	MARIAN UNIVERSITY (WI)	181	226	179	206	218	1,010	5	202.00
6	MAXWELL, ANNA	MARYVILLE UNIVERSITY	217	203	220	192	173	1,005	5	201.00
7	LENNEN, DAKOTA	NEWMAN UNIVERSITY	207	177	181	206	228	999	5	199.80
8	HELTNE, NATALIE	MARYVILLE UNIVERSITY	191	151	201	213	243	999	5	199.80
9	FARR, SKYE	UNIV. OF WISCONSIN, WHITEWATER	212	246	192	179	168	997	5	199.40
10	CONLEY, ALYSA	KENTUCKY WESLEYAN	182	221	210	197	185	995	5	199.00
11	BADEMCI, CANAN	BELMONT ABBEY COLLEGE	196	149	183	199	257	984	5	196.80
12	SMITH, LILU	VALPARAISO UNIVERSITY	160	180	198	227	208	973	5	194.60
13	ALEXANDER, ALYSSA	AURORA UNIVERSITY	145	234	242	187	165	973	5	194.60
14	COOPER, MORGAN	NEWMAN UNIVERSITY	186	213	213	137	219	968	5	193.60
15	BUGNO, SAMANTHA	KENTUCKY WESLEYAN	201	201	235	123	206	966	5	193.20
16	EIBLE, ALLI	VALPARAISO UNIVERSITY	158	224	229	184	165	960	5	192.00
17	CZUBERNAT, GILLIAN	DOMINICAN UNIVERSITY (IL)	178	221	199	170	191	959	5	191.80
18	CEASARIO, KARLEA	AURORA UNIVERSITY	176	204	170	229	175	954	5	190.80
19	TIETO, ALEXA	TUSCULUM UNIVERSITY	159	217	155	226	195	952	5	190.40
20	RAMIREZ, JESSICA	NORTH CENTRAL COLLEGE (IL)	178	222	169	194	189	952	5	190.40
21	UGBINADA, ROSE	ALABAMA A&M UNIVERSITY	191	189	193	228	148	949	5	189.80
22	KIDDLE, AUBREY	UPPER IOWA UNIVERSITY	199	187	225	179	154	944	5	188.80
23	SCHIEKIERA, BRENNIA	MARIAN UNIVERSITY (WI)	197	198	203	164	180	942	5	188.40
24	HORTON, EMILEE	TUSCULUM UNIVERSITY	196	159	224	171	190	940	5	188.00
25	OWCZAREK, NATALIA	AURORA UNIVERSITY	200	169	193	186	191	939	5	187.80
26	PATZ, JENN	VALPARAISO UNIVERSITY	174	203	185	201	169	932	5	186.40
27	ROBBINS, ALLISON	TUSCULUM UNIVERSITY	160	188	194	215	169	926	5	185.20
28	JACKSON, NARIYA	ALABAMA A&M UNIVERSITY	227	148	192	193	164	924	5	184.80
29	JOURDAN, SAVANNA	LEWIS UNIVERSITY	191	167	195	182	189	924	5	184.80
30	WAGNER, AMBER	UPPER IOWA UNIVERSITY	201	200	168	149	203	921	5	184.20
31	MORRIS, KENSLEY	NEWMAN UNIVERSITY	206	170	167	223	143	909	5	181.80
32	NELSON, RACHEL	UNIV. OF WISCONSIN, WHITEWATER	156	178	181	199	188	902	5	180.40
33	PLESHAR, EMILIE	AURORA UNIVERSITY	165	192	164	197	183	901	5	180.20
34	WHIPPLE, KELLY	UNIV. OF WISCONSIN, WHITEWATER	213	180	183	155	161	892	5	178.40
35	LONG, TAMYRA	ALABAMA A&M UNIVERSITY	167	209	171	214	130	891	5	178.20
36	CIESEMIER, LEXI	CARROLL UNIVERSITY	190	193	186	161	153	883	5	176.60
37	ROTI, TALIA	NORTH CENTRAL COLLEGE (IL)	194	133	189	179	185	880	5	176.00
38	LONG, SHAYNA(KRISTEN)	TUSCULUM UNIVERSITY	152	190	212	178	141	873	5	174.60
39	DECKER, LORRIE	ELMHURST UNIVERSITY	170	153	183	195	170	871	5	174.20
40	MORGAN, MICHAELA	UPPER IOWA UNIVERSITY	133	188	234	204	111	870	5	174.00
41	DOODY, NOELLE	VALPARAISO UNIVERSITY	171	153	175	171	194	864	5	172.80
42	WALTON, MONTAYA	ALABAMA A&M UNIVERSITY	182	166	158	190	167	863	5	172.60
43	SASENICK, DANA	BELMONT ABBEY COLLEGE	164	180	161	177	177	859	5	171.80
44	ORCHARD, ALEXIS	ALABAMA A&M UNIVERSITY	200	174	145	161	178	858	5	171.60

POS	BOWLER	SCHOOL	Sum of GAME 1	Sum of GAME 2	Sum of GAME 3	Sum of GAME 4	Sum of GAME 5	Sum of TOTAL	Sum of GAMES	Sum of Avg
45	RIMER, ELANA	MARIAN UNIVERSITY (WI)	160	208	174	174	138	854	5	170.80
46	HEIGHWAY, KELLY	NORTH CENTRAL COLLEGE (IL)	219	180	143	161	147	850	5	170.00
47	HANSON, NATALIE	WRIGHT STATE UNIVERSITY	192	131	178	182	159	842	5	168.40
48	MARRS, CAITLYN	BELMONT ABBEY COLLEGE	169	187	191	131	163	841	5	168.20
49	TOLGO, DAYLIN	KENTUCKY WESLEYAN	164	182	168	140	174	828	5	165.60
50	HAWLEY, EMMA	UPPER IOWA UNIVERSITY	182	150	141	204	138	815	5	163.00
51	PEREZ, ANGELICA	DOMINICAN UNIVERSITY (IL)	156	168	146	172	169	811	5	162.20
52	GLOSEMEYER, EMILIE	CARROLL UNIVERSITY	156	147	174	169	154	800	5	160.00
53	PRICE, SAVANNAH	TUSCULUM UNIVERSITY	145	167	128	201	158	799	5	159.80
54	LLOYD, AUBREY	BELMONT ABBEY COLLEGE	149	126	201	152	163	791	5	158.20
55	KALADY, AUTUMN	ELMHURST UNIVERSITY	156	163	147	149	168	783	5	156.60
56	FREUNDT, KAITLIN	NORTH CENTRAL COLLEGE (IL)	147	146	169	186	132	780	5	156.00
57	GILL, KENNEDY	BELMONT ABBEY COLLEGE	141	179	149	166	145	780	5	156.00
58	SAWYER, KENNEDY	ELMHURST UNIVERSITY	142	167	134	195	129	767	5	153.40
59	SZEWCZYK, ALLISON	NEWMAN UNIVERSITY	0	183	202	203	163	751	4	187.75
60	GARMAN, ERIN	DOMINICAN UNIVERSITY (IL)	159	156	164	121	137	737	5	147.40
61	BARTLETT, HANNAH	CARROLL UNIVERSITY	146	164	144	125	155	734	5	146.80
62	RADDEMAN, SYDNEY	CARROLL UNIVERSITY	146	143	149	137	158	733	5	146.60
63	BARTELT, LAURA	MARYVILLE UNIVERSITY	0	191	152	190	194	727	4	181.75
64	MEAGHER, LAUREN	KENTUCKY WESLEYAN	181	143	0	217	184	725	4	181.25
65	WROTEN, ISABELLA	ELMHURST UNIVERSITY	139	139	155	150	139	722	5	144.40
66	DENCH, KAYLA	LEWIS UNIVERSITY	156	172	188	0	200	716	4	179.00
67	FISHBECK, DEALANI	LEWIS UNIVERSITY	155	215	194	144	0	708	4	177.00
68	SKWERES, JEMMA	AURORA UNIVERSITY	145	182	209	148	0	684	4	171.00
69	GOSSETT, MAKENZIE	WRIGHT STATE UNIVERSITY	200	198	135	0	146	679	4	169.75
70	HOWARD, REBECCA	UNIV. OF WISCONSIN, WHITEWATER	136	0	197	154	173	660	4	165.00
71	DERHAM, ABIGAIL	WRIGHT STATE UNIVERSITY	135	147	0	178	182	642	4	160.50
72	KOVACIC, KAYLEIGH	CARROLL UNIVERSITY	117	110	134	118	95	574	5	114.80
73	SVEHLA, KATHARINE	LEWIS UNIVERSITY	0	0	176	206	170	552	3	184.00
74	SANTOYO, LILIANA	DOMINICAN UNIVERSITY (IL)	139	126	0	145	135	545	4	136.25
75	OLSON, KELSEY	LEWIS UNIVERSITY	222	155	163	0	0	540	3	180.00
76	BUR, ZOEY	MARIAN UNIVERSITY (WI)	0	0	197	179	154	530	3	176.67
77	STEBBINS, ALINA	WRIGHT STATE UNIVERSITY	0	0	186	186	156	528	3	176.00
78	PERCHA, SAMANTHA	UPPER IOWA UNIVERSITY	0	178	189	143	0	510	3	170.00
79	PETRINEC, VERONICA	MARYVILLE UNIVERSITY	177	167	149	0	0	493	3	164.33
80	PATTERSON, PAIGE	WRIGHT STATE UNIVERSITY	186	157	145	0	0	488	3	162.67
81	LOHR, ERICA	LEWIS UNIVERSITY	146	168	0	0	170	484	3	161.33
82	NIEVES, DIANY	ELMHURST UNIVERSITY	111	118	0	104	141	474	4	118.50
83	BRAKE, PEYTIN	VALPARAISO UNIVERSITY	0	0	0	191	192	383	2	191.50
84	JACKSON, AMIA	DOMINICAN UNIVERSITY (IL)	115	0	137	0	121	373	3	124.33
85	TUFT, CHEYENNE	UNIV. OF WISCONSIN, WHITEWATER	0	0	0	166	204	370	2	185.00
86	BRAUN, SAWYER	MARYVILLE UNIVERSITY	0	0	0	195	163	358	2	179.00
87	MOORE, KENNEDY	WRIGHT STATE UNIVERSITY	0	0	0	171	177	348	2	174.00
88	YOUNG, ALYSON	LEWIS UNIVERSITY	0	0	0	186	160	346	2	173.00
89	SWAISGOOD, DANIELLE	UNIV. OF WISCONSIN, WHITEWATER	209	137	0	0	0	346	2	173.00
90	PAXHIA-POPPAW, ZOE	WRIGHT STATE UNIVERSITY	0	0	169	159	0	328	2	164.00
91	PALAMARO, ISABELLA	VALPARAISO UNIVERSITY	0	166	149	0	0	315	2	157.50
92	BARBER, ISABELLE	MARIAN UNIVERSITY (WI)	147	155	0	0	0	302	2	151.00
93	DRSEK, ALEX	WRIGHT STATE UNIVERSITY	145	132	0	0	0	277	2	138.50
94	MCCUSKER, KASSIDY	UPPER IOWA UNIVERSITY	128	0	0	0	146	274	2	137.00
95	RATLEDGE, LILY	NORTH CENTRAL COLLEGE (IL)	0	132	130	0	0	262	2	131.00
96	BEYER, MADISON ROSE	DOMINICAN UNIVERSITY (IL)	0	0	136	124	0	260	2	130.00
97	CAVENDER, KAITLYN	MARYVILLE UNIVERSITY	187	0	0	0	0	187	1	187.00
98	ACS, MORGAN	VALPARAISO UNIVERSITY	174	0	0	0	0	174	1	174.00
99	WORKMAN, EMMA	KENTUCKY WESLEYAN	0	0	172	0	0	172	1	172.00
100	RUZEVICH, ANNEMARIE	AURORA UNIVERSITY	0	0	0	0	160	160	1	160.00

POS	BOWLER	SCHOOL	Sum of GAME 1	Sum of GAME 2	Sum of GAME 3	Sum of GAME 4	Sum of GAME 5	Sum of TOTAL	Sum of GAMES	Sum of Avg
101	DARWIN, ZOEY	UNIV. OF WISCONSIN, WHITEWATER	0	0	146	0	0	146	1	146.00
102	RUSK, EMILY	UNIV. OF WISCONSIN, WHITEWATER	0	146	0	0	0	146	1	146.00
103	MILLER, KASSIDY	NEWMAN UNIVERSITY	141	0	0	0	0	141	1	141.00
104	BELTRAN, YVETTE	NORTH CENTRAL COLLEGE (IL)	0	0	0	0	133	133	1	133.00
105	JANTE, LINSY	NORTH CENTRAL COLLEGE (IL)	133	0	0	0	0	133	1	133.00
106	DAGUE, ALLIE	LEWIS UNIVERSITY	0	0	0	125	0	125	1	125.00
107	RECCHIA, KATIE	NORTH CENTRAL COLLEGE (IL)	0	0	0	122	0	122	1	122.00
108	AVILES, ELISA	DOMINICAN UNIVERSITY (IL)	0	118	0	0	0	118	1	118.00
109	PETRUNCIO, ALEXANDRA	ELMHURST UNIVERSITY	0	0	98	0	0	98	1	98.00