

# 2019 MID WINTER CLASSIC

January 12-14, 2019

Hosted by

Arkansas State University  
Jonesboro, AR



**RED WOLVES**  
ASTATEREDWOLVES.COM

# 2019 MID WINTER CLASSIC

## Tournament Standings - Current

POS	TEAM	WON	LOSS	Baker Match 01	Baker Match 02	Baker Match 03	Baker Match 04	Baker Match 05	Trad Match 01	Trad Match 02	Trad Match 03	Trad Match 04	Trad Match 05	Total Baker	Total Trad	Total	Avg/GM
1	VANDERBILT UNIVERSITY	10	0	925	997	1,165	950	1,053	977	1,011	1,005	921	992	5,090	4,906	9,996	199.9
2	ARKANSAS STATE UNIVERSITY	6	3	966	1,048	874	996	1,067	1,038	1,018	876	904	1,006	4,951	4,842	9,793	195.9
3	MCKENDREE UNIVERSITY	7	2	937	1,103	920	963	1,043	927	893	1,039	1,051	913	4,966	4,823	9,789	195.8
4	STEPHEN F. AUSTIN STATE UNIVERSITY	6	4	988	989	862	1,050	934	1,050	977	972	925	890	4,823	4,814	9,637	192.7
5	SAM HOUSTON STATE UNIVERSITY	9	1	969	929	883	955	858	964	1,071	936	990	944	4,594	4,905	9,499	190.0
6	UNIV. OF ALABAMA-BIRMINGHAM	9	1	948	822	941	981	1,056	1,034	912	890	876	996	4,748	4,708	9,456	189.1
7	TULANE UNIVERSITY	6	4	924	913	912	1,010	949	933	1,009	877	1,038	862	4,708	4,719	9,427	188.5
8	LOUISIANA TECH UNIVERSITY	5	4	964	983	853	907	809	1,057	983	928	875	962	4,516	4,805	9,321	186.4
9	MARYVILLE UNIVERSITY	6	4	976	788	942	871	882	936	1,012	914	994	1,005	4,459	4,861	9,320	186.4
10	UNIV. OF NEBRASKA	5	5	878	983	991	921	927	902	872	871	896	954	4,700	4,495	9,195	183.9
11	VALPARAISO UNIVERSITY	4	5	892	891	812	895	914	940	962	957	943	944	4,404	4,746	9,150	183.0
12	DRURY UNIVERSITY	5	4	868	838	948	946	873	925	987	947	872	902	4,473	4,633	9,106	182.1
13	JACKSON STATE UNIVERSITY	4	5	955	862	1,023	952	811	839	894	909	889	907	4,603	4,438	9,041	180.8
14	LINCOLN MEMORIAL UNIVERSITY	2	7	955	825	804	972	877	981	919	956	885	850	4,433	4,591	9,024	180.5
15	UNIV. OF CENTRAL MISSOURI	5	4	956	843	1,020	834	852	867	909	924	923	851	4,505	4,474	8,979	179.6
16	KENTUCKY WESLEYAN	4	6	828	877	902	865	926	819	877	846	970	924	4,398	4,436	8,834	176.7
17	ALABAMA STATE UNIVERSITY	3	7	895	981	772	867	825	889	819	799	830	904	4,340	4,241	8,581	171.6
18	TEXAS SOUTHERN UNIVERSITY	3	7	864	895	753	839	778	844	925	895	870	835	4,129	4,369	8,498	170.0
19	LINCOLN UNIVERSITY (MO)	1	9	734	686	739	710	694	799	841	739	801	681	3,563	3,861	7,424	148.5
20	ALABAMA A&M UNIVERSITY	0	9	636	811	713	698	715	652	771	689	756	721	3,573	3,589	7,162	143.2
21	GRAMBLING STATE UNIVERSITY	0	9	712	634	695	678	685	586	638	605	686	537	3,404	3,052	6,456	129.1



# 2019 MID WINTER CLASSIC

## Individual Standings

POS	BOWLER	SCHOOL	Sum of GAME 1	Sum of GAME 2	Sum of GAME 3	Sum of GAME 4	Sum of GAME 5	Sum of TOTAL	Sum of GAMES	Sum of Avg
1	DELROSE, BAILEY	MARYVILLE UNIVERSITY	162	197	228	247	255	1,089	5	217.80
2	BEENEY, PAIGE	STEPHEN F. AUSTIN STATE UNIVERSITY	267	213	213	202	191	1,086	5	217.20
3	FORTON, HANNAH	VALPARAISO UNIVERSITY	210	225	203	204	213	1,055	5	211.00
4	PAUL, ELIZABETH	MARYVILLE UNIVERSITY	195	248	186	225	195	1,049	5	209.80
5	KELLER, MADYSEN	SAM HOUSTON STATE UNIVERSITY	201	207	200	215	218	1,041	5	208.20
6	CHANNELL, ASHLEY	LOUISIANA TECH UNIVERSITY	203	206	232	189	210	1,040	5	208.00
7	PATE, LAUREN	MCKENDREE UNIVERSITY	212	188	210	230	190	1,030	5	206.00
8	BROOKOVER, JUSTINE	LINCOLN MEMORIAL UNIVERSITY	231	227	158	210	184	1,010	5	202.00
9	HUREN, JULIA	ARKANSAS STATE UNIVERSITY	209	213	186	197	204	1,009	5	201.80
10	GILL, SARAH	STEPHEN F. AUSTIN STATE UNIVERSITY	201	205	215	190	197	1,008	5	201.60
11	CUNNINGHAM, CAITLIN	UNIV. OF ALABAMA-BIRMINGHAM	195	204	222	183	196	1,000	5	200.00
12	TRULY, DESTINY	ARKANSAS STATE UNIVERSITY	212	202	181	177	225	997	5	199.40
13	EAGLEHOUSE, MEGAN	STEPHEN F. AUSTIN STATE UNIVERSITY	189	226	223	188	167	993	5	198.60
14	OROZCO, RAQUEL	UNIV. OF NEBRASKA	196	204	178	181	232	991	5	198.20
15	THEROFF, NINA	LINCOLN UNIVERSITY (MO)	234	208	207	197	144	990	5	198.00
16	HERNANDEZ, BEA	SAM HOUSTON STATE UNIVERSITY	243	173	216	154	204	990	5	198.00
17	CLEMMER, BREANNA	MCKENDREE UNIVERSITY	160	170	213	216	221	980	5	196.00
18	EDER, KAITLYN	LOUISIANA TECH UNIVERSITY	223	236	174	167	180	980	5	196.00
19	KUHNS, PAYTYNN	UNIV. OF CENTRAL MISSOURI	184	204	193	210	187	978	5	195.60
20	RETTIG, EMILY	LOUISIANA TECH UNIVERSITY	176	192	184	224	201	977	5	195.40
21	GRIMM, SHANNON	MCKENDREE UNIVERSITY	203	179	205	209	179	975	5	195.00
22	WALLER, DENISYHA	ARKANSAS STATE UNIVERSITY	188	214	191	165	217	975	5	195.00
23	BERG, RACHAEL	UNIV. OF ALABAMA-BIRMINGHAM	214	197	173	142	239	965	5	193.00
24	MANNING, LINDSAY	LOUISIANA TECH UNIVERSITY	246	185	179	148	200	958	5	191.60
25	CURA, NATALIE	JACKSON STATE UNIVERSITY	198	176	180	195	207	956	5	191.20
26	RUSSELL, TAYLOR	UNIV. OF ALABAMA-BIRMINGHAM	233	178	162	186	191	950	5	190.00
27	BULANOVA, MARIA	VANDERBILT UNIVERSITY	167	180	212	214	176	949	5	189.80
28	GLAZER, LEAH	ARKANSAS STATE UNIVERSITY	224	190	155	176	200	945	5	189.00
29	PEACHA, MORGAN	VALPARAISO UNIVERSITY	194	225	176	176	173	944	5	188.80
30	ZOMBIRT, ALYSSA	KENTUCKY WESLEYAN	169	185	180	228	180	942	5	188.40
31	SAMUELSON-BURKEYBILE, LEAH	MARYVILLE UNIVERSITY	210	216	179	159	174	938	5	187.60
32	SINGH, CRYSTAL	TULANE UNIVERSITY	181	203	167	214	172	937	5	187.40
33	MCKENY, ANGELIQUE	KENTUCKY WESLEYAN	202	163	158	188	225	936	5	187.20
34	GRAMLY, HOPE	MCKENDREE UNIVERSITY	169	152	238	204	168	931	5	186.20
35	DICKERSON, KATELYN	SAM HOUSTON STATE UNIVERSITY	200	171	189	189	181	930	5	186.00
36	TORRES, BRITTANY	TEXAS SOUTHERN UNIVERSITY	174	217	212	165	158	926	5	185.20
37	SISK, ERIKA	KENTUCKY WESLEYAN	156	212	178	214	165	925	5	185.00
38	PAYNE, KAYLA	KENTUCKY WESLEYAN	169	177	177	194	207	924	5	184.80
39	HOWARD, CAPRI	JACKSON STATE UNIVERSITY	187	151	213	172	200	923	5	184.60
40	PEIRCE, KRISTA	ARKANSAS STATE UNIVERSITY	205	199	163	189	160	916	5	183.20
41	JUENGER, MADISYN	DRURY UNIVERSITY	190	183	185	195	160	913	5	182.60
42	CONNELLY, HAYLEY	SAM HOUSTON STATE UNIVERSITY	0	277	193	255	188	913	4	228.25
43	BAILEY, TAYLOR	MCKENDREE UNIVERSITY	183	204	173	192	155	907	5	181.40
44	RICHARDS, STEPHANIE	UNIV. OF CENTRAL MISSOURI	185	173	224	191	129	902	5	180.40
45	JOHNSON, SAMANTHA	UNIV. OF ALABAMA-BIRMINGHAM	180	200	166	160	193	899	5	179.80
46	VOIERS, SARAH	STEPHEN F. AUSTIN STATE UNIVERSITY	200	163	171	189	176	899	5	179.80
47	BERTERMANN, PAYTON	VALPARAISO UNIVERSITY	0	203	234	205	255	897	4	224.25
48	SANCHEZ, TYRA	LINCOLN MEMORIAL UNIVERSITY	202	188	168	176	161	895	5	179.00
49	SMITH, MADISON	DRURY UNIVERSITY	194	180	170	178	168	890	5	178.00
50	HAMMOND, HAILEE	TULANE UNIVERSITY	226	174	151	202	135	888	5	177.60
51	MORRIS, ALLISON	UNIV. OF NEBRASKA	195	173	165	168	182	883	5	176.60
52	PEREZ, SAMANTHA	VALPARAISO UNIVERSITY	232	164	166	172	146	880	5	176.00
53	STEVENSON, ALIZE	ALABAMA STATE UNIVERSITY	165	175	153	184	191	868	5	173.60
54	STRAUB, MEGHAN	UNIV. OF NEBRASKA	185	157	192	177	153	864	5	172.80
55	JACKSON, TIERRA	JACKSON STATE UNIVERSITY	166	190	196	175	136	863	5	172.60

POS	BOWLER	SCHOOL	Sum of GAME 1	Sum of GAME 2	Sum of GAME 3	Sum of GAME 4	Sum of GAME 5	Sum of TOTAL	Sum of GAMES	Sum of Avg
56	LARSON, HAYLEY	MARYVILLE UNIVERSITY	178	170	170	171	169	858	5	171.60
57	KIRK, VIOLET	JACKSON STATE UNIVERSITY	136	190	183	175	167	851	5	170.20
58	YOUNG, HALEY	ALABAMA STATE UNIVERSITY	201	144	180	131	189	845	5	169.00
59	TAYLOR, CHYANN	LINCOLN UNIVERSITY (MO)	145	193	172	158	170	838	5	167.60
60	LEWIS, DAIMONE	LINCOLN UNIVERSITY (MO)	151	190	160	198	136	835	5	167.00
61	TRYNISKI, KENDRA	VALPARAISO UNIVERSITY	168	145	178	186	157	834	5	166.80
62	YOUKER, HALEY	LINCOLN MEMORIAL UNIVERSITY	168	161	220	134	140	823	5	164.60
63	GAINOR, SAMANTHA	VANDERBILT UNIVERSITY	192	197	215	0	211	815	4	203.75
64	GULUM, TIERA	TULANE UNIVERSITY	172	0	197	235	208	812	4	203.00
65	ZIMMERMAN, BRIANNA	UNIV. OF CENTRAL MISSOURI	182	167	124	162	170	805	5	161.00
66	SLEDGE, ALLISON	ALABAMA STATE UNIVERSITY	182	139	143	190	146	800	5	160.00
67	WAHNER, ADEL	VANDERBILT UNIVERSITY	215	188	0	191	203	797	4	199.25
68	DALESANDRO, ANGELIQUE	VANDERBILT UNIVERSITY	233	237	155	166	0	791	4	197.75
69	CONRAD, CAROLINE	DRURY UNIVERSITY	184	225	212	152	0	773	4	193.25
70	LEE, ISABELLE	TULANE UNIVERSITY	191	214	193	171	0	769	4	192.25
71	HANSEN, CHRISTINE	LINCOLN MEMORIAL UNIVERSITY	198	0	194	192	184	768	4	192.00
72	OWENS, KYLA	DRURY UNIVERSITY	207	218	169	0	158	752	4	188.00
73	EVANS, SYKONZA	ALABAMA A&M UNIVERSITY	124	169	117	185	153	748	5	149.60
74	KING, SUNNIE	ALABAMA A&M UNIVERSITY	146	167	187	141	106	747	5	149.40
75	LAUGHLIN, KENNEDI	UNIV. OF CENTRAL MISSOURI	0	174	195	178	199	746	4	186.50
76	KERSTING, MARY-KATE	LINCOLN MEMORIAL UNIVERSITY	0	174	216	173	181	744	4	186.00
77	PRICE, DAPHNE	ALABAMA A&M UNIVERSITY	132	115	152	178	161	738	5	147.60
78	CHAPMAN, BAILEE	ALABAMA STATE UNIVERSITY	170	178	190	193	0	731	4	182.75
79	BRITTON, DEASIA	LINCOLN UNIVERSITY (MO)	169	128	131	157	145	730	5	146.00
80	NEWHAM, JORDAN	VANDERBILT UNIVERSITY	170	209	200	151	0	730	4	182.50
81	GARCIA ULLOA MORALES, JACKIE	UNIV. OF CENTRAL MISSOURI	0	191	188	182	166	727	4	181.75
82	DRIVER, JESSYCA	TEXAS SOUTHERN UNIVERSITY	0	191	167	192	176	726	4	181.50
83	GUARRO, MICHELLE	UNIV. OF NEBRASKA	175	192	171	174	0	712	4	178.00
84	FOX, BRIANNA	ALABAMA A&M UNIVERSITY	102	166	128	118	194	708	5	141.60
85	EVANS, JENNA	DRURY UNIVERSITY	150	181	211	162	0	704	4	176.00
86	HICKMAN, KENDALL	LOUISIANA TECH UNIVERSITY	209	164	159	0	171	703	4	175.75
87	ONOJETA, KHALILLA	GRAMBLING STATE UNIVERSITY	156	130	146	147	120	699	5	139.80
88	MCCALL, MADISON	TULANE UNIVERSITY	163	172	0	216	145	696	4	174.00
89	CARR, SHANIA	TEXAS SOUTHERN UNIVERSITY	148	0	206	181	160	695	4	173.75
90	PRIETO, ESTEFANIA	UNIV. OF NEBRASKA	151	0	165	196	182	694	4	173.50
91	CHAMBERS, ELISE	SAM HOUSTON STATE UNIVERSITY	160	243	138	0	153	694	4	173.50
92	HENDERSON, ARIEL	GRAMBLING STATE UNIVERSITY	149	158	138	121	127	693	5	138.60
93	BEYER, CARLENE	STEPHEN F. AUSTIN STATE UNIVERSITY	193	170	150	0	159	672	4	168.00
94	KRINER, SAMANTHA	TEXAS SOUTHERN UNIVERSITY	189	173	162	147	0	671	4	167.75
95	EDWARDS, BRITTNEY	ALABAMA A&M UNIVERSITY	148	154	105	134	107	648	5	129.60
96	ESTRADA, CARLOTA	JACKSON STATE UNIVERSITY	152	187	137	172	0	648	4	162.00
97	QUAH, KRISTIN	VANDERBILT UNIVERSITY	0	0	223	199	213	635	3	211.67
98	CARTER, KAYRA	GRAMBLING STATE UNIVERSITY	114	126	116	163	111	630	5	126.00
99	PETRINEC, VERONICA	TULANE UNIVERSITY	0	246	169	0	202	617	3	205.67
100	RODRIGUEZ, MACAILIN	MARYVILLE UNIVERSITY	191	181	151	0	0	523	3	174.33
101	STROGIN, RACHEL	UNIV. OF ALABAMA-BIRMINGHAM	212	133	167	0	0	512	3	170.67
102	THOMA, JESSICA	TEXAS SOUTHERN UNIVERSITY	0	191	148	0	165	504	3	168.00
103	PICKENS, JENNIFER	GRAMBLING STATE UNIVERSITY	84	119	100	138	62	503	5	100.60
104	SALAK, SUMMER	TEXAS SOUTHERN UNIVERSITY	133	0	0	185	176	494	3	164.67
105	HOSIEN, GABBY	ALABAMA STATE UNIVERSITY	171	183	133	0	0	487	3	162.33
106	BRITT, BETSY	LINCOLN UNIVERSITY (MO)	100	122	69	91	86	468	5	93.60
107	ATWOOD, ERICA	KENTUCKY WESLEYAN	0	140	153	146	0	439	3	146.33
108	BULLOCK, LATAYA	GRAMBLING STATE UNIVERSITY	83	105	105	0	117	410	4	102.50
109	RUZICKA, KRISTIN	MARYVILLE UNIVERSITY	0	0	0	192	212	404	2	202.00
110	HURLEY, ANASTASIA	UNIV. OF ALABAMA-BIRMINGHAM	0	0	0	205	177	382	2	191.00
111	FAJE, MAGGIE	DRURY UNIVERSITY	0	0	0	185	183	368	2	184.00
112	MARTINEZ, LEANNA	TEXAS SOUTHERN UNIVERSITY	200	153	0	0	0	353	2	176.50
113	DODSON, MARISOL	LINCOLN MEMORIAL UNIVERSITY	182	169	0	0	0	351	2	175.50
114	RAY, CASSIDY	UNIV. OF NEBRASKA	0	146	0	0	205	351	2	175.50
115	DELGADO, JESSICA	KENTUCKY WESLEYAN	123	0	0	0	147	270	2	135.00





# 2019 MID WINTER CLASSIC - Sunday Championship Bracket



## First Round

## Second Round



## Position Round



## Final Standings



1 VANDERBILT UNIVERSITY  
  
*Match A - Lanes 3-4*  
 2 ARKANSAS STATE UNIVERSITY  


  
 Loser Match K  
*Match AA - Lanes 11-12*  


Match AA has no playoff implications  
 Winner of Match A automatically to finals  
 Loser Match K to face Loser Match KK



3 MCKENDREE UNIVERSITY  
  
*Match B - Lanes 5-6*  
 4 STEPHEN F. AUSTIN STATE UNIVERSITY  




  
 Loser Match A  
*Match BB - Lanes 13-14*  




  
 Winner Match A  
*Lanes 19-20*  


Champion

2nd Place



5 SAM HOUSTON STATE UNIVERSITY  
  
*Match C - Lanes 7-8*  
 6 UNIV. OF ALABAMA-BIRMINGHAM  




  
 Loser Match B  
*Match CC - Lanes 15-16*  




  
 Loser Match BB  
*Lanes 21-22*  


3rd Place

4th Place



7 TULANE UNIVERSITY  
  
*Match D - Lanes 11-12*  
 8 LOUISIANA TECH UNIVERSITY  




  
 Loser Match C  
*Match DD - Lanes 19-20*  




  
 Loser Match CC  
*Lanes 23-24*  


5th Place

6th Place



9 MARYVILLE UNIVERSITY  
  
*Match E - Lanes 13-14*  
 10 UNIV. OF NEBRASKA  




  
 Loser Match D  
*Match EE - Lanes 21-22*  




  
 Loser Match DD  
*Lanes 27-28*  


7th Place

8th Place



11 VALPARAISO UNIVERSITY  
  
*Match F - Lanes 15-16*  
 12 DRURY UNIVERSITY  




  
 Loser Match E  
*Match FF - Lanes 23-24*  




  
 Loser Match EE  
*Lanes 29-30*  


9th Place

10th Place

13 JACKSON STATE UNIVERSITY  
  
*Match G - Lanes 19-20*  
 14 LINCOLN MEMORIAL UNIVERSITY  


  
 Loser Match F  
*Match GG - Lanes 27-28*  


  
 Loser Match FF  
*Lanes 3-4*  


11th Place

12th Place

# 2019 MID WINTER CLASSIC - Sunday Championship Bracket

## First Round

## Second Round

## Position Round

## Final Standings

15 UNIV. OF CENTRAL MISSOURI  
 [ ] [ ] [ ] [ ] [ ] [ ] [ ] [ ] [ ] [ ]  
 Match H - Lanes 21-22

16 KENTUCKY WESLEYAN  
 [ ] [ ] [ ] [ ] [ ] [ ] [ ] [ ] [ ] [ ]

Loser Match G  
 [ ] [ ] [ ] [ ] [ ] [ ] [ ] [ ] [ ] [ ]  
 Match HH - Lanes 29-30

[ ] [ ] [ ] [ ] [ ] [ ] [ ] [ ] [ ] [ ]

Loser Match GG  
 [ ] [ ] [ ] [ ] [ ] [ ] [ ] [ ] [ ] [ ]  
 Lanes 5-6

[ ] [ ] [ ] [ ] [ ] [ ] [ ] [ ] [ ] [ ]

13th Place

---

14th Place

17 ALABAMA STATE UNIVERSITY  
 [ ] [ ] [ ] [ ] [ ] [ ] [ ] [ ] [ ] [ ]  
 Match I - Lanes 23-24

18 TEXAS SOUTHERN UNIVERSITY  
 [ ] [ ] [ ] [ ] [ ] [ ] [ ] [ ] [ ] [ ]

Loser Match H  
 [ ] [ ] [ ] [ ] [ ] [ ] [ ] [ ] [ ] [ ]  
 Match II - Lanes 3-4

[ ] [ ] [ ] [ ] [ ] [ ] [ ] [ ] [ ] [ ]

Loser Match HH  
 [ ] [ ] [ ] [ ] [ ] [ ] [ ] [ ] [ ] [ ]  
 Lanes 7-8

[ ] [ ] [ ] [ ] [ ] [ ] [ ] [ ] [ ] [ ]

15th Place

---

16th Place

19 LINCOLN UNIVERSITY (MO)  
 [ ] [ ] [ ] [ ] [ ] [ ] [ ] [ ] [ ] [ ]  
 Match J - Lanes 27-28

20 ALABAMA A&M UNIVERSITY  
 [ ] [ ] [ ] [ ] [ ] [ ] [ ] [ ] [ ] [ ]

Loser Match I  
 [ ] [ ] [ ] [ ] [ ] [ ] [ ] [ ] [ ] [ ]  
 Match JJ - Lanes 5-6

[ ] [ ] [ ] [ ] [ ] [ ] [ ] [ ] [ ] [ ]

Loser Match II  
 [ ] [ ] [ ] [ ] [ ] [ ] [ ] [ ] [ ] [ ]  
 Lanes 11-12

[ ] [ ] [ ] [ ] [ ] [ ] [ ] [ ] [ ] [ ]

17th Place

---

18th Place

21 GRAMBLING STATE UNIVERSITY  
 [ ] [ ] [ ] [ ] [ ] [ ] [ ] [ ] [ ] [ ]  
 Match K - Lanes 29-30

22 BYE  
 [ ] [ ] [ ] [ ] [ ] [ ] [ ] [ ] [ ] [ ]

Loser Match J  
 [ ] [ ] [ ] [ ] [ ] [ ] [ ] [ ] [ ] [ ]  
 Match KK - Lanes 7-8

[ ] [ ] [ ] [ ] [ ] [ ] [ ] [ ] [ ] [ ]

Loser Match JJ  
 [ ] [ ] [ ] [ ] [ ] [ ] [ ] [ ] [ ] [ ]  
 Lanes 13-14

[ ] [ ] [ ] [ ] [ ] [ ] [ ] [ ] [ ] [ ]

19th Place

---

20th Place

Loser Match KK  
 [ ] [ ] [ ] [ ] [ ] [ ] [ ] [ ] [ ] [ ]  
 Lanes 15-16

[ ] [ ] [ ] [ ] [ ] [ ] [ ] [ ] [ ] [ ]

21st Place

---

22nd Place