



Officials: Gary Maxwell, Terry Wymer, Shane Staggs

Drake - 57

Record: 18-1 (9-1)

NO.	Name	F	Min	FG			3P			FT			Rebounds			Fouls		TP	AS	TO	ST	Blocks		+/-
				M-A	M-A	M-A	OR	DR	TOT	PF	FD	OR	DR	TOT	BS	BA								
2	Tremell Murphy	F	14:40	1-6	1-3	0-0	0	1	1	5	0	3	0	0	0	0	0	0	0	0	0	1	-7	
4	ShanQuan Hemphill	F	35:09	6-8	0-0	0-1	4	6	10	4	1	12	2	4	1	2	4	1	2	0	0	-16		
51	Darnell Brodie	F	19:41	2-4	0-0	1-1	0	7	7	1	1	5	2	2	0	0	0	0	0	0	0	3		
00	D.J. Wilkins	G	31:12	2-11	1-5	0-0	0	1	1	1	0	5	2	2	2	0	2	0	2	0	2	-25		
12	Roman Penn	G	27:35	8-17	0-2	3-5	1	4	5	5	6	19	4	3	0	0	1	1	1	1	7			
3	Garrett Sturtz		22:32	1-3	0-0	2-4	0	5	5	0	2	4	0	1	1	1	1	1	1	1	-15			
1	Joseph Yesufu		29:00	3-12	0-3	3-4	1	2	3	4	2	9	0	1	1	0	2	1	0	2	-17			
20	Jonah Jackson		08:06	0-1	0-1	0-0	0	0	0	1	0	0	0	0	0	0	0	0	0	0	-2			
24	Nate Ferguson		02:03	0-0	0-0	0-2	1	0	1	0	1	0	0	1	0	0	0	0	0	0	-7			
13	Issa Samake		08:18	0-0	0-0	0-0	0	1	1	0	0	0	0	0	0	0	0	0	1	0	-2			
10	Okay Djamgouz		01:44	0-1	0-1	0-0	0	0	0	0	0	0	0	0	0	0	0	0	0	0	-3			
11	Bryceson Burns		00:00																					
Team							4	2	6			0			0									
<b>Totals</b>				23-63	2-15	9-17	11	29	40	22	13	57	10	14	5	4	7					-17		

Shooting By Period		
1st FG%	9-29	31.0%
3PT%	2-7	28.6%
FT%	4-5	80%
2nd FG%	14-34	41.2%
3PT%	0-8	0.0%
FT%	5-12	41.7%
GM FG%	23-63	36.5%
3PT%	2-15	13.3%
FT%	9-17	52.9%

Dead Ball Rebounds: 3, 0

Technical Fouls::NONE

Valparaiso - 74

Record: 7-12 (4-6)

NO.	Name	F	Min	FG			3P			FT			Rebounds			Fouls		TP	AS	TO	ST	Blocks		+/-
				M-A	M-A	M-A	OR	DR	TOT	PF	FD	OR	DR	TOT	BS	BA								
5	Donovan Clay	F	35:16	1-6	0-1	7-9	1	13	14	4	5	9	1	4	0	1	0	12	1	0	1	0		
23	Ben Krikke	F	24:22	5-7	0-0	5-6	0	1	1	3	3	15	0	0	0	3	0	4	0	0	3	0		
4	Daniel Sackey	G	27:13	3-7	0-1	2-3	2	3	5	1	2	8	4	1	2	0	1	6	4	1	2	0		
10	Eron Gordon	G	40:00	3-4	1-2	2-3	0	9	9	1	2	9	2	1	2	1	0	17	2	1	2	1		
13	Sheldon Edwards	G	35:41	4-14	1-7	2-2	0	5	5	2	4	11	2	3	3	1	1	11	2	3	3	1		
2	Zion Morgan		12:53	2-4	0-0	2-2	0	1	1	1	3	6	4	0	3	0	1	12	4	0	3	0		
34	Jacob Ognacevic		15:03	4-7	1-2	2-2	0	0	0	0	2	11	0	0	0	0	1	13	0	0	0	1		
0	Goodnews Kpegeol		04:19	0-1	0-1	0-0	0	2	2	1	0	0	0	1	0	1	0	6	0	1	0	1		
22	Mileek McMillan		05:13	1-1	1-1	2-2	0	0	0	0	1	5	0	0	0	0	0	4	0	0	0	0		
Team							0	0	0			0			1									
<b>Totals</b>				23-51	4-15	24-29	3	34	37	13	22	74	13	11	10	7	4	17						

Shooting By Period		
1st FG%	14-28	50.0%
3PT%	3-7	42.9%
FT%	5-7	71.4%
2nd FG%	9-23	39.1%
3PT%	1-8	12.5%
FT%	19-22	86.4%
GM FG%	23-51	45.1%
3PT%	4-15	26.7%
FT%	24-29	82.8%

Dead Ball Rebounds: 1, 0

Technical Fouls::NONE

	DRA	VALPO
Biggest lead	1 (1 <sup>st</sup> 14:51)	20 (2 <sup>nd</sup> 11:39)
Best Scoring Run	5 (1 <sup>st</sup> 16:51)	10 (1 <sup>st</sup> 10:31)
Lead Changes	2	
Times Tied	0	
Time with Lead	01:13	37:51

Points from	DRA	VALPO
Turnovers	12	16
Paint	34	38
Second Chance	11	2
Fast Breaks	10	14
Bench	13	22

	Period by Period Scoring		
	1st	2nd	TOT
DRA	24	33	57
VALPO	36	38	74



**Drake at Valparaiso**

**Period 1**

**Quarter Starters:**

<b>VALPO</b>	4 Sackey D	5 Clay D	10 Gordon E	13 Edwards S	23 Krikke B
<b>DRA</b>	00 Wilkins D	2 Murphy T	4 Hemphill S	12 Penn R	51 Brodie D

Game Time	VALPO	Score	Diff	DRA
20:00	23 KRIKKE B jumpball won			51 BRODIE D jumpball lost
19:44	5 CLAY D 2pt FG in the paint, layup missed			
19:42				2 MURPHY T defensive rebound (1)
19:18				51 BRODIE D turnover lost ball (1)
19:04	13 EDWARDS S 3pt FG from turnover, jump shot made (3)	<b>3-0</b>	<b>3</b>	
19:04	4 SACKKEY D assist (1)			
18:46				00 WILKINS D 3pt FG , jump shot missed
18:42	13 EDWARDS S defensive rebound (1)			
18:34	4 SACKKEY D 2pt FG in the paint, turnaround jump shot made (2)	<b>5-0</b>	<b>5</b>	
18:05				00 WILKINS D 2pt FG in the paint, layup blocked
18:05	23 KRIKKE B block (1)			
18:00	5 CLAY D defensive rebound (1)			
17:58	5 CLAY D 2pt FG fast break in the paint, layup made (2)	<b>7-0</b>	<b>7</b>	
17:58	5 CLAY D foul drawn (1)			2 MURPHY T foul shooting (1 - 1)
17:58	5 CLAY D free throw fast break 1 - 1 missed			
17:57				51 BRODIE D defensive rebound (1)
17:55				2 MURPHY T substitution out
17:55				3 STURTZ G substitution in
17:43		<b>7-2</b>	<b>5</b>	4 HEMPHILL S 2pt FG outside the paint, jump shot made (2)
17:20	23 KRIKKE B 2pt FG in the paint, hook shot made (2)	<b>9-2</b>	<b>7</b>	
17:20	4 SACKKEY D assist (2)			
17:08		<b>9-4</b>	<b>5</b>	51 BRODIE D 2pt FG in the paint, layup made (2)
17:08				12 PENN R assist (1)
17:08	5 CLAY D foul shooting (1 - 1)			51 BRODIE D foul drawn (1)
17:08		<b>9-5</b>	<b>4</b>	51 BRODIE D free throw 1 - 1 made (3)
16:56	13 EDWARDS S turnover lost ball (1)			00 WILKINS D steal (1)
16:51		<b>9-7</b>	<b>2</b>	4 HEMPHILL S 2pt FG fast break from turnover in the paint, layup made (4)
16:51				00 WILKINS D assist (1)
16:39	23 KRIKKE B 2pt FG in the paint, jump shot made (4)	<b>11-7</b>	<b>4</b>	
16:39	5 CLAY D assist (1)			
16:21				00 WILKINS D 2pt FG outside the paint, jump shot missed
16:17	5 CLAY D defensive rebound (2)			
16:05	4 SACKKEY D 2pt FG in the paint, layup missed			
16:03				51 BRODIE D defensive rebound (2)
15:46		<b>11-10</b>	<b>1</b>	00 WILKINS D 3pt FG , jump shot made (3)
15:46				51 BRODIE D assist (1)
15:09	4 SACKKEY D 2pt FG in the paint, jump shot missed			
15:07				3 STURTZ G defensive rebound (1)
14:51		<b>11-12</b>	<b>-1</b>	3 STURTZ G 2pt FG in the paint, layup made (2)
14:51				4 HEMPHILL S assist (1)
14:36	23 KRIKKE B 2pt FG outside the paint, jump shot missed			
14:33				12 PENN R defensive rebound (1)



**Drake at Valparaiso**

02/07/21 Athletics-Recreation Center, Valparaiso  
2020-21 Men's Basketball

**Game Time:** 1:00 PM  
**Game Duration:** 1:54  
**Attendance:** 119

**Officials:** Gary Maxwell, Terry Wymer, Shane Staggs

Game Time	VALPO	Score	Diff	DRA
14:26	13 EDWARDS S steal (1)			3 STURTZ G turnover bad pass (1)
14:26	Timeout media			
14:23	4 SACKY D substitution out			
14:23	23 KRIKKE B substitution out			
14:23	2 MORGAN Z substitution in			
14:23	34 OGNACEVIC J substitution in			
14:23				00 WILKINS D substitution out
14:23				12 PENN R substitution out
14:23				51 BRODIE D substitution out
14:23				1 YESUFU J substitution in
14:23				2 MURPHY T substitution in
14:23				20 JACKSON J substitution in
14:05	5 CLAY D turnover lost ball (1)			
13:52				1 YESUFU J 2pt FG from turnover in the paint, layup missed
13:50	10 GORDON E defensive rebound (1)			
13:38	34 OGNACEVIC J 2pt FG in the paint, layup made (2)	<b>13-12</b>	<b>1</b>	
13:38	13 EDWARDS S assist (1)			
13:19				2 MURPHY T 3pt FG , jump shot missed
13:16	10 GORDON E defensive rebound (2)			
13:01	13 EDWARDS S 3pt FG , jump shot missed			
12:57				4 HEMPHILL S defensive rebound (1)
12:51	13 EDWARDS S substitution out			
12:51	0 KPEGEOL G substitution in			
12:43				2 MURPHY T 2pt FG in the paint, layup missed
12:40	5 CLAY D defensive rebound (3)			
12:27	34 OGNACEVIC J 2pt FG in the paint, layup made (4)	<b>15-12</b>	<b>3</b>	
12:27	2 MORGAN Z assist (1)			
12:27	34 OGNACEVIC J foul drawn (1)			20 JACKSON J foul shooting (1 - 2)
12:27				20 JACKSON J substitution out
12:27				00 WILKINS D substitution in
12:27	34 OGNACEVIC J free throw 1 - 1 made (5)	<b>16-12</b>	<b>4</b>	
11:58				2 MURPHY T 2pt FG in the paint, jump shot missed
11:55				offensive rebound (7)
11:55	Timeout media			
11:55				3 STURTZ G substitution out
11:55				12 PENN R substitution in
11:38				2 MURPHY T 2pt FG second chance in the paint, layup blocked
11:38	0 KPEGEOL G block (1)			
11:35	0 KPEGEOL G defensive rebound (1)			
11:15	2 MORGAN Z 2pt FG in the paint, layup made (2)	<b>18-12</b>	<b>6</b>	
10:48				12 PENN R 2pt FG in the paint, jump shot missed
10:46	10 GORDON E defensive rebound (3)			
10:31	34 OGNACEVIC J 2pt FG in the paint, layup made (7)	<b>20-12</b>	<b>8</b>	
10:31	10 GORDON E assist (1)			
10:31	34 OGNACEVIC J foul drawn (2)			2 MURPHY T foul shooting (2 - 3)
10:31				2 MURPHY T substitution out
10:31				3 STURTZ G substitution in
10:31	34 OGNACEVIC J free throw 1 - 1 made (8)	<b>21-12</b>	<b>9</b>	
10:31				1 YESUFU J substitution out



**Drake at Valparaiso**

**Officials:** Gary Maxwell, Terry Wymer, Shane Staggs

Game Time	VALPO	Score	Diff	DRA
10:31				51 BRODIE D substitution in
10:02				51 BRODIE D 2pt FG in the paint, hook shot missed
09:59	0 KPEGEOL G defensive rebound (2)			
09:48	2 MORGAN Z 2pt FG in the paint, jump shot blocked			
09:48				3 STURTZ G block (1)
09:44				00 WILKINS D defensive rebound (1)
09:43		<b>21-14</b>	<b>7</b>	00 WILKINS D 2pt FG fast break in the paint, layup made (5)
09:20	0 KPEGEOL G 3pt FG , jump shot missed			
09:15				3 STURTZ G defensive rebound (2)
09:07	0 KPEGEOL G foul personal (1 - 2)			12 PENN R foul drawn (1)
09:07	5 CLAY D substitution out			
09:07	23 KRIKKE B substitution in			
08:57				51 BRODIE D 2pt FG in the paint, layup missed
08:51				4 HEMPHILL S offensive rebound (2)
08:51	2 MORGAN Z steal (1)			4 HEMPHILL S turnover lost ball (1)
08:51	2 MORGAN Z foul drawn (1)			12 PENN R foul personal (1 - 4)
08:51				4 HEMPHILL S substitution out
08:51				1 YESUFU J substitution in
08:33	0 KPEGEOL G turnover lost ball (1)			
08:32	0 KPEGEOL G substitution out			
08:32	13 EDWARDS S substitution in			
08:02	2 MORGAN Z steal (2)			00 WILKINS D turnover bad pass (1)
07:55	10 GORDON E 3pt FG fast break from turnover, jump shot made (3)	<b>24-14</b>	<b>10</b>	
07:55	2 MORGAN Z assist (2)			
07:54				Timeout 30 Sec
07:54				Timeout media
07:44	23 KRIKKE B foul shooting (1 - 3)			1 YESUFU J foul drawn (1)
07:44		<b>24-15</b>	<b>9</b>	1 YESUFU J free throw 1 - 2 made (1)
07:44		<b>24-16</b>	<b>8</b>	1 YESUFU J free throw 2 - 2 made (2)
07:18	2 MORGAN Z 2pt FG in the paint, turnaround jump shot made (4)	<b>26-16</b>	<b>10</b>	
07:09	23 KRIKKE B foul personal (2 - 4)			12 PENN R foul drawn (2)
07:09	23 KRIKKE B substitution out			
07:09	5 CLAY D substitution in			
07:09				3 STURTZ G substitution out
07:09				2 MURPHY T substitution in
06:56				12 PENN R 2pt FG in the paint, jump shot missed
06:52	5 CLAY D defensive rebound (4)			
06:43	2 MORGAN Z 2pt FG outside the paint, jump shot missed			
06:38				51 BRODIE D defensive rebound (3)
06:33				1 YESUFU J 2pt FG in the paint, layup missed
06:30	5 CLAY D defensive rebound (5)			
06:17	5 CLAY D turnover bad pass (2)			00 WILKINS D steal (2)
06:07				12 PENN R 2pt FG from turnover in the paint, layup missed
06:02				12 PENN R offensive rebound (2)
06:02		<b>26-18</b>	<b>8</b>	12 PENN R 2pt FG from turnover second chance in the paint, layup made (2)
05:45	34 OGNACEVIC J 2pt FG in the paint, jump shot missed			
05:43				51 BRODIE D defensive rebound (4)



**Drake at Valparaiso**

02/07/21 Athletics-Recreation Center, Valparaiso  
2020-21 Men's Basketball

**Game Time:** 1:00 PM  
**Game Duration:** 1:54  
**Attendance:** 119

**Officials:** Gary Maxwell, Terry Wymer, Shane Staggs

Game Time	VALPO	Score	Diff	DRA
05:40				12 PENN R 2pt FG outside the paint, jump shot missed
05:36				1 YESUFU J offensive rebound (1)
05:32				00 WILKINS D 2pt FG second chance in the paint, layup missed
05:30	13 EDWARDS S defensive rebound (2)			
05:19	34 OGNACEVIC J 3pt FG , jump shot missed			
05:16				12 PENN R defensive rebound (3)
05:13	2 MORGAN Z foul drawn (2)			12 PENN R foul offensive (2 - 5)
05:13				12 PENN R turnover offensive (1)
05:13	2 MORGAN Z substitution out			
05:13	34 OGNACEVIC J substitution out			
05:13	4 SACKY D substitution in			
05:13	22 MCMILLAN M substitution in			
04:50	22 MCMILLAN M 3pt FG from turnover, jump shot made (3)	<b>29-18</b>	<b>11</b>	
04:50	4 SACKY D assist (3)			
04:23		<b>29-21</b>	<b>8</b>	2 MURPHY T 3pt FG , jump shot made (3)
04:23				12 PENN R assist (2)
04:00	5 CLAY D foul drawn (2)			2 MURPHY T foul shooting (3 - 6)
04:00	Timeout media			
04:00				2 MURPHY T substitution out
04:00				12 PENN R substitution out
04:00				51 BRODIE D substitution out
04:00				3 STURTZ G substitution in
04:00				4 HEMPHILL S substitution in
04:00				24 FERGUSON N substitution in
04:00	5 CLAY D free throw 1 - 2 made (3)	<b>30-21</b>	<b>9</b>	
04:00	5 CLAY D free throw 2 - 2 missed			
03:58				4 HEMPHILL S defensive rebound (3)
03:46		<b>30-23</b>	<b>7</b>	4 HEMPHILL S 2pt FG in the paint, layup made (6)
03:31	22 MCMILLAN M foul drawn (1)			4 HEMPHILL S foul personal (1 - 7)
03:31	22 MCMILLAN M 1&1 free throw 1 made (4)	<b>31-23</b>	<b>8</b>	
03:31	22 MCMILLAN M 1&1 free throw 2 made (5)	<b>32-23</b>	<b>9</b>	
03:15				00 WILKINS D 3pt FG , jump shot missed
03:12				4 HEMPHILL S offensive rebound (4)
03:05	13 EDWARDS S steal (2)			4 HEMPHILL S turnover bad pass (2)
03:00	13 EDWARDS S 2pt FG from turnover in the paint, dunk, missed			
02:56	4 SACKY D offensive rebound (1)			
02:56	4 SACKY D 2pt FG from turnover second chance in the paint, layup made (4)	<b>34-23</b>	<b>11</b>	
02:50				1 YESUFU J 3pt FG , jump shot missed
02:47	4 SACKY D defensive rebound (2)			
02:43	13 EDWARDS S 3pt FG , jump shot missed			
02:39				1 YESUFU J defensive rebound (2)
02:36				1 YESUFU J turnover bad pass (1)
02:36				24 FERGUSON N substitution out
02:36				51 BRODIE D substitution in
02:14	5 CLAY D turnover lost ball (3)			1 YESUFU J steal (1)
02:09				3 STURTZ G 2pt FG from turnover in the paint, layup missed
02:07	5 CLAY D defensive rebound (6)			
02:03	5 CLAY D 2pt FG in the paint, layup missed			



Official Basketball Play by Play - First Half

### Drake at Valparaiso

02/07/21 Athletics-Recreation Center, Valparaiso  
2020-21 Men's Basketball

Game Time: 1:00 PM  
Game Duration: 1:54  
Attendance: 119

Officials: Gary Maxwell, Terry Wymer, Shane Staggs

Game Time	VALPO	Score	Diff	DRA
02:01				51 BRODIE D defensive rebound (5)
01:34				1 YESUFU J 3pt FG , jump shot missed
01:30	5 CLAY D defensive rebound (7)			
01:24	Timeout 30 Sec			
01:10	13 EDWARDS S 2pt FG in the paint, jump shot missed			
01:07				4 HEMPHILL S defensive rebound (5)
01:02				4 HEMPHILL S turnover bad pass (3)
00:36	10 GORDON E turnover bad pass (1)			4 HEMPHILL S steal (1)
00:06	5 CLAY D foul shooting (2 - 5)			3 STURTZ G foul drawn (1)
00:06				3 STURTZ G free throw 1 - 2 missed
00:06				offensive dead ball rebound (1)
00:06	4 SACEY D substitution out			
00:06	2 MORGAN Z substitution in			
00:06	5 CLAY D substitution out			
00:06	4 SACEY D substitution in			
00:06		<b>34-24</b>	<b>10</b>	3 STURTZ G free throw 2 - 2 made (3)
00:00	4 SACEY D 2pt FG fast break in the paint, layup made (6)	<b>36-24</b>	<b>12</b>	
<b>END OF PERIOD</b>				
<b>VALPO 36-24 DRA</b>				



Officials: Gary Maxwell, Terry Wymer, Shane Staggs

Drake - 24

NO.	Name	F	Min	FG			Rebounds			Fouls		TP	AS	TO	ST	Blocks		+/-
				M-A	M-A	M-A	OR	DR	TOT	PF	FD					BS	BA	
2	Tremell Murphy	F	09:06	1-5	1-2	0-0	0	1	1	3	0	3	0	0	0	0	1	-14
4	ShanQuan Hemphill	F	15:09	3-3	0-0	0-0	2	3	5	1	0	6	1	3	1	0	0	-11
51	Darnell Brodie	F	14:44	1-3	0-0	1-1	0	5	5	0	1	3	1	1	0	0	0	1
00	D.J. Wilkins	G	18:04	2-7	1-3	0-0	0	1	1	0	0	5	1	1	2	0	1	-8
12	Roman Penn	G	13:32	1-5	0-0	0-0	1	2	3	2	2	2	2	1	0	0	0	-3
3	Garrett Sturtz		13:22	1-2	0-0	1-2	0	2	2	0	1	3	0	1	0	1	0	-3
1	Joseph Yesufu		12:43	0-4	0-2	2-2	1	1	2	0	1	2	0	1	1	0	0	-15
20	Jonah Jackson		01:56	0-0	0-0	0-0	0	0	0	1	0	0	0	0	0	0	0	-4
24	Nate Ferguson		01:24	0-0	0-0	0-0	0	0	0	0	0	0	0	0	0	0	0	-3
Team							1	0	1			0		0				
<b>Totals</b>				9-29	2-7	4-5	5	15	20	7	5	24	5	8	4	1	2	-12

Shooting By Period		
1st FG%	9-29	31.0%
3PT%	2-7	28.6%
FT%	4-5	80%
GM FG%	9-29	31.0%
3PT%	2-7	28.6%
FT%	4-5	80.0%

Dead Ball Rebounds: 1, 0

Technical Fouls::NONE

Valparaiso - 36

NO.	Name	F	Min	FG			Rebounds			Fouls		TP	AS	TO	ST	Blocks		+/-
				M-A	M-A	M-A	OR	DR	TOT	PF	FD					BS	BA	
5	Donovan Clay	F	17:56	1-3	0-0	1-3	0	7	7	2	2	3	1	3	0	0	0	8
23	Ben Krikke	F	07:35	2-3	0-0	0-0	0	0	0	2	0	4	0	0	0	1	0	2
4	Daniel Sackey	G	10:50	3-5	0-0	0-0	1	1	2	0	0	6	3	0	0	0	0	3
10	Eron Gordon	G	20:00	1-1	1-1	0-0	0	3	3	0	0	3	1	1	0	0	0	12
13	Sheldon Edwards	G	15:41	1-5	1-3	0-0	0	2	2	0	0	3	1	1	2	0	0	6
2	Zion Morgan		09:16	2-4	0-0	0-0	0	0	0	0	2	4	2	0	2	0	1	10
34	Jacob Ognacevic		09:10	3-5	0-1	2-2	0	0	0	0	2	8	0	0	0	0	0	9
0	Goodnews Kpegeol		04:19	0-1	0-1	0-0	0	2	2	1	0	0	0	1	0	1	0	6
22	Mileek McMillan		05:13	1-1	1-1	2-2	0	0	0	0	1	5	0	0	0	0	0	4
Team							0	0	0			0		0				
<b>Totals</b>				14-28	3-7	5-7	1	15	16	5	7	36	8	6	4	2	1	12

Shooting By Period		
1st FG%	14-28	50.0%
3PT%	3-7	42.9%
FT%	5-7	71.4%
GM FG%	14-28	50.0%
3PT%	3-7	42.9%
FT%	5-7	71.4%

Dead Ball Rebounds: 0, 0

Technical Fouls::NONE

	DRA	VALPO
Biggest lead	1 (1 <sup>st</sup> 14:51)	12 (1 <sup>st</sup> 0:00)
Best Scoring Run	5 (1 <sup>st</sup> 16:51)	10 (1 <sup>st</sup> 10:31)
Lead Changes	2	
Times Tied	0	
Time with Lead	01:13	17:51

Points from	DRA	VALPO
Turnovers	5	11
Paint	12	22
Second Chance	2	2
Fast Breaks	4	7
Bench	5	17

	Period by Period Scoring		
	1st	2nd	TOT
DRA	24	33	57
VALPO	36	38	74

**Drake at Valparaiso**02/07/21 Athletics-Recreation Center, Valparaiso  
2020-21 Men's Basketball

Game Time: 1:00 PM

Game Duration: 1:54

Attendance: 119

Officials: Gary Maxwell, Terry Wymer, Shane Staggs

**Period 2****Quarter Starters:**

<b>VALPO</b>	4 Sackey D	5 Clay D	10 Gordon E	13 Edwards S	23 Krikke B
<b>DRA</b>	00 Wilkins D	2 Murphy T	4 Hemphill S	12 Penn R	51 Brodie D

Game Time	VALPO	Score	Diff	DRA
20:00	2 MORGAN Z substitution out			
20:00	22 MCMILLAN M substitution out			
20:00	5 CLAY D substitution in			
20:00	23 KRIKKE B substitution in			
20:00				1 YESUFU J substitution out
20:00				3 STURTZ G substitution out
20:00				2 MURPHY T substitution in
20:00				12 PENN R substitution in
19:37	jump ball situation			
19:37	4 SACKEY D steal (1)			51 BRODIE D turnover lost ball (2)
19:13	13 EDWARDS S turnover bad pass (2)			
19:04				4 HEMPHILL S 2pt FG from turnover outside the paint, jump shot missed
19:01				4 HEMPHILL S offensive rebound (6)
18:55		<b>36-26</b>	<b>10</b>	51 BRODIE D 2pt FG from turnover second chance in the paint, layup made (5)
18:28	5 CLAY D 3pt FG , jump shot missed			
18:24				51 BRODIE D defensive rebound (6)
18:09				12 PENN R 2pt FG outside the paint, jump shot missed
18:05	5 CLAY D defensive rebound (8)			
18:00	5 CLAY D 2pt FG outside the paint, jump shot missed			
17:56				51 BRODIE D defensive rebound (7)
17:38	10 GORDON E steal (1)			12 PENN R turnover lost ball (2)
17:32	5 CLAY D 2pt FG from turnover in the paint, layup missed			
17:30				12 PENN R defensive rebound (4)
17:22				00 WILKINS D 3pt FG , jump shot missed
17:18	10 GORDON E defensive rebound (4)			
17:05	13 EDWARDS S foul drawn (1)			4 HEMPHILL S foul personal (2 - 1)
17:05				2 MURPHY T substitution out
17:05				3 STURTZ G substitution in
16:56	23 KRIKKE B foul drawn (1)			51 BRODIE D foul shooting (1 - 2)
16:56	23 KRIKKE B free throw 1 - 2 made (5)	<b>37-26</b>	<b>11</b>	
16:56				51 BRODIE D substitution out
16:56				24 FERGUSON N substitution in
16:56	23 KRIKKE B free throw 2 - 2 made (6)	<b>38-26</b>	<b>12</b>	
16:42				3 STURTZ G 2pt FG in the paint, layup blocked
16:42	23 KRIKKE B block (2)			
16:39				24 FERGUSON N offensive rebound (1)
16:39	5 CLAY D foul shooting (3 - 1)			24 FERGUSON N foul drawn (1)
16:39				24 FERGUSON N free throw 1 - 2 missed
16:39				offensive dead ball rebound (2)
16:39	5 CLAY D substitution out			
16:39	34 OGNACEVIC J substitution in			
16:39				24 FERGUSON N free throw 2 - 2 missed





**Drake at Valparaiso**

02/07/21 Athletics-Recreation Center, Valparaiso  
2020-21 Men's Basketball

**Game Time:** 1:00 PM  
**Game Duration:** 1:54  
**Attendance:** 119

**Officials:** Gary Maxwell, Terry Wymer, Shane Staggs

Game Time	VALPO	Score	Diff	DRA
16:38	13 EDWARDS S defensive rebound (3)			
16:33	23 KRIKKE B 2pt FG fast break in the paint, layup made (8)	<b>40-26</b>	<b>14</b>	
16:33	13 EDWARDS S assist (2)			
16:17	13 EDWARDS S steal (3)			24 FERGUSON N turnover lost ball (1)
16:17	4 SACKY D foul drawn (1)			12 PENN R foul shooting (3 - 3)
16:17	4 SACKY D free throw 1 - 2 made (7)	<b>41-26</b>	<b>15</b>	
16:17				12 PENN R substitution out
16:17				24 FERGUSON N substitution out
16:17				1 YESUFU J substitution in
16:17				13 SAMAKE I substitution in
16:17	4 SACKY D free throw 2 - 2 made (8)	<b>42-26</b>	<b>16</b>	
16:03				00 WILKINS D 3pt FG , jump shot blocked
16:03	13 EDWARDS S block (1)			
15:59				offensive rebound (26)
16:00	Timeout media			
15:49				00 WILKINS D 2pt FG second chance in the paint, layup missed
15:47	13 EDWARDS S defensive rebound (4)			
15:25	10 GORDON E 2pt FG in the paint, layup made (5)	<b>44-26</b>	<b>18</b>	
15:05				1 YESUFU J 2pt FG in the paint, layup blocked
15:05	10 GORDON E block (1)			
15:05				offensive rebound (27)
15:05				00 WILKINS D substitution out
15:05				12 PENN R substitution in
14:57		<b>44-28</b>	<b>16</b>	12 PENN R 2pt FG second chance in the paint, turnaround jump shot made (4)
14:57				4 HEMPHILL S assist (2)
14:43	4 SACKY D 2pt FG in the paint, layup blocked			
14:43				13 SAMAKE I block (1)
14:39				3 STURTZ G defensive rebound (3)
14:36		<b>44-30</b>	<b>14</b>	4 HEMPHILL S 2pt FG fast break in the paint, layup made (8)
14:36				12 PENN R assist (3)
14:23	13 EDWARDS S foul drawn (2)			12 PENN R foul personal (4 - 4)
14:23	4 SACKY D substitution out			
14:23	2 MORGAN Z substitution in			
14:23				12 PENN R substitution out
14:23				00 WILKINS D substitution in
14:08	34 OGNACEVIC J 2pt FG in the paint, layup blocked			
14:08				4 HEMPHILL S block (1)
14:05				3 STURTZ G defensive rebound (4)
13:59	23 KRIKKE B foul shooting (3 - 2)			3 STURTZ G foul drawn (2)
13:59		<b>44-31</b>	<b>13</b>	3 STURTZ G free throw 1 - 2 made (4)
13:59	23 KRIKKE B substitution out			
13:59	5 CLAY D substitution in			
13:59				3 STURTZ G free throw 2 - 2 missed
13:56	10 GORDON E defensive rebound (5)			
13:49	2 MORGAN Z foul drawn (3)			1 YESUFU J foul shooting (1 - 5)
13:49	2 MORGAN Z free throw 1 - 2 made (5)	<b>45-31</b>	<b>14</b>	
13:49	2 MORGAN Z free throw 2 - 2 made (6)	<b>46-31</b>	<b>15</b>	
13:33				1 YESUFU J 2pt FG in the paint, jump shot missed



**Drake at Valparaiso**

02/07/21 Athletics-Recreation Center, Valparaiso  
2020-21 Men's Basketball

**Game Time:** 1:00 PM  
**Game Duration:** 1:54  
**Attendance:** 119

**Officials:** Gary Maxwell, Terry Wymer, Shane Staggs

Game Time	VALPO	Score	Diff	DRA
13:31	2 MORGAN Z defensive rebound (1)			
13:13	5 CLAY D turnover dribbling violation (4)			
12:57				4 HEMPHILL S 2pt FG from turnover in the paint, layup missed
12:54	5 CLAY D defensive rebound (9)			
12:44	34 OGNACEVIC J 3pt FG , jump shot made (11)	<b>49-31</b>	<b>18</b>	
12:44	2 MORGAN Z assist (3)			
12:14		<b>49-33</b>	<b>16</b>	1 YESUFU J 2pt FG in the paint, jump shot made (4)
11:59	13 EDWARDS S 2pt FG in the paint, layup made (5)	<b>51-33</b>	<b>18</b>	
11:53				Timeout 30 Sec
11:53				Timeout media
11:43	2 MORGAN Z steal (3)			00 WILKINS D turnover lost ball (2)
11:39	13 EDWARDS S 2pt FG fast break from turnover in the paint, dunk, made (7)	<b>53-33</b>	<b>20</b>	
11:39	2 MORGAN Z assist (4)			
11:31				Timeout media
11:31				00 WILKINS D substitution out
11:31				3 STURTZ G substitution out
11:31				13 SAMAKE I substitution out
11:31				2 MURPHY T substitution in
11:31				12 PENN R substitution in
11:31				20 JACKSON J substitution in
11:26		<b>53-35</b>	<b>18</b>	12 PENN R 2pt FG in the paint, layup made (6)
10:55	13 EDWARDS S 3pt FG , jump shot missed			
10:54				defensive rebound (30)
10:46		<b>53-37</b>	<b>16</b>	12 PENN R 2pt FG in the paint, layup made (8)
10:46	2 MORGAN Z foul shooting (1 - 3)			12 PENN R foul drawn (3)
10:46	2 MORGAN Z substitution out			
10:46	34 OGNACEVIC J substitution out			
10:46	4 SACKY D substitution in			
10:46	23 KRIKKE B substitution in			
10:46				20 JACKSON J substitution out
10:46				51 BRODIE D substitution in
10:46		<b>53-38</b>	<b>15</b>	12 PENN R free throw 1 - 1 made (9)
10:42	13 EDWARDS S 2pt FG fast break in the paint, layup made (9)	<b>55-38</b>	<b>17</b>	
10:42	10 GORDON E assist (2)			
10:19				2 MURPHY T 3pt FG , jump shot missed
10:16	5 CLAY D defensive rebound (10)			
09:54	13 EDWARDS S turnover travel (3)			
09:41		<b>55-40</b>	<b>15</b>	12 PENN R 2pt FG from turnover outside the paint, jump shot made (11)
09:41				51 BRODIE D assist (2)
09:23	13 EDWARDS S foul drawn (3)			4 HEMPHILL S foul personal (3 - 6)
09:15	10 GORDON E 3pt FG , jump shot missed			
09:13	5 CLAY D offensive rebound (11)			
09:12	13 EDWARDS S 3pt FG second chance, jump shot missed			
09:09				4 HEMPHILL S defensive rebound (7)
08:57	10 GORDON E steal (2)			12 PENN R turnover lost ball (3)
08:53	10 GORDON E foul drawn (1)			2 MURPHY T foul shooting (4 - 7)
08:53	10 GORDON E free throw fast break 1 - 2 missed			
08:53	offensive dead ball rebound (1)			



**Drake at Valparaiso**

02/07/21 Athletics-Recreation Center, Valparaiso  
2020-21 Men's Basketball

**Game Time:** 1:00 PM  
**Game Duration:** 1:54  
**Attendance:** 119

**Officials:** Gary Maxwell, Terry Wymer, Shane Staggs

Game Time	VALPO	Score	Diff	DRA
08:53				2 MURPHY T substitution out
08:53				51 BRODIE D substitution out
08:53				13 SAMAKE I substitution in
08:53				20 JACKSON J substitution in
08:53	10 GORDON E free throw fast break 2 - 2 made (6)	<b>56-40</b>	<b>16</b>	
08:43				12 PENN R 3pt FG , jump shot missed
08:38				offensive rebound (32)
08:36		<b>56-42</b>	<b>14</b>	4 HEMPHILL S 2pt FG second chance in the paint, layup made (10)
08:36				12 PENN R assist (4)
08:14	23 KRIKKE B 2pt FG in the paint, layup missed			
08:11				4 HEMPHILL S defensive rebound (8)
08:01		<b>56-44</b>	<b>12</b>	1 YESUFU J 2pt FG in the paint, layup made (6)
07:47	4 SACKEY D foul drawn (2)			1 YESUFU J foul personal (2 - 8)
07:47	Timeout media			
07:47	4 SACKEY D 1&1 free throw 1 missed			
07:45				13 SAMAKE I defensive rebound (1)
07:34				12 PENN R 3pt FG , jump shot missed
07:30	4 SACKEY D defensive rebound (3)			
07:07	13 EDWARDS S 3pt FG , jump shot missed			
07:03	4 SACKEY D offensive rebound (4)			
06:45	4 SACKEY D 3pt FG second chance, jump shot missed			
06:43				defensive rebound (35)
06:32				1 YESUFU J 2pt FG outside the paint, jump shot blocked
06:32	23 KRIKKE B block (3)			
06:29	23 KRIKKE B defensive rebound (1)			
06:26	13 EDWARDS S 3pt FG , jump shot missed			
06:23				1 YESUFU J defensive rebound (3)
06:10				20 JACKSON J 3pt FG , jump shot missed
06:06	10 GORDON E defensive rebound (6)			
05:39	23 KRIKKE B 2pt FG in the paint, layup made (10)	<b>58-44</b>	<b>14</b>	
05:39	4 SACKEY D assist (4)			
05:21		<b>58-46</b>	<b>12</b>	4 HEMPHILL S 2pt FG in the paint, layup made (12)
05:21	10 GORDON E foul shooting (1 - 4)			4 HEMPHILL S foul drawn (1)
05:21				13 SAMAKE I substitution out
05:21				2 MURPHY T substitution in
05:21				20 JACKSON J substitution out
05:21				00 WILKINS D substitution in
05:21				4 HEMPHILL S free throw 1 - 1 missed
05:20	5 CLAY D defensive rebound (12)			
05:20	5 CLAY D foul drawn (3)			2 MURPHY T foul personal (5 - 9)
05:20				2 MURPHY T substitution out
05:20				3 STURTZ G substitution in
05:20	5 CLAY D 1&1 free throw 1 made (4)	<b>59-46</b>	<b>13</b>	
05:20	5 CLAY D 1&1 free throw 2 made (5)	<b>60-46</b>	<b>14</b>	
05:02	13 EDWARDS S foul shooting (1 - 5)			1 YESUFU J foul drawn (2)
05:02				1 YESUFU J free throw 1 - 2 missed
05:02				offensive dead ball rebound (3)
05:02		<b>60-47</b>	<b>13</b>	1 YESUFU J free throw 2 - 2 made (7)



**Drake at Valparaiso**

02/07/21 Athletics-Recreation Center, Valparaiso  
2020-21 Men's Basketball

**Game Time:** 1:00 PM  
**Game Duration:** 1:54  
**Attendance:** 119

**Officials:** Gary Maxwell, Terry Wymer, Shane Staggs

Game Time	VALPO	Score	Diff	DRA
04:44	4 SACKY D turnover bad pass (1)			3 STURTZ G steal (1)
04:34				12 PENN R 2pt FG from turnover in the paint, jump shot missed
04:31				4 HEMPHILL S offensive rebound (9)
04:26		<b>60-49</b>	<b>11</b>	12 PENN R 2pt FG from turnover second chance in the paint, layup made (13)
04:26				00 WILKINS D assist (2)
04:26	13 EDWARDS S foul shooting (2 - 6)			12 PENN R foul drawn (4)
04:26		<b>60-50</b>	<b>10</b>	12 PENN R free throw 1 - 1 made (14)
04:02	10 GORDON E 2pt FG in the paint, layup made (8)	<b>62-50</b>	<b>12</b>	
04:02	10 GORDON E foul drawn (2)			00 WILKINS D foul shooting (1 - 10)
04:02	10 GORDON E free throw 1 - 1 made (9)	<b>63-50</b>	<b>13</b>	
03:46	4 SACKY D steal (2)			4 HEMPHILL S turnover lost ball (4)
03:41	13 EDWARDS S 2pt FG from turnover in the paint, dunk, missed			
03:38				4 HEMPHILL S defensive rebound (10)
03:35		<b>63-52</b>	<b>11</b>	12 PENN R 2pt FG fast break outside the paint, jump shot made (16)
03:02	23 KRIKKE B foul drawn (2)			1 YESUFU J foul personal (3 - 11)
03:02	Timeout media			
03:02	23 KRIKKE B free throw 1 - 2 made (11)	<b>64-52</b>	<b>12</b>	
03:02	23 KRIKKE B free throw 2 - 2 made (12)	<b>65-52</b>	<b>13</b>	
02:53		<b>65-54</b>	<b>11</b>	12 PENN R 2pt FG in the paint, jump shot made (18)
02:53	4 SACKY D foul shooting (1 - 7)			12 PENN R foul drawn (5)
02:53				12 PENN R free throw 1 - 1 missed
02:52	13 EDWARDS S defensive rebound (5)			
02:40	23 KRIKKE B foul drawn (3)			4 HEMPHILL S foul shooting (4 - 12)
02:40	23 KRIKKE B free throw 1 - 2 made (13)	<b>66-54</b>	<b>12</b>	
02:40	23 KRIKKE B free throw 2 - 2 missed			
02:39				12 PENN R defensive rebound (5)
02:31	5 CLAY D foul personal (4 - 8)			12 PENN R foul drawn (6)
02:31		<b>66-55</b>	<b>11</b>	12 PENN R 1&1 free throw 1 made (19)
02:31				12 PENN R 1&1 free throw 2 missed
02:30	10 GORDON E defensive rebound (7)			
02:03	13 EDWARDS S 2pt FG in the paint, dunk, blocked			
02:03				4 HEMPHILL S block (2)
01:59				3 STURTZ G defensive rebound (5)
01:57				12 PENN R 2pt FG in the paint, jump shot blocked
01:57	5 CLAY D block (1)			
01:53	5 CLAY D defensive rebound (13)			
01:53	5 CLAY D foul drawn (4)			12 PENN R foul personal (5 - 13)
01:53				12 PENN R substitution out
01:53				20 JACKSON J substitution in
01:53	5 CLAY D free throw 1 - 2 made (6)	<b>67-55</b>	<b>12</b>	
01:53				3 STURTZ G substitution out
01:53				10 DJAMGOUZ O substitution in
01:53	5 CLAY D free throw 2 - 2 made (7)	<b>68-55</b>	<b>13</b>	
01:48		<b>68-57</b>	<b>11</b>	1 YESUFU J 2pt FG fast break outside the paint, jump shot made (9)
01:47				Timeout 30 Sec
01:47				10 DJAMGOUZ O substitution out
01:47				20 JACKSON J substitution out



**Drake at Valparaiso**

02/07/21 Athletics-Recreation Center, Valparaiso  
2020-21 Men's Basketball

**Game Time:** 1:00 PM  
**Game Duration:** 1:54  
**Attendance:** 119

**Officials:** Gary Maxwell, Terry Wymer, Shane Staggs

Game Time	VALPO	Score	Diff	DRA
01:47				3 STURTZ G substitution in
01:47				11 BURNS B substitution in
01:47	Timeout 30 Sec			
01:47	5 CLAY D foul drawn (5)			11 BURNS B foul personal (1 - 14)
01:47	5 CLAY D free throw 1 - 2 made (8)	<b>69-57</b>	<b>12</b>	
01:47				11 BURNS B substitution out
01:47				20 JACKSON J substitution in
01:47	5 CLAY D free throw 2 - 2 made (9)	<b>70-57</b>	<b>13</b>	
01:38				3 STURTZ G substitution out
01:38				10 DJAMGOUZ O substitution in
01:37				1 YESUFU J 2pt FG in the paint, jump shot missed
01:35	5 CLAY D defensive rebound (14)			
01:32	13 EDWARDS S foul drawn (4)			1 YESUFU J foul personal (4 - 15)
01:32	13 EDWARDS S free throw 1 - 2 made (10)	<b>71-57</b>	<b>14</b>	
01:32	13 EDWARDS S free throw 2 - 2 made (11)	<b>72-57</b>	<b>15</b>	
01:21				00 WILKINS D 2pt FG in the paint, layup missed
01:19	10 GORDON E defensive rebound (8)			
00:54	23 KRIKKE B 2pt FG in the paint, dunk, made (15)	<b>74-57</b>	<b>17</b>	
00:47				10 DJAMGOUZ O 3pt FG , jump shot missed
00:43	10 GORDON E defensive rebound (9)			
00:14	turnover shot clock (11)			
00:10				1 YESUFU J 3pt FG from turnover, jump shot missed
00:09	4 SACKY D defensive rebound (5)			
<b>END OF GAME</b>				
<b>VALPO 74-57 DRA</b>				



**Drake at Valparaiso**

Officials: Gary Maxwell, Terry Wymer, Shane Staggs

**Drake - 33**

NO.	Name	Min	FG			Rebounds			Fouls		TP	AS	TO	ST	Blocks		+/-
			M-A	M-A	M-A	OR	DR	TOT	PF	FD					BS	BA	
2	Tremell Murphy	F 05:34	0-1	0-1	0-0	0	0	0	2	0	0	0	0	0	0	0	7
4	ShanQuan Hemphill	F 20:00	3-5	0-0	0-1	2	3	5	3	1	6	1	1	0	2	0	-5
51	Darnell Brodie	F 04:57	1-1	0-0	0-0	0	2	2	1	0	2	1	1	0	0	0	2
00	D.J. Wilkins	G 13:08	0-4	0-2	0-0	0	0	0	1	0	0	1	1	0	0	1	-17
12	Roman Penn	G 14:03	7-12	0-2	3-5	0	2	2	3	4	17	2	2	0	0	1	10
3	Garrett Sturtz	09:10	0-1	0-0	1-2	0	3	3	0	1	1	0	0	1	0	1	-12
24	Nate Ferguson	00:39	0-0	0-0	0-2	1	0	1	0	1	0	0	1	0	0	0	-4
1	Joseph Yesufu	16:17	3-8	0-1	1-2	0	1	1	4	1	7	0	0	0	0	2	-2
13	Issa Samake	08:18	0-0	0-0	0-0	0	1	1	0	0	0	0	0	0	1	0	-2
20	Jonah Jackson	06:10	0-1	0-1	0-0	0	0	0	0	0	0	0	0	0	0	0	2
10	Okay Djamgouz	01:44	0-1	0-1	0-0	0	0	0	0	0	0	0	0	0	0	0	-3
11	Bryceson Burns	00:00															
Team						3	2	5			0		0				
<b>Totals</b>			14-34	0-8	5-12	6	14	20	15	8	33	5	6	1	3	5	-5

Shooting By Period		
2 <sup>nd</sup> FG%	14-34	41.2%
3PT%	0-8	0.0%
FT%	5-12	41.7%
GM FG%	14-34	41.2%
3PT%	0-8	0.0%
FT%	5-12	41.7%

Dead Ball Rebounds: 2, 0

Technical Fouls::NONE

**Valparaiso - 38**

NO.	Name	Min	FG			Rebounds			Fouls		TP	AS	TO	ST	Blocks		+/-
			M-A	M-A	M-A	OR	DR	TOT	PF	FD					BS	BA	
5	Donovan Clay	F 17:20	0-3	0-1	6-6	1	6	7	2	3	6	0	1	0	1	0	4
23	Ben Krikke	F 16:47	3-4	0-0	5-6	0	1	1	1	3	11	0	0	0	2	0	2
4	Daniel Sackey	G 16:23	0-2	0-1	2-3	1	2	3	1	2	2	1	1	2	0	1	3
10	Eron Gordon	G 20:00	2-3	0-1	2-3	0	6	6	1	2	6	1	0	2	1	0	5
13	Sheldon Edwards	G 20:00	3-9	0-4	2-2	0	3	3	2	4	8	1	2	1	1	1	5
22	Mileek McMillan	00:00															
34	Jacob Ognacevic	05:53	1-2	1-1	0-0	0	0	0	0	0	3	0	0	0	0	1	4
2	Zion Morgan	03:37	0-0	0-0	2-2	0	1	1	1	1	2	2	0	1	0	0	2
Team						0	0	0			0		1				
<b>Totals</b>			9-23	1-8	19-22	2	19	21	8	15	38	5	5	6	5	3	5

Shooting By Period		
2 <sup>nd</sup> FG%	9-23	39.1%
3PT%	1-8	12.5%
FT%	19-22	86.4%
GM FG%	9-23	39.1%
3PT%	1-8	12.5%
FT%	19-22	86.4%

Dead Ball Rebounds: 1, 0

Technical Fouls::NONE

	DRA	VALPO
Biggest lead	0 (1 <sup>st</sup> 20:00)	20 (2 <sup>nd</sup> 11:39)
Best Scoring Run	5(2 <sup>nd</sup> 13:59)	8(2 <sup>nd</sup> 15:25)
Lead Changes	0	
Times Tied	0	
Time with Lead	00:00	19:04

Points from	DRA	VALPO
Turnovers	7	5
Paint	22	16
Second Chance	9	0
Fast Breaks	6	7
Bench	8	5

	Period by Period Scoring		
	1st	2nd	TOT
DRA	24	33	57
VALPO	36	38	74



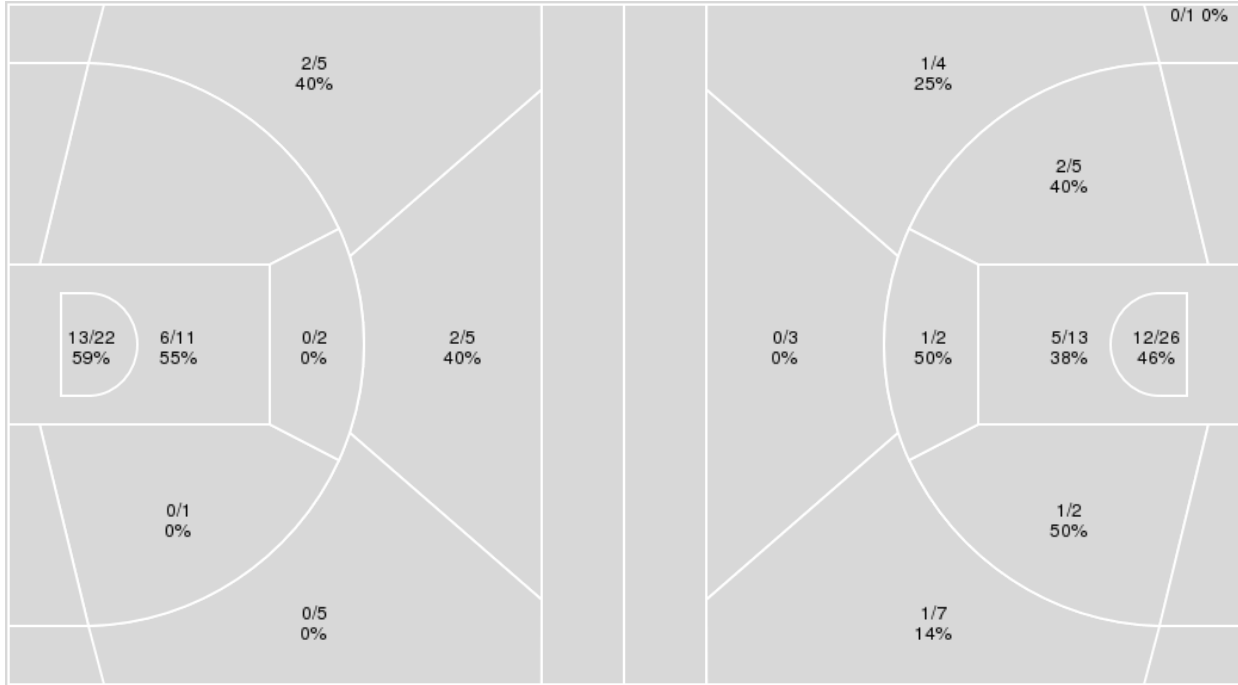
**Officials:** Gary Maxwell, Terry Wymer, Shane Staggs

{ Players => All; } FG Types => All; Results => All;

{ Players => All; } FG Types => All; Results => All;

**Valparaiso**

**Drake**



Valparaiso	M/A	%
Field Goals	23/51	45
2 Points	19/36	53
3 Points	4/15	27
Free Throws	24/29	83

Drake	M/A	%
Field Goals	23/63	37
2 Points	21/48	44
3 Points	2/15	13
Free Throws	9/17	53



**Drake at Valparaiso**

02/07/21 Athletics-Recreation Center, Valparaiso  
2020-21 Men's Basketball

Game Time: 1:00 PM  
Game Duration: 1:54  
Attendance: 119

Officials: Gary Maxwell, Terry Wymer, Shane Staggs

**Drake**

No	Name	Mins		Score		Points Diff		Points per Min		Assists		Rebounds		Steals		Turnovers	
		On	Off	On	Off	On	Off	On	Off	On	Off	On	Off	On	Off	On	Off
00	D.J. Wilkins	31:12	08:48	40 - 65	17 - 9	-25	8	1.28	1.93	6	4	31	9	5	0	13	1
1	Joseph Yesufu	29:00	11:00	41 - 58	16 - 16	-17	0	1.41	1.45	6	4	27	13	4	1	8	6
2	Tremell Murphy	14:40	25:20	14 - 21	43 - 53	-7	-10	0.95	1.70	2	8	15	25	1	4	5	9
3	Garrett Sturtz	22:32	17:28	35 - 50	22 - 24	-15	-2	1.55	1.26	7	3	22	18	4	1	9	5
4	ShanQuan Hemphill	35:09	04:51	50 - 66	7 - 8	-16	-1	1.42	1.44	9	1	35	5	4	1	12	2
10	Okay Djamgouz	01:44	38:16	2 - 5	55 - 69	-3	-14	1.15	1.44	0	10	0	40	0	5	0	14
12	Roman Penn	27:35	12:25	49 - 42	8 - 32	7	-24	1.78	0.64	10	0	30	10	3	2	10	4
13	Issa Samake	08:18	31:42	13 - 15	44 - 59	-2	-15	1.57	1.39	3	7	9	31	0	5	1	13
20	Jonah Jackson	08:06	31:54	12 - 14	45 - 60	-2	-15	1.48	1.41	1	9	7	33	0	5	0	14
24	Nate Ferguson	02:03	37:57	2 - 9	55 - 65	-7	-10	0.98	1.45	0	10	4	36	0	5	3	11
51	Darnell Brodie	19:41	20:19	27 - 24	30 - 50	3	-20	1.37	1.48	6	4	20	20	4	1	9	5

**Valparaiso**

No	Name	Mins		Score		Points Diff		Points per Min		Assists		Rebounds		Steals		Turnovers	
		On	Off	On	Off	On	Off	On	Off	On	Off	On	Off	On	Off	On	Off
0	Goodnews Kpegeol	04:19	35:41	8 - 2	66 - 55	6	11	1.85	1.85	2	11	4	33	1	9	1	10
2	Zion Morgan	12:53	27:07	26 - 14	48 - 43	12	5	2.02	1.77	6	7	12	25	3	7	4	7
4	Daniel Sackey	27:13	12:47	50 - 44	24 - 13	6	11	1.84	1.88	7	6	25	12	7	3	7	4
5	Donovan Clay	35:16	04:44	61 - 49	13 - 8	12	5	1.73	2.75	11	2	35	2	7	3	10	1
10	Eron Gordon	40:00	00:00	74 - 57	0 - 0	17	0	1.85	0.00	13	0	37	0	10	0	11	0
13	Sheldon Edwards	35:41	04:19	66 - 55	8 - 2	11	6	1.85	1.85	11	2	33	4	9	1	10	1
22	Mileek McMillan	05:13	34:47	10 - 6	64 - 51	4	13	1.92	1.84	1	12	4	33	1	9	2	9
23	Ben Krikke	24:22	15:38	45 - 41	29 - 16	4	13	1.85	1.86	7	6	21	16	8	2	6	5
34	Jacob Ognacevic	15:03	24:57	30 - 17	44 - 40	13	4	1.99	1.76	7	6	14	23	4	6	4	7

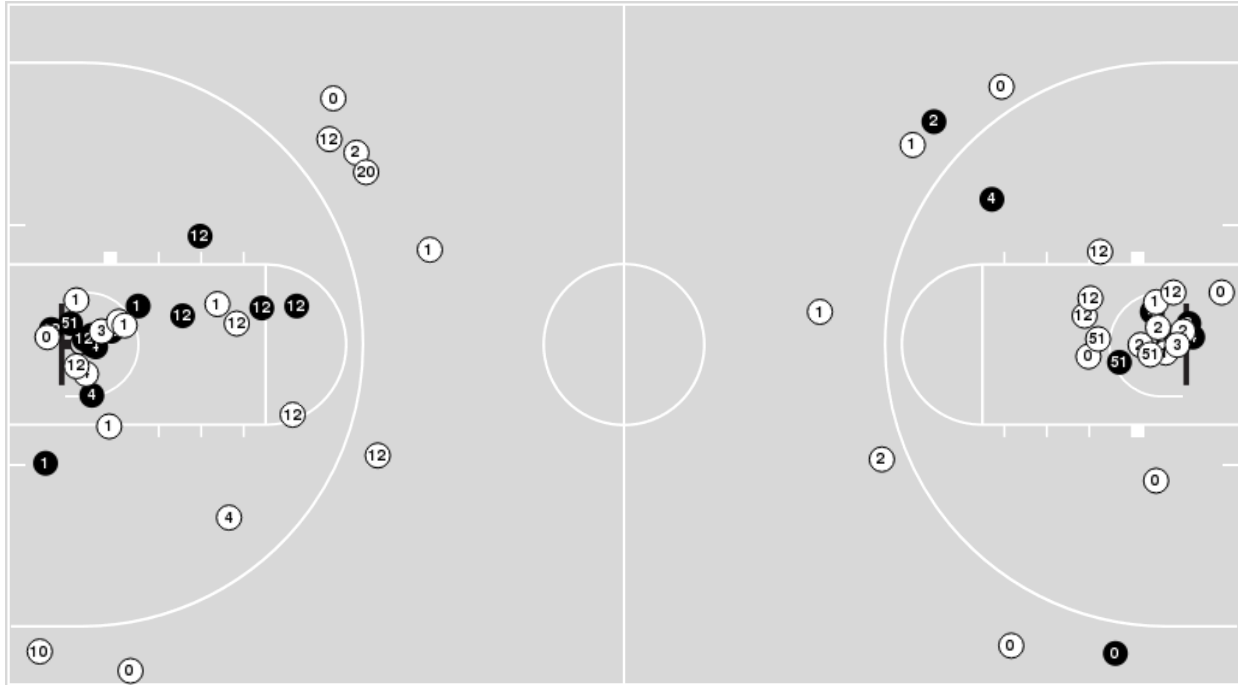




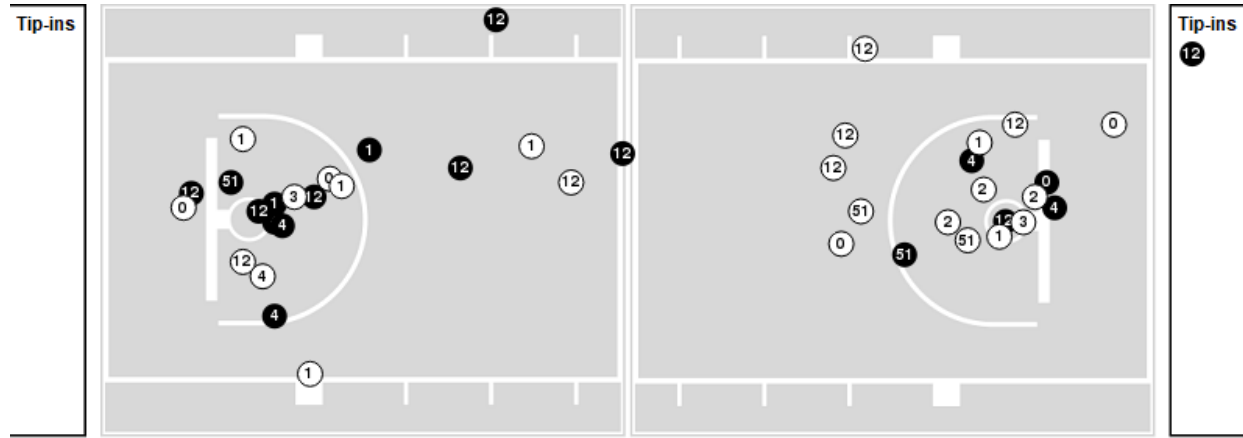
Officials: Gary Maxwell, Terry Wymer, Shane Staggs

Players => AllFG Types=>AllResults=>All  
**Drake**

All Field Goals



Blow Up Chart



● Made    ○ Missed    N - Player Number

Drake	M/A	%
Field Goals	23/63	37
2 Points	21/48	44
3 Points	2/15	13
Free Throws	9/17	53

Drake	M/A	%
Points in the Paint	34 (17 / 39)	44
Fast Break Points	10 (5/5)	100
Second Chance Points	11 (6/11)	55
Effective FG%	38	

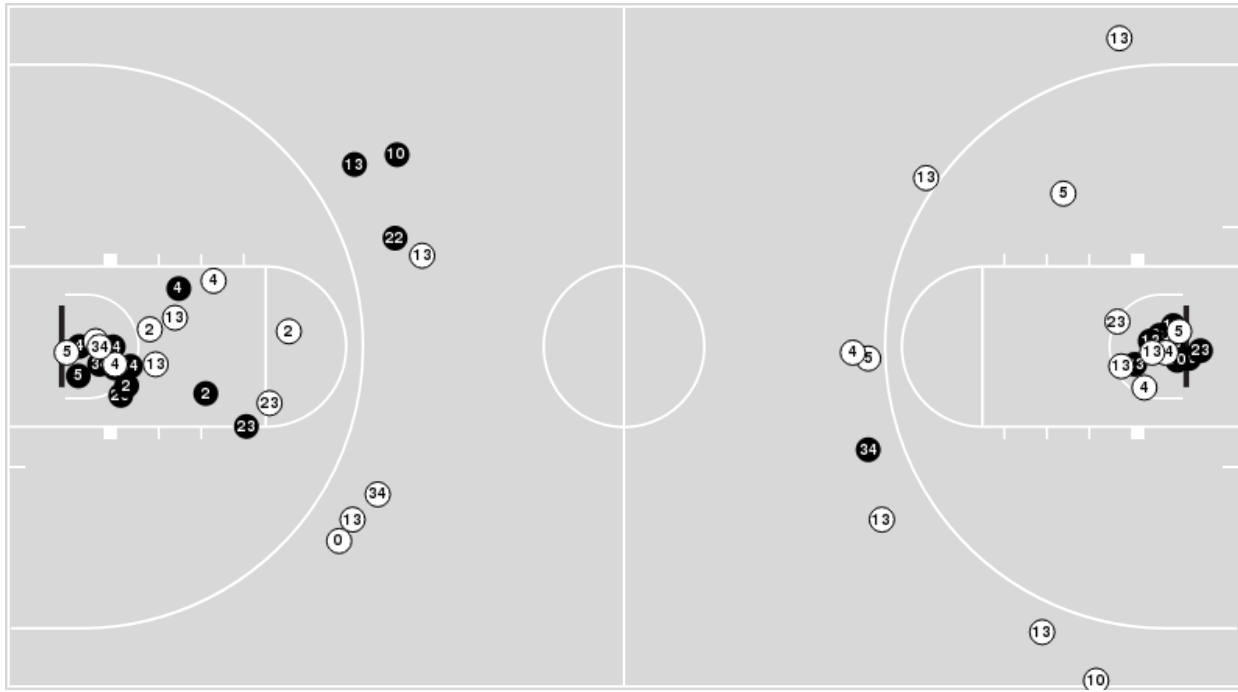


**Officials:** Gary Maxwell, Terry Wymer, Shane Staggs

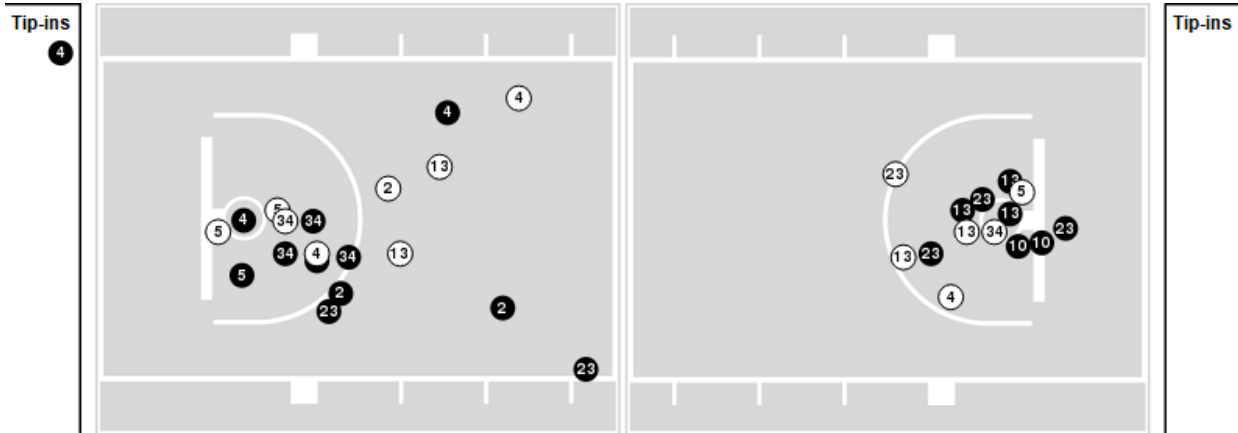
Players => AllFG Types=>AllResults=>All

**Valparaiso**

**All Field Goals**



**Blow Up Chart**



● Made    ○ Missed    N - Player Number

Valparaiso	M/A	%
Field Goals	23/51	45
2 Points	19/36	53
3 Points	4/15	27
Free Throws	24/29	83

Valparaiso	M/A	%
Points in the Paint	38 (19 / 33)	58
Fast Break Points	14 (7/9)	78
Second Chance Points	2 (1/3)	33
Effective FG%	49	



**Drake at Valparaiso**

02/07/21 Athletics-Recreation Center, Valparaiso  
2020-21 Men's Basketball

**Game Time:** 1:00 PM  
**Game Duration:** 1:54  
**Attendance:** 119

**Officials:** Gary Maxwell, Terry Wymer, Shane Staggs

**Drake**

Lineup	Quarter On	Time On	Quarter Off	Time Off	Time on Court	Score	Score Diff	Reb	Stl	Tov	Ass	PPP
00- Wilkins D/2- Murphy T/4- Hemphill S/12- Penn R/51- Brodie D/	1	20:00	1	17:55	02:05	0-7	-7	2	0	1	0	0.0000
00- Wilkins D/3- Sturtz G/4- Hemphill S/12- Penn R/51- Brodie D/	1	17:55	1	14:23	03:32	12-4	8	3	1	1	4	1.6129
1- Yesufu J/2- Murphy T/3- Sturtz G/4- Hemphill S/20- Jackson J/	1	14:23	1	12:27	01:56	0-4	-4	1	0	0	0	0.0000
00- Wilkins D/1- Yesufu J/2- Murphy T/3- Sturtz G/4- Hemphill S/	1	12:27	1	11:55	00:32	0-1	-1	1	0	0	0	0.0000
00- Wilkins D/1- Yesufu J/2- Murphy T/4- Hemphill S/12- Penn R/	1	11:55	1	10:31	01:24	0-4	-4	0	0	0	0	0.0000
00- Wilkins D/1- Yesufu J/3- Sturtz G/4- Hemphill S/12- Penn R/	1	10:31	1	10:31	00:00	0-1	-1	0	0	0	0	0.0000
00- Wilkins D/3- Sturtz G/4- Hemphill S/12- Penn R/51- Brodie D/	1	10:31	1	08:51	01:40	2-0	2	3	0	1	0	0.6667
00- Wilkins D/1- Yesufu J/3- Sturtz G/12- Penn R/51- Brodie D/	1	08:51	1	07:09	01:42	2-5	-3	0	0	1	0	1.0638
00- Wilkins D/1- Yesufu J/2- Murphy T/12- Penn R/51- Brodie D/	1	07:09	1	04:00	03:09	5-3	2	5	1	1	1	0.8333
00- Wilkins D/1- Yesufu J/3- Sturtz G/4- Hemphill S/24- Ferguson N/	1	04:00	1	02:36	01:24	2-5	-3	3	0	2	0	0.5000
00- Wilkins D/1- Yesufu J/3- Sturtz G/4- Hemphill S/51- Brodie D/	1	02:36	2	20:00	02:36	1-2	-1	2	2	1	0	0.2577
00- Wilkins D/2- Murphy T/4- Hemphill S/12- Penn R/51- Brodie D/	2	20:00	2	17:05	02:55	2-0	2	4	0	2	0	0.4000
00- Wilkins D/3- Sturtz G/4- Hemphill S/12- Penn R/51- Brodie D/	2	17:05	2	16:56	00:09	0-1	-1	0	0	0	0	0.0000
00- Wilkins D/3- Sturtz G/4- Hemphill S/12- Penn R/24- Ferguson N/	2	16:56	2	16:17	00:39	0-4	-4	1	0	1	0	0.0000
00- Wilkins D/1- Yesufu J/3- Sturtz G/4- Hemphill S/13- Samake I/	2	16:17	2	15:05	01:12	0-3	-3	2	0	0	0	0.0000
1- Yesufu J/3- Sturtz G/4- Hemphill S/12- Penn R/13- Samake I/	2	15:05	2	14:23	00:42	4-0	4	1	0	0	2	2.0000
00- Wilkins D/1- Yesufu J/3- Sturtz G/4- Hemphill S/13- Samake I/	2	14:23	2	11:31	02:52	3-9	-6	1	0	1	0	0.6148
1- Yesufu J/2- Murphy T/4- Hemphill S/12- Penn R/20- Jackson J/	2	11:31	2	10:46	00:45	4-0	4	1	0	0	0	2.0000
1- Yesufu J/2- Murphy T/4- Hemphill S/12- Penn R/51- Brodie D/	2	10:46	2	08:53	01:53	3-2	1	1	0	1	1	0.8721
1- Yesufu J/4- Hemphill S/12- Penn R/13- Samake I/20- Jackson J/	2	08:53	2	05:21	03:32	6-3	3	5	0	0	1	1.0000
1- Yesufu J/2- Murphy T/4- Hemphill S/12- Penn R/20- Jackson J/	2	05:21	2	05:21	00:00	0-0	0	0	0	0	0	0.0000
00- Wilkins D/1- Yesufu J/2- Murphy T/4- Hemphill S/12- Penn R/	2	05:21	2	05:20	00:01	0-0	0	0	0	0	0	0.0000
00- Wilkins D/1- Yesufu J/3- Sturtz G/4- Hemphill S/12- Penn R/	2	05:20	2	01:53	03:27	9-8	1	4	1	1	1	1.1780
00- Wilkins D/1- Yesufu J/3- Sturtz G/4- Hemphill S/20- Jackson J/	2	01:53	2	01:53	00:00	0-1	-1	0	0	0	0	0.0000
00- Wilkins D/1- Yesufu J/4- Hemphill S/10- Djamgouz O/20- Jackson J/	2	01:53	2	01:47	00:06	2-1	1	0	0	0	0	2.0000
00- Wilkins D/1- Yesufu J/3- Sturtz G/4- Hemphill S/11- Burns B/	2	01:47	2	01:47	00:00	0-1	-1	0	0	0	0	0.0000
00- Wilkins D/1- Yesufu J/3- Sturtz G/4- Hemphill S/20- Jackson J/	2	01:47	2	01:38	00:09	0-1	-1	0	0	0	0	0.0000
00- Wilkins D/1- Yesufu J/4- Hemphill S/10- Djamgouz O/20- Jackson J/	2	01:38	2	00:00	01:38	0-4	-4	0	0	0	0	0.0000



**Drake at Valparaiso**

02/07/21 Athletics-Recreation Center, Valparaiso  
2020-21 Men's Basketball

**Game Time:** 1:00 PM  
**Game Duration:** 1:54  
**Attendance:** 119

**Officials:** Gary Maxwell, Terry Wymer, Shane Staggs

**Valparaiso**

Lineup	Quarter On	Time On	Quarter Off	Time Off	Time on Court	Score	Score Diff	Reb	Stl	Tov	Ass	PPP
4- Sackey D/ 5- Clay D/ 10- Gordon E/ 13- Edwards S/ 23- Krikke B/	1	20:00	1	14:23	05:37	11-12	-1	3	1	1	3	1.0536
2- Morgan Z/ 5- Clay D/ 10- Gordon E/ 13- Edwards S/ 34- Ognacevic J/	1	14:23	1	12:51	01:32	2-0	2	2	0	1	1	0.6667
0- Kpegeol G/ 2- Morgan Z/ 5- Clay D/ 10- Gordon E/ 34- Ognacevic J/	1	12:51	1	09:07	03:44	8-2	6	4	0	0	2	1.3605
0- Kpegeol G/ 2- Morgan Z/ 10- Gordon E/ 23- Krikke B/ 34- Ognacevic J/	1	09:07	1	08:32	00:35	0-0	0	0	1	1	0	0.0000
2- Morgan Z/ 10- Gordon E/ 13- Edwards S/ 23- Krikke B/ 34- Ognacevic J/	1	08:32	1	07:09	01:23	5-2	3	0	1	0	1	2.5000
2- Morgan Z/ 5- Clay D/ 10- Gordon E/ 13- Edwards S/ 34- Ognacevic J/	1	07:09	1	05:13	01:56	0-2	-2	3	0	1	0	0.0000
4- Sackey D/ 5- Clay D/ 10- Gordon E/ 13- Edwards S/ 22- McMillan M/	1	05:13	1	00:06	05:07	8-5	3	4	1	2	1	0.9132
2- Morgan Z/ 5- Clay D/ 10- Gordon E/ 13- Edwards S/ 22- McMillan M/	1	00:06	1	00:06	00:00	0-0	0	0	0	0	0	0.0000
2- Morgan Z/ 4- Sackey D/ 10- Gordon E/ 13- Edwards S/ 22- McMillan M/	1	00:06	2	20:00	00:06	2-1	1	0	0	0	0	2.0000
4- Sackey D/ 5- Clay D/ 10- Gordon E/ 13- Edwards S/ 23- Krikke B/	2	20:00	2	16:39	03:21	2-2	0	2	2	1	0	0.4098
4- Sackey D/ 10- Gordon E/ 13- Edwards S/ 23- Krikke B/ 34- Ognacevic J/	2	16:39	2	14:23	02:16	6-4	2	2	1	0	1	1.5464
2- Morgan Z/ 10- Gordon E/ 13- Edwards S/ 23- Krikke B/ 34- Ognacevic J/	2	14:23	2	13:59	00:24	0-1	-1	0	0	0	0	0.0000
2- Morgan Z/ 5- Clay D/ 10- Gordon E/ 13- Edwards S/ 34- Ognacevic J/	2	13:59	2	10:46	03:13	9-6	3	3	1	1	2	1.5306
4- Sackey D/ 5- Clay D/ 10- Gordon E/ 13- Edwards S/ 23- Krikke B/	2	10:46	2	00:00	10:46	21-20	1	14	2	3	2	1.0479



**Officials:** Gary Maxwell, Terry Wymer, Shane Staggs

**Drake**

Lineup	Time	Score	Score Diff	Pts/Min	Reb	Stl	Tov	Ass	PPP
00- Wilkins D/ 3- Sturtz G/ 4- Hemphill S/ 12- Penn R/ 51- Brodie D/	05:21	14-5	9	2.6168	6	1	2	4	1.3410
00- Wilkins D/ 2- Murphy T/ 4- Hemphill S/ 12- Penn R/ 51- Brodie D/	05:00	2-7	-5	0.4000	6	0	3	0	0.2500
00- Wilkins D/ 1- Yesufu J/ 3- Sturtz G/ 4- Hemphill S/ 13- Samake I/	04:04	3-12	-9	0.7377	3	0	1	0	0.5102
1- Yesufu J/ 4- Hemphill S/ 12- Penn R/ 13- Samake I/ 20- Jackson J/	03:32	6-3	3	1.6981	5	0	0	1	1.0000
00- Wilkins D/ 1- Yesufu J/ 3- Sturtz G/ 4- Hemphill S/ 12- Penn R/	03:27	9-9	0	2.6087	4	1	1	1	1.1780
00- Wilkins D/ 1- Yesufu J/ 2- Murphy T/ 12- Penn R/ 51- Brodie D/	03:09	5-3	2	1.5873	5	1	1	1	0.8333
00- Wilkins D/ 1- Yesufu J/ 3- Sturtz G/ 4- Hemphill S/ 51- Brodie D/	02:36	1-2	-1	0.3846	2	2	1	0	0.2577
1- Yesufu J/ 2- Murphy T/ 3- Sturtz G/ 4- Hemphill S/ 20- Jackson J/	01:56	0-4	-4	0.0000	1	0	0	0	0.0000
1- Yesufu J/ 2- Murphy T/ 4- Hemphill S/ 12- Penn R/ 51- Brodie D/	01:53	3-2	1	1.5929	1	0	1	1	0.8721
00- Wilkins D/ 1- Yesufu J/ 4- Hemphill S/ 10- Djamgouz O/ 20- Jackson J/	01:44	2-5	-3	1.1538	0	0	0	0	0.4000
00- Wilkins D/ 1- Yesufu J/ 3- Sturtz G/ 12- Penn R/ 51- Brodie D/	01:42	2-5	-3	1.1765	0	0	1	0	1.0638
00- Wilkins D/ 1- Yesufu J/ 2- Murphy T/ 4- Hemphill S/ 12- Penn R/	01:25	0-4	-4	0.0000	0	0	0	0	0.0000
00- Wilkins D/ 1- Yesufu J/ 3- Sturtz G/ 4- Hemphill S/ 24- Ferguson N/	01:24	2-5	-3	1.4286	3	0	2	0	0.5000
1- Yesufu J/ 2- Murphy T/ 4- Hemphill S/ 12- Penn R/ 20- Jackson J/	00:45	4-0	4	5.3333	1	0	0	0	2.0000
1- Yesufu J/ 3- Sturtz G/ 4- Hemphill S/ 12- Penn R/ 13- Samake I/	00:42	4-0	4	5.7143	1	0	0	2	2.0000
00- Wilkins D/ 3- Sturtz G/ 4- Hemphill S/ 12- Penn R/ 24- Ferguson N/	00:39	0-4	-4	0.0000	1	0	1	0	0.0000
00- Wilkins D/ 1- Yesufu J/ 2- Murphy T/ 3- Sturtz G/ 4- Hemphill S/	00:32	0-1	-1	0.0000	1	0	0	0	0.0000
00- Wilkins D/ 1- Yesufu J/ 3- Sturtz G/ 4- Hemphill S/ 20- Jackson J/	00:09	0-2	-2	0.0000	0	0	0	0	0.0000
00- Wilkins D/ 1- Yesufu J/ 3- Sturtz G/ 4- Hemphill S/ 11- Burns B/	00:00	0-1	-1	NaN	0	0	0	0	0.0000



**Officials:** Gary Maxwell, Terry Wymer, Shane Staggs

**Valparaiso**

Lineup	Time	Score	Score Diff	Pts/Min	Reb	Stl	Tov	Ass	PPP
4- Sackey D/ 5- Clay D/ 10- Gordon E/ 13- Edwards S/ 23- Krikke B/	19:44	34-34	0	1.7230	19	5	5	5	0.9615
2- Morgan Z/ 5- Clay D/ 10- Gordon E/ 13- Edwards S/ 34- Ognacevic J/	06:41	11-8	3	1.6459	8	1	3	3	0.8540
4- Sackey D/ 5- Clay D/ 10- Gordon E/ 13- Edwards S/ 22- McMillan M/	05:07	8-5	3	1.5635	4	1	2	1	0.9132
0- Kpegeol G/ 2- Morgan Z/ 5- Clay D/ 10- Gordon E/ 34- Ognacevic J/	03:44	8-2	6	2.1429	4	0	0	2	1.3605
4- Sackey D/ 10- Gordon E/ 13- Edwards S/ 23- Krikke B/ 34- Ognacevic J/	02:16	6-4	2	2.6471	2	1	0	1	1.5464
2- Morgan Z/ 10- Gordon E/ 13- Edwards S/ 23- Krikke B/ 34- Ognacevic J/	01:47	5-3	2	2.8037	0	1	0	1	1.6667
0- Kpegeol G/ 2- Morgan Z/ 10- Gordon E/ 23- Krikke B/ 34- Ognacevic J/	00:35	0-0	0	0.0000	0	1	1	0	0.0000
2- Morgan Z/ 4- Sackey D/ 10- Gordon E/ 13- Edwards S/ 22- McMillan M/	00:06	2-1	1	20.0000	0	0	0	0	2.0000
2- Morgan Z/ 5- Clay D/ 10- Gordon E/ 13- Edwards S/ 22- McMillan M/	00:00	0-0	0	NaN	0	0	0	0	0.0000