



Official Basketball Box Score - Final  
**Purdue Northwest at Valparaiso**  
 12/17/20 Athletics-Recreation Center, Valparaiso  
 2020-21 Men's Basketball

Game Time: 5:30 PM  
 Game Duration: 1:58  
 Attendance: 74

Officials: Rick Crawford, Terry Wymer, Roland Simmons

Purdue Northwest - 71

Record: 0-0

NO.	Name	F	Min	FG		3P		FT		Rebounds			Fouls		TP	AS	TO	ST	Blocks		+/-
				M-A	M-A	M-A	M-A	OR	DR	TOT	PF	FD	BS	BA							
13	Anthony Barnard	F	28:15	7-17	1-3	0-1	3	1	4	4	2	15	2	3	4	1	2	-10			
32	Jyrus Freels	F	26:27	1-8	0-0	2-2	3	4	7	3	1	4	0	3	1	0	2	-10			
33	Vincent Miskiewicz	F	31:19	6-10	2-3	3-4	7	9	16	3	4	17	4	5	3	0	1	-16			
1	Mikell Cooper	G	31:46	6-16	3-7	2-2	0	1	1	3	3	17	3	7	1	1	2	-17			
2	Gregory Boyle	G	20:25	4-7	1-2	0-0	2	2	4	5	0	9	1	3	1	0	0	6			
11	Xavier Allison		16:12	0-2	0-2	0-0	0	0	0	1	0	0	3	4	0	0	0	-19			
3	Caleb Zurliene		13:41	2-3	0-1	0-0	2	2	4	1	1	4	1	0	1	0	0	-15			
5	Logan Phillips		16:05	0-8	0-4	0-0	1	1	2	2	0	0	2	2	1	0	0	-10			
15	Anthony Irvin		11:20	1-2	0-1	0-0	0	0	0	3	1	2	0	1	0	0	0	-5			
12	Jacob Stone		01:30	1-1	1-1	0-0	0	1	1	0	0	3	1	0	0	0	0	2			
21	Piotr Gago		01:30	0-0	0-0	0-0	0	0	0	1	0	0	0	0	0	0	0	2			
22	Joan Giner		01:30	0-0	0-0	0-0	0	0	0	0	0	0	0	0	0	0	0	2			
Team									3	1	4			0							
<b>Totals</b>				28-74	8-24	7-9	21	22	43	26	12	71	17	28	12	2	7	-18			

Shooting By Period		
1 <sup>st</sup> FG%	12-33	36.4%
3PT%	3-9	33.3%
FT%	5-6	83.3%
2 <sup>nd</sup> FG%	16-41	39.0%
3PT%	5-15	33.3%
FT%	2-3	66.7%
GM FG%	28-74	37.8%
3PT%	8-24	33.3%
FT%	7-9	77.8%

Dead Ball Rebounds: 1, 0

Technical Fouls: Boyle 2<sup>nd</sup> 5:41

Valparaiso - 89

Record: 3-4

NO.	Name	F	Min	FG		3P		FT		Rebounds			Fouls		TP	AS	TO	ST	Blocks		+/-
				M-A	M-A	M-A	M-A	OR	DR	TOT	PF	FD	BS	BA							
5	Donovan Clay	F	22:33	4-7	0-2	1-2	0	7	7	3	2	9	3	3	2	5	0	12			
23	Ben Krikke	F	22:47	4-9	0-0	4-4	1	7	8	3	2	12	0	3	2	0	1	8			
4	Daniel Sackey	G	23:01	2-3	0-0	3-4	0	2	2	3	3	7	6	5	2	0	0	11			
10	Eron Gordon	G	27:53	1-3	1-3	2-4	0	1	1	1	3	5	3	2	2	0	0	16			
35	Connor Barrett	G	27:25	4-8	2-6	2-2	0	0	0	0	1	12	1	0	2	0	0	21			
1	Sigurd Lorange		16:59	2-5	0-3	2-2	0	1	1	0	3	6	2	0	1	0	0	7			
25	Nick Robinson		23:46	7-8	2-2	5-6	0	2	2	2	7	21	1	3	3	1	0	14			
34	Jacob Ognacevic		19:18	4-4	0-0	3-4	0	3	3	1	2	11	1	1	0	1	0	8			
13	Sheldon Edwards		11:19	1-6	0-1	2-2	0	1	1	0	1	4	1	2	2	0	1	-5			
3	Steven Helm		03:29	0-1	0-1	2-2	0	0	0	0	1	2	0	0	1	0	0	0			
20	Brock Pappas		01:30	0-0	0-0	0-0	0	0	0	0	0	0	0	0	0	0	0	-2			
Team									4	2	6			0							
<b>Totals</b>				29-54	5-18	26-32	5	26	31	13	25	89	18	19	17	7	2	18			

Shooting By Period		
1 <sup>st</sup> FG%	18-28	64.3%
3PT%	4-10	40.0%
FT%	5-7	71.4%
2 <sup>nd</sup> FG%	11-26	42.3%
3PT%	1-8	12.5%
FT%	21-25	84%
GM FG%	29-54	53.7%
3PT%	5-18	27.8%
FT%	26-32	81.3%

Dead Ball Rebounds: 4, 0

Technical Fouls: Sackey 2<sup>nd</sup> 5:41

	PNW	VALPO
Biggest lead	2 (1 <sup>st</sup> 19:45)	21 (2 <sup>nd</sup> 6:17)
Best Scoring Run	7 (1 <sup>st</sup> 0:00)	9 (2 <sup>nd</sup> 6:17)
Lead Changes	1	
Times Tied	1	
Time with Lead	00:19	38:57

	PNW	VALPO
Points from		
Turnovers	21	21
Paint	34	42
Second Chance	11	6
Fast Breaks	8	18
Bench	9	44

	Period by Period Scoring		
	1st	2nd	TOT
PNW	32	39	71
VALPO	45	44	89



**Period 1**

**Quarter Starters:**

<b>VALPO</b>	4 Sackey D	5 Clay D	10 Gordon E	23 Krikke B	35 Barrett C
<b>PNW</b>	1 Cooper M	2 Boyle G	13 Barnard A	32 Freels J	33 Miszkiewicz V

Game Time	VALPO	Score	Diff	PNW
20:00	23 KRIKKE B jumpball lost			33 MISZKIEWICZ V jumpball won
19:45		<b>0-2</b>	<b>-2</b>	2 BOYLE G 2pt FG outside the paint, jump shot made (2)
19:26	5 CLAY D 2pt FG outside the paint, jump shot made (2)	<b>2-2</b>	<b>0</b>	
19:26	10 GORDON E assist (1)			
19:05				32 FREELS J 2pt FG in the paint, layup missed
19:02	5 CLAY D defensive rebound (1)			
18:57	4 SACKEY D 2pt FG fast break in the paint, layup made (2)	<b>4-2</b>	<b>2</b>	
18:57	5 CLAY D assist (1)			
18:37				33 MISZKIEWICZ V turnover travel (1)
18:28	35 BARRETT C 3pt FG from turnover, jump shot missed			
18:24				33 MISZKIEWICZ V defensive rebound (1)
18:19				1 COOPER M 2pt FG outside the paint, jump shot missed
18:16	5 CLAY D defensive rebound (2)			
17:59	10 GORDON E 3pt FG , jump shot missed			
17:55				13 BARNARD A defensive rebound (1)
17:37	35 BARRETT C steal (1)			1 COOPER M turnover bad pass (1)
17:32	4 SACKEY D foul drawn (1)			1 COOPER M foul shooting (1 - 1)
17:32	4 SACKEY D free throw fast break 1 - 2 missed			
17:32	offensive dead ball rebound (1)			
17:32	4 SACKEY D free throw fast break 2 - 2 made (3)	<b>5-2</b>	<b>3</b>	
17:20				13 BARNARD A 2pt FG in the paint, layup blocked
17:20	5 CLAY D block (1)			
17:20				13 BARNARD A offensive rebound (2)
17:17				13 BARNARD A 2pt FG second chance in the paint, layup missed
17:14	10 GORDON E defensive rebound (1)			
17:10	5 CLAY D turnover bad pass (1)			
17:10				1 COOPER M substitution out
17:10				11 ALLISON X substitution in
16:56	10 GORDON E steal (1)			2 BOYLE G turnover lost ball (1)
16:56	10 GORDON E foul drawn (1)			2 BOYLE G foul loose ball (1 - 2)
16:37	35 BARRETT C 3pt FG from turnover, jump shot missed			
16:33	23 KRIKKE B offensive rebound (1)			
16:32	23 KRIKKE B 2pt FG from turnover second chance outside the paint, jump shot missed			
16:29				32 FREELS J defensive rebound (1)
16:21				33 MISZKIEWICZ V turnover travel (2)
16:21				2 BOYLE G substitution out
16:21				33 MISZKIEWICZ V substitution out
16:21				3 ZURLIENE C substitution in
16:21				5 PHILLIPS L substitution in
16:15	5 CLAY D foul offensive (1 - 1)			13 BARNARD A foul drawn (1)
16:15	5 CLAY D turnover offensive (2)			
16:02	10 GORDON E steal (2)			32 FREELS J turnover bad pass (1)



Official Basketball Play by Play - First Half  
**Purdue Northwest at Valparaiso**  
 12/17/20 Athletics-Recreation Center, Valparaiso  
 2020-21 Men's Basketball

**Game Time:** 5:30 PM  
**Game Duration:** 1:58  
**Attendance:** 74

**Officials:** Rick Crawford, Terry Wymer, Roland Simmons

Game Time	VALPO	Score	Diff	PNW
15:57	35 BARRETT C 3pt FG fast break from turnover, jump shot made (3)	<b>8-2</b>	<b>6</b>	
15:57	5 CLAY D assist (2)			
15:55	Timeout media			
15:55	4 SACKKEY D substitution out			
15:55	10 GORDON E substitution out			
15:55	35 BARRETT C substitution out			
15:55	1 LORANGE S substitution in			
15:55	25 ROBINSON N substitution in			
15:55	34 OGNACEVIC J substitution in			
15:45		<b>8-4</b>	<b>4</b>	32 FREELS J 2pt FG in the paint, layup made (2)
15:45				11 ALLISON X assist (1)
15:24	25 ROBINSON N 2pt FG in the paint, driving layup made (2)	<b>10-4</b>	<b>6</b>	
15:02				13 BARNARD A 3pt FG , jump shot missed
15:00	1 LORANGE S defensive rebound (1)			
15:00	1 LORANGE S foul drawn (1)			5 PHILLIPS L foul personal (1 - 3)
15:00				13 BARNARD A substitution out
15:00				1 COOPER M substitution in
14:39	23 KRIKKE B turnover bad pass (1)			3 ZURLIENE C steal (1)
14:39		<b>10-6</b>	<b>4</b>	3 ZURLIENE C 2pt FG fast break from turnover in the paint, dunk, made (2)
14:13	5 CLAY D 3pt FG , jump shot missed			
14:09				32 FREELS J defensive rebound (2)
14:05				1 COOPER M turnover travel (2)
14:05				32 FREELS J substitution out
14:05				33 MISZKIEWICZ V substitution in
13:50	23 KRIKKE B substitution out			
13:50	10 GORDON E substitution in			
13:39	25 ROBINSON N 2pt FG from turnover in the paint, layup made (4)	<b>12-6</b>	<b>6</b>	
13:39	25 ROBINSON N foul drawn (1)			33 MISZKIEWICZ V foul shooting (1 - 4)
13:39	25 ROBINSON N free throw 1 - 1 missed			
13:38	offensive rebound (6)			
13:33	5 CLAY D 2pt FG second chance in the paint, layup made (4)	<b>14-6</b>	<b>8</b>	
13:33	34 OGNACEVIC J assist (1)			
13:01				5 PHILLIPS L 3pt FG , jump shot missed
12:57				3 ZURLIENE C offensive rebound (1)
12:53				5 PHILLIPS L 3pt FG second chance, jump shot missed
12:50	25 ROBINSON N defensive rebound (1)			
12:43	34 OGNACEVIC J 2pt FG in the paint, dunk, made (2)	<b>16-6</b>	<b>10</b>	
12:43	25 ROBINSON N assist (1)			
12:42				Timeout 30 Sec
12:42	5 CLAY D substitution out			
12:42	35 BARRETT C substitution in			
12:42				5 PHILLIPS L substitution out
12:42				11 ALLISON X substitution out
12:42				2 BOYLE G substitution in
12:42				13 BARNARD A substitution in
12:29				13 BARNARD A 2pt FG in the paint, layup missed
12:27				13 BARNARD A offensive rebound (3)



Official Basketball Play by Play - First Half  
**Purdue Northwest at Valparaiso**  
 12/17/20 Athletics-Recreation Center, Valparaiso  
 2020-21 Men's Basketball

**Game Time:** 5:30 PM  
**Game Duration:** 1:58  
**Attendance:** 74

**Officials:** Rick Crawford, Terry Wymer, Roland Simmons

Game Time	VALPO	Score	Diff	PNW
12:26		<b>16-8</b>	<b>8</b>	13 BARNARD A 2pt FG second chance in the paint, layup made (2)
12:10	25 ROBINSON N 2pt FG in the paint, layup made (6)	<b>18-8</b>	<b>10</b>	
11:53	25 ROBINSON N steal (1)			1 COOPER M turnover bad pass (3)
11:50	34 OGNACEVIC J turnover lost ball (1)			
11:50	Timeout media			
11:50	1 LORANGE S substitution out			
11:50	4 SACKEY D substitution in			
11:50				33 MISZKIEWICZ V substitution out
11:50				32 FREELS J substitution in
11:40		<b>18-11</b>	<b>7</b>	2 BOYLE G 3pt FG from turnover, jump shot made (5)
11:22	4 SACKEY D foul drawn (2)			2 BOYLE G foul personal (2 - 5)
11:06	25 ROBINSON N 3pt FG , jump shot made (9)	<b>21-11</b>	<b>10</b>	
10:54				1 COOPER M substitution out
10:54				11 ALLISON X substitution in
10:36				3 ZURLIENE C 3pt FG , jump shot missed
10:31				32 FREELS J offensive rebound (3)
10:30				2 BOYLE G 2pt FG second chance outside the paint, jump shot missed
10:26	34 OGNACEVIC J defensive rebound (1)			
10:09	25 ROBINSON N 2pt FG in the paint, layup missed			
10:06				3 ZURLIENE C defensive rebound (2)
10:02				2 BOYLE G substitution out
10:02				1 COOPER M substitution in
09:59	35 BARRETT C steal (2)			1 COOPER M turnover lost ball (4)
09:39	25 ROBINSON N 3pt FG from turnover, jump shot made (12)	<b>24-11</b>	<b>13</b>	
09:39	4 SACKEY D assist (1)			
09:32				3 ZURLIENE C substitution out
09:32				5 PHILLIPS L substitution in
09:18				11 ALLISON X 3pt FG , jump shot missed
09:15	defensive rebound (9)			
09:15	10 GORDON E substitution out			
09:15	34 OGNACEVIC J substitution out			
09:15	13 EDWARDS S substitution in			
09:15	23 KRIKKE B substitution in			
09:00	4 SACKEY D turnover bad pass (1)			5 PHILLIPS L steal (1)
08:55		<b>24-13</b>	<b>11</b>	13 BARNARD A 2pt FG fast break from turnover in the paint, layup made (4)
08:55				5 PHILLIPS L assist (1)
08:38	23 KRIKKE B 2pt FG outside the paint, hook shot made (2)	<b>26-13</b>	<b>13</b>	
08:38	13 EDWARDS S assist (1)			
08:22				13 BARNARD A 2pt FG outside the paint, jump shot missed
08:18	4 SACKEY D defensive rebound (1)			
08:15	13 EDWARDS S 2pt FG fast break in the paint, layup made (2)	<b>28-13</b>	<b>15</b>	
08:15	4 SACKEY D assist (2)			
07:59	25 ROBINSON N foul personal (1 - 2)			1 COOPER M foul drawn (1)
07:59	Timeout media			
07:59	25 ROBINSON N substitution out			
07:59	5 CLAY D substitution in			
07:59				13 BARNARD A substitution out



Official Basketball Play by Play - First Half  
**Purdue Northwest at Valparaiso**  
 12/17/20 Athletics-Recreation Center, Valparaiso  
 2020-21 Men's Basketball

**Game Time:** 5:30 PM  
**Game Duration:** 1:58  
**Attendance:** 74

**Officials:** Rick Crawford, Terry Wymer, Roland Simmons

Game Time	VALPO	Score	Diff	PNW
07:59				33 MISZKIEWICZ V substitution in
07:50				11 ALLISON X turnover travel (1)
07:30	5 CLAY D 2pt FG from turnover outside the paint, jump shot missed			
07:25				33 MISZKIEWICZ V defensive rebound (2)
07:16				1 COOPER M 2pt FG outside the paint, jump shot blocked
07:16	5 CLAY D block (2)			
07:12	5 CLAY D defensive rebound (3)			
07:10	35 BARRETT C 3pt FG fast break, jump shot made (6)	<b>31-13</b>	<b>18</b>	
07:10	5 CLAY D assist (3)			
06:59	23 KRIKKE B steal (1)			11 ALLISON X turnover bad pass (2)
06:54	13 EDWARDS S turnover lost ball (1)			33 MISZKIEWICZ V steal (1)
06:35	23 KRIKKE B foul shooting (1 - 3)			32 FREELS J foul drawn (1)
06:35		<b>31-14</b>	<b>17</b>	32 FREELS J free throw 1 - 2 made (3)
06:35	4 SACKY D substitution out			
06:35	13 EDWARDS S substitution out			
06:35	1 LORANGE S substitution in			
06:35	10 GORDON E substitution in			
06:35				5 PHILLIPS L substitution out
06:35				11 ALLISON X substitution out
06:35				3 ZURLIENE C substitution in
06:35				15 IRVIN A substitution in
06:35		<b>31-15</b>	<b>16</b>	32 FREELS J free throw 2 - 2 made (4)
06:25	23 KRIKKE B 2pt FG in the paint, layup made (4)	<b>33-15</b>	<b>18</b>	
06:25	10 GORDON E assist (2)			
06:10				32 FREELS J 2pt FG in the paint, layup missed
06:06				33 MISZKIEWICZ V offensive rebound (3)
06:03				33 MISZKIEWICZ V turnover travel (3)
06:03				3 ZURLIENE C substitution out
06:03				2 BOYLE G substitution in
05:33	5 CLAY D 2pt FG from turnover in the paint, layup made (6)	<b>35-15</b>	<b>20</b>	
05:33	10 GORDON E assist (3)			
05:21				1 COOPER M 2pt FG in the paint, layup missed
05:17				33 MISZKIEWICZ V offensive rebound (4)
05:17		<b>35-17</b>	<b>18</b>	33 MISZKIEWICZ V 2pt FG second chance in the paint, dunk, made (2)
05:13	23 KRIKKE B 2pt FG fast break in the paint, step back jump shot made (6)	<b>37-17</b>	<b>20</b>	
05:13	1 LORANGE S assist (1)			
04:58		<b>37-19</b>	<b>18</b>	2 BOYLE G 2pt FG in the paint, layup made (7)
04:39	10 GORDON E 3pt FG , jump shot missed			
04:37				defensive rebound (13)
04:37	5 CLAY D foul loose ball (2 - 4)			15 IRVIN A foul drawn (1)
04:37	5 CLAY D substitution out			
04:37	25 ROBINSON N substitution in			
04:37	23 KRIKKE B substitution out			
04:37	34 OGNACEVIC J substitution in			
04:30		<b>37-22</b>	<b>15</b>	33 MISZKIEWICZ V 3pt FG , jump shot made (5)
04:30				1 COOPER M assist (1)
04:14	1 LORANGE S 2pt FG in the paint, driving layup made (2)	<b>39-22</b>	<b>17</b>	



Official Basketball Play by Play - First Half  
**Purdue Northwest at Valparaiso**  
 12/17/20 Athletics-Recreation Center, Valparaiso  
 2020-21 Men's Basketball

**Game Time:** 5:30 PM  
**Game Duration:** 1:58  
**Attendance:** 74

**Officials:** Rick Crawford, Terry Wymer, Roland Simmons

Game Time	VALPO	Score	Diff	PNW
03:58				32 FREELS J 2pt FG in the paint, layup missed
03:56				offensive rebound (14)
03:56	Timeout media			
03:56				32 FREELS J substitution out
03:56				13 BARNARD A substitution in
03:48	1 LORANGE S steal (1)			1 COOPER M turnover lost ball (5)
03:41	25 ROBINSON N foul drawn (2)			15 IRVIN A foul personal (1 - 6)
03:24	1 LORANGE S 3pt FG , jump shot missed			
03:22	offensive rebound (12)			
03:22	35 BARRETT C foul drawn (1)			15 IRVIN A foul loose ball (2 - 7)
03:22				15 IRVIN A substitution out
03:22				5 PHILLIPS L substitution in
03:22	35 BARRETT C 1&1 free throw 1 made (7)	<b>40-22</b>	<b>18</b>	
03:22	35 BARRETT C 1&1 free throw 2 made (8)	<b>41-22</b>	<b>19</b>	
03:11				5 PHILLIPS L 3pt FG , jump shot missed
03:08				33 MISZKIEWICZ V offensive rebound (5)
03:01	34 OGNACEVIC J foul shooting (1 - 5)			33 MISZKIEWICZ V foul drawn (1)
03:01				33 MISZKIEWICZ V free throw 1 - 2 missed
03:01				offensive dead ball rebound (1)
03:01	1 LORANGE S substitution out			
03:01	34 OGNACEVIC J substitution out			
03:01	4 SACKY D substitution in			
03:01	23 KRIKKE B substitution in			
03:01				1 COOPER M substitution out
03:01				11 ALLISON X substitution in
03:01		<b>41-23</b>	<b>18</b>	33 MISZKIEWICZ V free throw 2 - 2 made (6)
02:51	25 ROBINSON N 2pt FG in the paint, driving layup made (14)	<b>43-23</b>	<b>20</b>	
02:30				33 MISZKIEWICZ V 2pt FG in the paint, layup missed
02:28				2 BOYLE G offensive rebound (1)
02:26				2 BOYLE G 2pt FG second chance in the paint, layup missed
02:24	23 KRIKKE B defensive rebound (2)			
02:22	35 BARRETT C substitution out			
02:22	13 EDWARDS S substitution in			
02:14	4 SACKY D turnover bad pass (2)			
02:06				13 BARNARD A 2pt FG from turnover in the paint, jump shot blocked
02:06	25 ROBINSON N block (1)			
02:02	23 KRIKKE B defensive rebound (3)			
02:02	10 GORDON E turnover travel (1)			
01:43		<b>43-25</b>	<b>18</b>	13 BARNARD A 2pt FG from turnover in the paint, layup made (6)
01:43				33 MISZKIEWICZ V assist (1)
01:25	10 GORDON E turnover bad pass (2)			33 MISZKIEWICZ V steal (2)
01:20				5 PHILLIPS L 2pt FG from turnover in the paint, layup missed
01:19				offensive rebound (17)
01:19	4 SACKY D foul loose ball (1 - 6)			33 MISZKIEWICZ V foul drawn (2)
01:11	25 ROBINSON N steal (2)			11 ALLISON X turnover bad pass (3)
01:05	4 SACKY D foul drawn (3)			11 ALLISON X foul personal (1 - 8)
01:05				5 PHILLIPS L substitution out
01:05				11 ALLISON X substitution out



Official Basketball Play by Play - First Half  
**Purdue Northwest at Valparaiso**  
 12/17/20 Athletics-Recreation Center, Valparaiso  
 2020-21 Men's Basketball

**Game Time:** 5:30 PM  
**Game Duration:** 1:58  
**Attendance:** 74

**Officials:** Rick Crawford, Terry Wymer, Roland Simmons

Game Time	VALPO	Score	Diff	PNW
01:05				1 COOPER M substitution in
01:05				32 FREELS J substitution in
01:05	4 SACKY D 1&1 free throw 1 made (4)	<b>44-25</b>	<b>19</b>	
01:05	4 SACKY D 1&1 free throw 2 made (5)	<b>45-25</b>	<b>20</b>	
01:04	4 SACKY D foul personal (2 - 7)			1 COOPER M foul drawn (2)
01:04		<b>45-26</b>	<b>19</b>	1 COOPER M 1&1 free throw 1 made (1)
01:04		<b>45-27</b>	<b>18</b>	1 COOPER M 1&1 free throw 2 made (2)
00:49	23 KRIKKE B turnover lost ball (2)			2 BOYLE G steal (1)
00:41		<b>45-30</b>	<b>15</b>	1 COOPER M 3pt FG from turnover, jump shot made (5)
00:29	4 SACKY D 2pt FG in the paint, layup missed			
00:27				33 MISZKIEWICZ V defensive rebound (6)
00:00		<b>45-32</b>	<b>13</b>	33 MISZKIEWICZ V 2pt FG in the paint, layup made (8)
00:00				13 BARNARD A assist (1)
<b>END OF PERIOD</b>				
<b>VALPO 45-32 PNW</b>				



Official Basketball Box Score - First Half  
**Purdue Northwest at Valparaiso**  
 12/17/20 Athletics-Recreation Center, Valparaiso  
 2020-21 Men's Basketball

Game Time: 5:30 PM  
 Game Duration: 1:58  
 Attendance: 74

Officials: Rick Crawford, Terry Wymer, Roland Simmons

**Purdue Northwest - 32**

NO.	Name	F	Min	FG	3P	FT	Rebounds			Fouls		TP	AS	TO	ST	Blocks		+/-
				M-A	M-A	M-A	OR	DR	TOT	PF	FD					BS	BA	
13	Anthony Barnard	F	13:39	3-9	0-1	0-0	2	1	3	0	1	6	1	0	0	0	2	-7
32	Jyrus Freels	F	14:54	1-4	0-0	2-2	1	2	3	0	1	4	0	1	0	0	0	-6
33	Vincent Miszkiewicz	F	13:53	3-4	1-1	1-2	3	3	6	1	2	8	1	3	2	0	0	-7
1	Mikell Cooper	G	15:02	1-4	1-1	2-2	0	0	0	1	2	5	1	5	0	0	1	-11
2	Gregory Boyle	G	12:22	3-5	1-1	0-0	1	0	1	2	0	7	0	1	1	0	0	2
11	Xavier Allison		10:43	0-1	0-1	0-0	0	0	0	1	0	0	1	3	0	0	0	-13
3	Caleb Zurliene		07:21	1-2	0-1	0-0	1	1	2	0	0	2	0	0	1	0	0	-11
5	Logan Phillips		08:53	0-4	0-3	0-0	0	0	0	1	0	0	1	0	1	0	0	-12
15	Anthony Irvin		03:13	0-0	0-0	0-0	0	0	0	2	1	0	0	0	0	0	0	0
Team							2	1	3			0		0				
<b>Totals</b>				12-33	3-9	5-6	10	8	18	8	7	32	5	13	5	0	3	-13

Shooting By Period		
1st FG%	12-33	36.4%
3PT%	3-9	33.3%
FT%	5-6	83.3%
GM FG%	12-33	36.4%
3PT%	3-9	33.3%
FT%	5-6	83.3%

Dead Ball Rebounds: 1, 0

Technical Fouls::NONE

**Valparaiso - 45**

NO.	Name	F	Min	FG	3P	FT	Rebounds			Fouls		TP	AS	TO	ST	Blocks		+/-
				M-A	M-A	M-A	OR	DR	TOT	PF	FD					BS	BA	
5	Donovan Clay	F	10:40	3-5	0-1	0-0	0	3	3	2	0	6	3	2	0	2	0	13
23	Ben Krikke	F	13:49	3-4	0-0	0-0	1	2	3	1	0	6	0	2	1	0	0	3
4	Daniel Sackey	G	12:21	1-2	0-0	3-4	0	1	1	2	3	5	2	2	0	0	0	7
10	Eron Gordon	G	15:15	0-2	0-2	0-0	0	1	1	0	1	0	3	2	2	0	0	11
35	Connor Barrett	G	14:25	2-4	2-4	2-2	0	0	0	0	1	8	0	0	2	0	0	16
1	Sigurd Lorange		07:39	1-2	0-1	0-0	0	1	1	0	1	2	1	0	1	0	0	6
25	Nick Robinson		12:33	6-7	2-2	0-1	0	1	1	1	2	14	1	0	2	1	0	4
34	Jacob Ognacevic		08:16	1-1	0-0	0-0	0	1	1	1	0	2	1	1	0	0	0	8
13	Sheldon Edwards		05:02	1-1	0-0	0-0	0	0	0	0	0	2	1	1	0	0	0	-3
Team							2	1	3			0		0				
<b>Totals</b>				18-28	4-10	5-7	3	11	14	7	8	45	12	10	8	3	0	13

Shooting By Period		
1st FG%	18-28	64.3%
3PT%	4-10	40.0%
FT%	5-7	71.4%
GM FG%	18-28	64.3%
3PT%	4-10	40.0%
FT%	5-7	71.4%

Dead Ball Rebounds: 1, 0

Technical Fouls::NONE

	PNW	VALPO
Biggest lead	2 (1st 19:45)	20 (1st 5:33)
Best Scoring Run	7(1st 0:00)	8(1st 15:57)
Lead Changes	1	
Times Tied	1	
Time with Lead	00:19	18:57

Points from	PNW	VALPO
Turnovers	14	11
Paint	16	24
Second Chance	5	4
Fast Breaks	4	13
Bench	2	20

	Period by Period Scoring		
	1st	2nd	TOT
PNW	32	39	71
VALPO	45	44	89





**Period 2**

**Quarter Starters:**

<b>VALPO</b>	4 Sackey D	5 Clay D	10 Gordon E	23 Krikke B	35 Barrett C
<b>PNW</b>	1 Cooper M	2 Boyle G	13 Barnard A	32 Freels J	33 Miszkiewicz V

Game Time	VALPO	Score	Diff	PNW
20:00	13 EDWARDS S substitution out			
20:00	25 ROBINSON N substitution out			
20:00	5 CLAY D substitution in			
20:00	35 BARRETT C substitution in			
19:38	4 SACKEY D 2pt FG in the paint, pull up jump shot made (7)	<b>47-32</b>	<b>15</b>	
19:27				1 COOPER M 3pt FG , jump shot missed
19:24	5 CLAY D defensive rebound (4)			
19:20	35 BARRETT C 3pt FG , jump shot missed			
19:16				33 MISZKIEWICZ V defensive rebound (7)
19:16	jump ball situation			
19:02				32 FREELS J 2pt FG in the paint, layup blocked
19:02	5 CLAY D block (3)			
18:52				32 FREELS J offensive rebound (4)
18:50				32 FREELS J 2pt FG second chance in the paint, layup blocked
18:50	5 CLAY D block (4)			
18:50				32 FREELS J offensive rebound (5)
18:48				32 FREELS J 2pt FG second chance in the paint, layup missed
18:48	4 SACKEY D defensive rebound (2)			
18:38	23 KRIKKE B 2pt FG outside the paint, jump shot missed			
18:38				1 COOPER M defensive rebound (1)
18:25		<b>47-35</b>	<b>12</b>	1 COOPER M 3pt FG , jump shot made (8)
18:25				2 BOYLE G assist (1)
18:20	35 BARRETT C 3pt FG , jump shot missed			
18:15				32 FREELS J defensive rebound (6)
18:10				1 COOPER M turnover bad pass (6)
17:53	5 CLAY D 3pt FG from turnover, jump shot missed			
17:50				2 BOYLE G defensive rebound (2)
17:41	23 KRIKKE B steal (2)			32 FREELS J turnover bad pass (2)
17:37	10 GORDON E foul drawn (2)			2 BOYLE G foul shooting (3 - 1)
17:37	10 GORDON E free throw fast break 1 - 2 missed			
17:37	offensive dead ball rebound (2)			
17:37	10 GORDON E free throw fast break 2 - 2 missed			
17:37				33 MISZKIEWICZ V defensive rebound (8)
17:32				1 COOPER M 2pt FG outside the paint, jump shot missed
17:28	23 KRIKKE B defensive rebound (4)			
17:22	5 CLAY D 2pt FG in the paint, layup made (8)	<b>49-35</b>	<b>14</b>	
17:22	4 SACKEY D assist (3)			
17:06		<b>49-37</b>	<b>12</b>	1 COOPER M 2pt FG in the paint, layup made (10)
16:42	23 KRIKKE B 2pt FG in the paint, layup missed			
16:39				32 FREELS J defensive rebound (7)
16:28		<b>49-40</b>	<b>9</b>	33 MISZKIEWICZ V 3pt FG , jump shot made (11)
16:28				13 BARNARD A assist (2)
16:11	23 KRIKKE B 2pt FG in the paint, layup blocked			



Official Basketball Play by Play - Second Half  
**Purdue Northwest at Valparaiso**  
 12/17/20 Athletics-Recreation Center, Valparaiso  
 2020-21 Men's Basketball

**Game Time:** 5:30 PM  
**Game Duration:** 1:58  
**Attendance:** 74

**Officials:** Rick Crawford, Terry Wymer, Roland Simmons

Game Time	VALPO	Score	Diff	PNW
16:11				1 COOPER M block (1)
16:11	offensive rebound (18)			
16:11				13 BARNARD A substitution out
16:11				5 PHILLIPS L substitution in
16:04	23 KRIKKE B 2pt FG second chance in the paint, layup missed			
16:01				2 BOYLE G defensive rebound (3)
15:57				2 BOYLE G 3pt FG , jump shot missed
15:54				33 MISZKIEWICZ V offensive rebound (9)
15:48	23 KRIKKE B foul personal (2 - 1)			1 COOPER M foul drawn (3)
15:48	Timeout media			
15:48	10 GORDON E substitution out			
15:48	25 ROBINSON N substitution in			
15:43	4 SACKEY D steal (1)			33 MISZKIEWICZ V turnover lost ball (4)
15:37	4 SACKEY D turnover lost ball (3)			
15:21				1 COOPER M 3pt FG from turnover, jump shot missed
15:17				2 BOYLE G offensive rebound (4)
15:14	5 CLAY D steal (1)			2 BOYLE G turnover bad pass (2)
15:09	25 ROBINSON N turnover bad pass (1)			
15:09				33 MISZKIEWICZ V substitution out
15:09				13 BARNARD A substitution in
14:49				5 PHILLIPS L 2pt FG from turnover outside the paint, jump shot missed
14:46	25 ROBINSON N defensive rebound (2)			
14:35	4 SACKEY D turnover bad pass (4)			13 BARNARD A steal (1)
14:32		<b>49-42</b>	<b>7</b>	13 BARNARD A 2pt FG fast break from turnover in the paint, layup made (8)
14:32	23 KRIKKE B foul shooting (3 - 2)			13 BARNARD A foul drawn (2)
14:32	4 SACKEY D substitution out			
14:32	23 KRIKKE B substitution out			
14:32	1 LORANGE S substitution in			
14:32	34 OGNACEVIC J substitution in			
14:32				1 COOPER M substitution out
14:32				11 ALLISON X substitution in
14:32				13 BARNARD A free throw fast break 1 - 1 missed
14:30	5 CLAY D defensive rebound (5)			
14:05	5 CLAY D foul drawn (1)			32 FREELS J foul shooting (1 - 2)
14:05	5 CLAY D free throw 1 - 2 missed			
14:05	offensive dead ball rebound (3)			
14:05				2 BOYLE G substitution out
14:05				32 FREELS J substitution out
14:05				1 COOPER M substitution in
14:05				33 MISZKIEWICZ V substitution in
14:05	5 CLAY D free throw 2 - 2 made (9)	<b>50-42</b>	<b>8</b>	
13:37		<b>50-45</b>	<b>5</b>	13 BARNARD A 3pt FG , jump shot made (11)
13:37				11 ALLISON X assist (2)
13:23	25 ROBINSON N foul drawn (3)			1 COOPER M foul personal (2 - 3)
13:18	25 ROBINSON N foul drawn (4)			13 BARNARD A foul personal (1 - 4)
13:14	5 CLAY D foul drawn (2)			5 PHILLIPS L foul personal (2 - 5)
13:14				5 PHILLIPS L substitution out
13:14				3 ZURLIENE C substitution in



Official Basketball Play by Play - Second Half  
**Purdue Northwest at Valparaiso**  
 12/17/20 Athletics-Recreation Center, Valparaiso  
 2020-21 Men's Basketball

**Game Time:** 5:30 PM  
**Game Duration:** 1:58  
**Attendance:** 74

**Officials:** Rick Crawford, Terry Wymer, Roland Simmons

Game Time	VALPO	Score	Diff	PNW
12:59	1 LORANGE S 2pt FG in the paint, driving layup made (4)	<b>52-45</b>	<b>7</b>	
12:48				1 COOPER M 3pt FG , jump shot missed
12:45				offensive rebound (30)
12:31	1 LORANGE S foul drawn (2)			13 BARNARD A foul offensive (2 - 6)
12:31				13 BARNARD A turnover offensive (1)
12:14	34 OGNACEVIC J 2pt FG from turnover outside the paint, floating jump shot made (4)	<b>54-45</b>	<b>9</b>	
11:55	Timeout media			
11:55	35 BARRETT C substitution out			
11:55	10 GORDON E substitution in			
11:55				13 BARNARD A substitution out
11:55				32 FREELS J substitution in
11:47				11 ALLISON X 3pt FG , jump shot missed
11:45				3 ZURLIENE C offensive rebound (3)
11:45	25 ROBINSON N foul personal (2 - 3)			3 ZURLIENE C foul drawn (1)
11:39		<b>54-47</b>	<b>7</b>	1 COOPER M 2pt FG second chance outside the paint, pull up jump shot made (12)
11:39				11 ALLISON X assist (3)
11:25	5 CLAY D turnover bad pass (3)			1 COOPER M steal (1)
11:21				1 COOPER M 2pt FG from turnover in the paint, layup blocked
11:21	5 CLAY D block (5)			
11:17	5 CLAY D defensive rebound (6)			
11:15	1 LORANGE S 3pt FG , jump shot missed			
11:14	offensive rebound (22)			
11:05	10 GORDON E foul drawn (3)			1 COOPER M foul shooting (3 - 7)
11:05	10 GORDON E free throw 1 - 2 made (1)	<b>55-47</b>	<b>8</b>	
11:05				3 ZURLIENE C substitution out
11:05				2 BOYLE G substitution in
11:05	10 GORDON E free throw 2 - 2 made (2)	<b>56-47</b>	<b>9</b>	
10:52	5 CLAY D steal (2)			11 ALLISON X turnover bad pass (4)
10:52				1 COOPER M substitution out
10:52				5 PHILLIPS L substitution in
10:38	1 LORANGE S 3pt FG from turnover, jump shot missed			
10:33				33 MISZKIEWICZ V defensive rebound (10)
10:06				33 MISZKIEWICZ V 2pt FG in the paint, layup missed
10:03				33 MISZKIEWICZ V offensive rebound (11)
10:02				33 MISZKIEWICZ V 2pt FG second chance in the paint, layup blocked
10:02	34 OGNACEVIC J block (1)			
09:57				33 MISZKIEWICZ V offensive rebound (12)
09:56		<b>56-49</b>	<b>7</b>	33 MISZKIEWICZ V 2pt FG second chance in the paint, layup made (13)
09:47	25 ROBINSON N 2pt FG in the paint, layup made (16)	<b>58-49</b>	<b>9</b>	
09:47	25 ROBINSON N foul drawn (5)			2 BOYLE G foul shooting (4 - 8)
09:47	1 LORANGE S substitution out			
09:47	34 OGNACEVIC J substitution out			
09:47	4 SACKY D substitution in			
09:47	23 KRIKKE B substitution in			
09:47	25 ROBINSON N free throw 1 - 1 made (17)	<b>59-49</b>	<b>10</b>	
09:33				5 PHILLIPS L 2pt FG outside the paint, jump shot missed



Official Basketball Play by Play - Second Half  
**Purdue Northwest at Valparaiso**  
 12/17/20 Athletics-Recreation Center, Valparaiso  
 2020-21 Men's Basketball

**Game Time:** 5:30 PM  
**Game Duration:** 1:58  
**Attendance:** 74

**Officials:** Rick Crawford, Terry Wymer, Roland Simmons

Game Time	VALPO	Score	Diff	PNW
09:33	23 KRIKKE B defensive rebound (5)			
09:33	23 KRIKKE B foul drawn (1)			32 FREELS J foul personal (2 - 9)
09:33				Timeout 30 Sec
09:33	Timeout media			
09:33				2 BOYLE G substitution out
09:33				1 COOPER M substitution in
09:33	23 KRIKKE B 1&1 free throw 1 made (7)	<b>60-49</b>	<b>11</b>	
09:33	23 KRIKKE B 1&1 free throw 2 made (8)	<b>61-49</b>	<b>12</b>	
09:23				5 PHILLIPS L 3pt FG , jump shot missed
09:18	5 CLAY D defensive rebound (7)			
09:03	25 ROBINSON N foul drawn (6)			32 FREELS J foul shooting (3 - 10)
09:03	25 ROBINSON N free throw 1 - 2 made (18)	<b>62-49</b>	<b>13</b>	
09:03				11 ALLISON X substitution out
09:03				13 BARNARD A substitution in
09:03	25 ROBINSON N free throw 2 - 2 made (19)	<b>63-49</b>	<b>14</b>	
08:42		<b>63-51</b>	<b>12</b>	13 BARNARD A 2pt FG in the paint, layup made (13)
08:42				33 MISZKIEWICZ V assist (2)
08:25	23 KRIKKE B foul drawn (2)			13 BARNARD A foul personal (3 - 11)
08:25	23 KRIKKE B free throw 1 - 2 made (9)	<b>64-51</b>	<b>13</b>	
08:25	23 KRIKKE B free throw 2 - 2 made (10)	<b>65-51</b>	<b>14</b>	
08:14				13 BARNARD A 2pt FG in the paint, layup missed
08:11	23 KRIKKE B defensive rebound (6)			
08:10	23 KRIKKE B turnover lost ball (3)			32 FREELS J steal (1)
08:07				32 FREELS J 2pt FG from turnover in the paint, layup missed
08:07				33 MISZKIEWICZ V offensive rebound (13)
08:07	5 CLAY D foul shooting (3 - 4)			33 MISZKIEWICZ V foul drawn (3)
08:07		<b>65-52</b>	<b>13</b>	33 MISZKIEWICZ V free throw 1 - 2 made (14)
08:07				5 PHILLIPS L substitution out
08:07				15 IRVIN A substitution in
08:07		<b>65-53</b>	<b>12</b>	33 MISZKIEWICZ V free throw 2 - 2 made (15)
08:07	5 CLAY D substitution out			
08:07	35 BARRETT C substitution in			
07:58	35 BARRETT C 2pt FG in the paint, layup made (10)	<b>67-53</b>	<b>14</b>	
07:58	4 SACKKEY D assist (4)			
07:46				32 FREELS J turnover travel (3)
07:46	Timeout media			
07:26	23 KRIKKE B 2pt FG from turnover in the paint, layup made (12)	<b>69-53</b>	<b>16</b>	
07:26	35 BARRETT C assist (1)			
07:12				1 COOPER M 2pt FG in the paint, layup missed
07:09	23 KRIKKE B defensive rebound (7)			
07:05	10 GORDON E 3pt FG fast break, jump shot made (5)	<b>72-53</b>	<b>19</b>	
07:05	4 SACKKEY D assist (5)			
06:41				13 BARNARD A 2pt FG in the paint, layup missed
06:38	23 KRIKKE B defensive rebound (8)			
06:34	25 ROBINSON N turnover lost ball (2)			13 BARNARD A steal (2)
06:17	25 ROBINSON N steal (3)			33 MISZKIEWICZ V turnover lost ball (5)
06:17	25 ROBINSON N foul drawn (7)			15 IRVIN A foul personal (3 - 12)
06:17				32 FREELS J substitution out
06:17				2 BOYLE G substitution in



**Officials:** Rick Crawford, Terry Wymer, Roland Simmons

Game Time	VALPO	Score	Diff	PNW
06:17	25 ROBINSON N free throw 1 - 2 made (20)	<b>73-53</b>	<b>20</b>	
06:17	23 KRIKKE B substitution out			
06:17	35 BARRETT C substitution out			
06:17	13 EDWARDS S substitution in			
06:17	34 OGNACEVIC J substitution in			
06:17	25 ROBINSON N free throw 2 - 2 made (21)	<b>74-53</b>	<b>21</b>	
06:05		<b>74-55</b>	<b>19</b>	2 BOYLE G 2pt FG in the paint, layup made (9)
05:55	13 EDWARDS S 3pt FG , jump shot missed			
05:50				33 MISZKIEWICZ V defensive rebound (14)
05:44				15 IRVIN A 3pt FG , jump shot missed
05:41				13 BARNARD A offensive rebound (4)
05:41	10 GORDON E foul personal (1 - 5)			33 MISZKIEWICZ V foul drawn (4)
05:41	4 SACKEY D foul class A technical (3 - 6)			
05:41				2 BOYLE G foul class A technical (5 - 13)
05:41				2 BOYLE G turnover offensive (3)
05:41				2 BOYLE G substitution out
05:41				3 ZURLIENE C substitution in
05:41				13 BARNARD A turnover bad pass (2)
05:41				Timeout 30 Sec
05:40	25 ROBINSON N turnover bad pass (3)			13 BARNARD A steal (3)
05:36				13 BARNARD A turnover travel (3)
05:14	13 EDWARDS S turnover bad pass (2)			13 BARNARD A steal (4)
05:04	4 SACKEY D steal (2)			15 IRVIN A turnover bad pass (1)
04:59	34 OGNACEVIC J 2pt FG fast break from turnover in the paint, dunk, made (6)	<b>76-55</b>	<b>21</b>	
04:59	4 SACKEY D assist (6)			
04:48		<b>76-57</b>	<b>19</b>	33 MISZKIEWICZ V 2pt FG in the paint, jump shot made (17)
04:48				1 COOPER M assist (2)
04:37	4 SACKEY D turnover lost ball (5)			33 MISZKIEWICZ V steal (3)
04:35				Timeout 60 Sec
04:35	4 SACKEY D substitution out			
04:35	25 ROBINSON N substitution out			
04:35	1 LORANGE S substitution in			
04:35	35 BARRETT C substitution in			
04:24		<b>76-60</b>	<b>16</b>	1 COOPER M 3pt FG from turnover, jump shot made (15)
04:24				3 ZURLIENE C assist (1)
04:04	35 BARRETT C 2pt FG in the paint, layup made (12)	<b>78-60</b>	<b>18</b>	
04:04	1 LORANGE S assist (2)			
03:56	Timeout media			
03:53		<b>78-62</b>	<b>16</b>	13 BARNARD A 2pt FG in the paint, layup made (15)
03:53				1 COOPER M assist (3)
03:44	13 EDWARDS S foul drawn (1)			3 ZURLIENE C foul personal (1 - 14)
03:44	13 EDWARDS S free throw 1 - 2 made (3)	<b>79-62</b>	<b>17</b>	
03:44	13 EDWARDS S free throw 2 - 2 made (4)	<b>80-62</b>	<b>18</b>	
03:35				1 COOPER M 3pt FG , jump shot missed
03:29	34 OGNACEVIC J defensive rebound (2)			
03:29	34 OGNACEVIC J foul drawn (1)			33 MISZKIEWICZ V foul personal (2 - 15)
03:29	34 OGNACEVIC J free throw 1 - 2 missed			
03:29	offensive dead ball rebound (4)			



Official Basketball Play by Play - Second Half  
**Purdue Northwest at Valparaiso**  
 12/17/20 Athletics-Recreation Center, Valparaiso  
 2020-21 Men's Basketball

**Game Time:** 5:30 PM  
**Game Duration:** 1:58  
**Attendance:** 74

**Officials:** Rick Crawford, Terry Wymer, Roland Simmons

Game Time	VALPO	Score	Diff	PNW
03:29	10 GORDON E substitution out			
03:29	3 HELM S substitution in			
03:29	34 OGNACEVIC J free throw 2 - 2 made (7)	<b>81-62</b>	<b>19</b>	
03:10		<b>81-64</b>	<b>17</b>	3 ZURLIENE C 2pt FG in the paint, dunk, made (4)
03:10				33 MISZKIEWICZ V assist (3)
02:55	34 OGNACEVIC J 2pt FG in the paint, layup made (9)	<b>83-64</b>	<b>19</b>	
02:45				33 MISZKIEWICZ V 3pt FG , jump shot missed
02:43	defensive rebound (29)			
02:43	1 LORANGE S foul drawn (3)			13 BARNARD A foul personal (4 - 16)
02:43	1 LORANGE S free throw 1 - 2 made (5)	<b>84-64</b>	<b>20</b>	
02:43	1 LORANGE S free throw 2 - 2 made (6)	<b>85-64</b>	<b>21</b>	
02:31	13 EDWARDS S steal (1)			1 COOPER M turnover bad pass (7)
02:26	13 EDWARDS S 2pt FG from turnover in the paint, layup blocked			
02:26				13 BARNARD A block (1)
02:20				33 MISZKIEWICZ V defensive rebound (15)
02:20		<b>85-66</b>	<b>19</b>	1 COOPER M 2pt FG fast break in the paint, layup made (17)
02:20				33 MISZKIEWICZ V assist (4)
02:02	3 HELM S 3pt FG , jump shot missed			
01:57				33 MISZKIEWICZ V defensive rebound (16)
01:52				13 BARNARD A 2pt FG outside the paint, jump shot missed
01:49	13 EDWARDS S defensive rebound (1)			
01:40	13 EDWARDS S 2pt FG in the paint, layup missed			
01:37				3 ZURLIENE C defensive rebound (4)
01:33				13 BARNARD A 3pt FG , jump shot missed
01:30	34 OGNACEVIC J defensive rebound (3)			
01:30	34 OGNACEVIC J foul drawn (2)			33 MISZKIEWICZ V foul personal (3 - 17)
01:30	34 OGNACEVIC J free throw 1 - 2 made (10)	<b>86-66</b>	<b>20</b>	
01:30	35 BARRETT C substitution out			
01:30	20 PAPPAS B substitution in			
01:30				1 COOPER M substitution out
01:30				3 ZURLIENE C substitution out
01:30				13 BARNARD A substitution out
01:30				33 MISZKIEWICZ V substitution out
01:30				5 PHILLIPS L substitution in
01:30				12 STONE J substitution in
01:30				21 GAGO P substitution in
01:30				22 GINER J substitution in
01:30	34 OGNACEVIC J free throw 2 - 2 made (11)	<b>87-66</b>	<b>21</b>	
01:21		<b>87-69</b>	<b>18</b>	12 STONE J 3pt FG , jump shot made (3)
01:21				5 PHILLIPS L assist (2)
01:01	13 EDWARDS S 2pt FG outside the paint, jump shot missed			
00:58				12 STONE J defensive rebound (1)
00:50				5 PHILLIPS L 2pt FG in the paint, jump shot missed
00:46				5 PHILLIPS L offensive rebound (1)
00:46	13 EDWARDS S steal (2)			5 PHILLIPS L turnover lost ball (1)
00:40	13 EDWARDS S 2pt FG from turnover in the paint, jump shot missed			
00:38				5 PHILLIPS L defensive rebound (2)
00:35	3 HELM S steal (1)			5 PHILLIPS L turnover bad pass (2)



**Officials:** Rick Crawford, Terry Wymer, Roland Simmons

Game Time	VALPO	Score	Diff	PNW
00:35	3 HELM S foul drawn (1)			21 GAGO P foul personal (1 - 18)
00:35	3 HELM S free throw 1 - 2 made (1)	<b>88-69</b>	<b>19</b>	
00:35	3 HELM S free throw 2 - 2 made (2)	<b>89-69</b>	<b>20</b>	
00:15		<b>89-71</b>	<b>18</b>	15 IRVIN A 2pt FG outside the paint, jump shot made (2)
00:15				12 STONE J assist (1)
<b>END OF GAME</b>				
<b>VALPO 89-71 PNW</b>				



Officials: Rick Crawford, Terry Wymer, Roland Simmons

**Purdue Northwest - 39**

NO.	Name	F	Min	FG			Rebounds			Fouls		TP	AS	TO	ST	Blocks		+/-
				M-A	M-A	M-A	OR	DR	TOT	PF	FD					BS	BA	
13	Anthony Barnard	F	14:36	4-8	1-2	0-1	1	0	1	4	1	9	1	3	4	1	0	-3
32	Jyrus Freels	F	11:33	0-4	0-0	0-0	2	2	4	3	0	0	0	2	1	0	2	-4
33	Vincent Miskiewicz	F	17:26	3-6	1-2	2-2	4	6	10	2	2	9	3	2	1	0	1	-9
1	Mikell Cooper	G	16:44	5-12	2-6	0-0	0	1	1	2	1	12	2	2	1	1	1	-6
2	Gregory Boyle	G	08:03	1-2	0-1	0-0	1	2	3	3	0	2	1	2	0	0	0	4
5	Logan Phillips		07:12	0-4	0-1	0-0	1	1	2	1	0	0	1	2	0	0	0	2
11	Xavier Allison		05:29	0-1	0-1	0-0	0	0	0	0	0	0	2	1	0	0	0	-6
3	Caleb Zurliene		06:20	1-1	0-0	0-0	1	1	2	1	1	2	1	0	0	0	0	-4
15	Anthony Irvin		08:07	1-2	0-1	0-0	0	0	0	1	0	2	0	1	0	0	0	-5
12	Jacob Stone		01:30	1-1	1-1	0-0	0	1	1	0	0	3	1	0	0	0	0	2
21	Piotr Gago		01:30	0-0	0-0	0-0	0	0	0	1	0	0	0	0	0	0	0	2
22	Joan Giner		01:30	0-0	0-0	0-0	0	0	0	0	0	0	0	0	0	0	0	2
Team							1	0	1			0		0				
<b>Totals</b>				16-41	5-15	2-3	11	14	25	18	5	39	12	15	7	2	4	-5

Shooting By Period		
2 <sup>nd</sup> FG%	16-41	39.0%
3PT%	5-15	33.3%
FT%	2-3	66.7%
GM FG%	16-41	39.0%
3PT%	5-15	33.3%
FT%	2-3	66.7%

Dead Ball Rebounds: 0, 0

Technical Fouls: Boyle 2<sup>nd</sup> 5:41

**Valparaiso - 44**

NO.	Name	F	Min	FG			Rebounds			Fouls		TP	AS	TO	ST	Blocks		+/-
				M-A	M-A	M-A	OR	DR	TOT	PF	FD					BS	BA	
5	Donovan Clay	F	11:53	1-2	0-1	1-2	0	4	4	1	2	3	0	1	2	3	0	-1
23	Ben Krikke	F	08:58	1-5	0-0	4-4	0	5	5	2	2	6	0	1	1	0	1	5
4	Daniel Sackey	G	10:40	1-1	0-0	0-0	0	1	1	1	0	2	4	3	2	0	0	4
10	Eron Gordon	G	12:38	1-1	1-1	2-4	0	0	0	1	2	5	0	0	0	0	0	5
35	Connor Barrett	G	13:00	2-4	0-2	0-0	0	0	0	0	0	4	1	0	0	0	0	5
25	Nick Robinson		11:13	1-1	0-0	5-5	0	1	1	1	5	7	0	3	1	0	0	10
1	Sigurd Lorange		09:20	1-3	0-2	2-2	0	0	0	0	2	4	1	0	0	0	0	1
34	Jacob Ognacevic		11:02	3-3	0-0	3-4	0	2	2	0	2	9	0	0	0	1	0	0
13	Sheldon Edwards		06:17	0-5	0-1	2-2	0	1	1	0	1	2	0	1	2	0	1	-2
3	Steven Helm		03:29	0-1	0-1	2-2	0	0	0	0	1	2	0	0	1	0	0	0
20	Brock Pappas		01:30	0-0	0-0	0-0	0	0	0	0	0	0	0	0	0	0	0	-2
Team							2	1	3			0		0				
<b>Totals</b>				11-26	1-8	21-25	2	15	17	6	17	44	6	9	9	4	2	5

Shooting By Period		
2 <sup>nd</sup> FG%	11-26	42.3%
3PT%	1-8	12.5%
FT%	21-25	84%
GM FG%	11-26	42.3%
3PT%	1-8	12.5%
FT%	21-25	84.0%

Dead Ball Rebounds: 3, 0

Technical Fouls: Sackey 2<sup>nd</sup> 5:41

	PNW	VALPO
Biggest lead	0 (1 <sup>st</sup> 20:00)	21 (2 <sup>nd</sup> 6:17)
Best Scoring Run	7 (2 <sup>nd</sup> 14:32)	9 (2 <sup>nd</sup> 6:17)
Lead Changes	0	
Times Tied	0	
Time with Lead	00:00	19:38

Points from	PNW	VALPO
Turnovers	7	10
Paint	18	18
Second Chance	6	2
Fast Breaks	4	5
Bench	7	24

	Period by Period Scoring		
	1st	2nd	TOT
PNW	32	39	71
VALPO	45	44	89





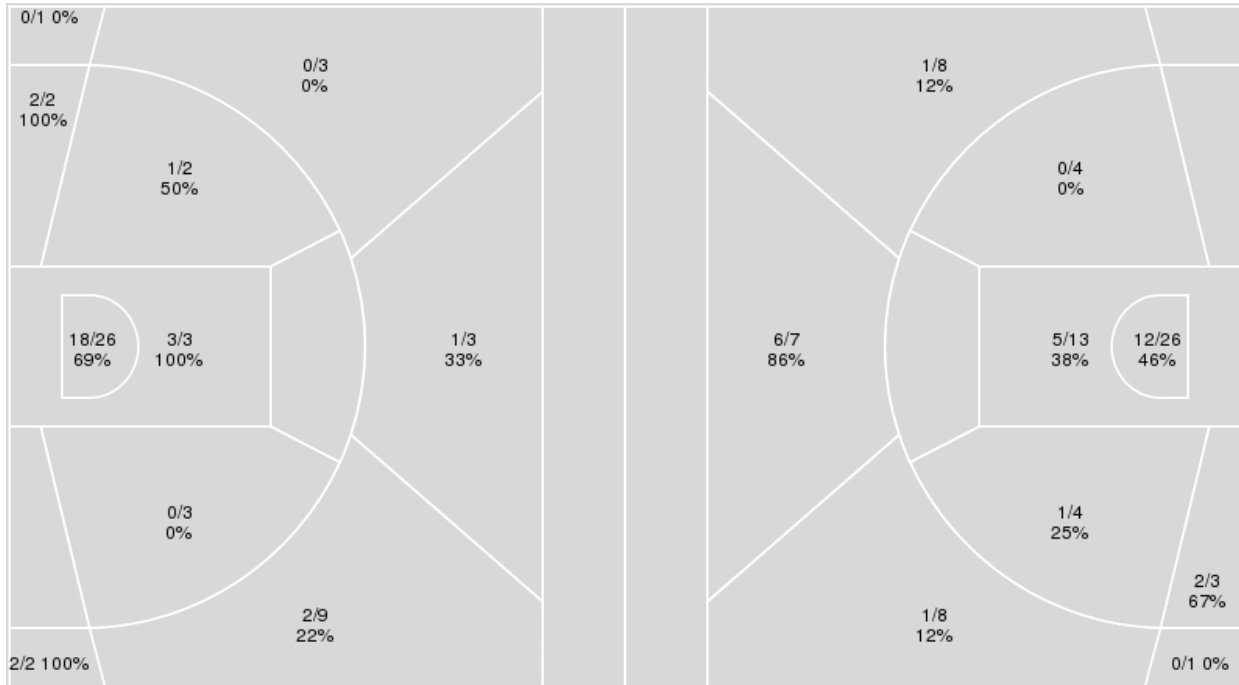
**Officials:** Rick Crawford, Terry Wymer, Roland Simmons

{ Players => All; } FG Types => All; Results => All;

{ Players => All; } FG Types => All; Results => All;

**Valparaiso**

**Purdue Northwest**



Valparaiso	M/A	%
Field Goals	29/54	54
2 Points	24/36	67
3 Points	5/18	28
Free Throws	26/32	81

Purdue Northwest	M/A	%
Field Goals	28/74	38
2 Points	20/50	40
3 Points	8/24	33
Free Throws	7/9	78

**Purdue Northwest at Valparaiso**12/17/20 Athletics-Recreation Center, Valparaiso  
2020-21 Men's Basketball

Game Time: 5:30 PM

Game Duration: 1:58

Attendance: 74

Officials: Rick Crawford, Terry Wymer, Roland Simmons

**Purdue Northwest**

No	Name	Mins		Score		Points Diff		Points per Min		Assists		Rebounds		Steals		Turnovers	
		On	Off	On	Off	On	Off	On	Off	On	Off	On	Off	On	Off	On	Off
1	Mikell Cooper	31:46	08:14	59 - 76	12 - 13	-17	-1	1.86	1.46	13	4	32	11	11	1	22	6
2	Gregory Boyle	20:25	19:35	38 - 32	33 - 57	6	-24	1.86	1.69	5	12	30	13	3	9	13	15
3	Caleb Zurliene	13:41	26:19	23 - 38	48 - 51	-15	-3	1.68	1.82	7	10	11	32	5	7	10	18
5	Logan Phillips	16:05	23:55	25 - 35	46 - 54	-10	-8	1.55	1.92	7	10	16	27	6	6	9	19
11	Xavier Allison	16:12	23:48	17 - 36	54 - 53	-19	1	1.05	2.27	5	12	13	30	5	7	10	18
12	Jacob Stone	01:30	38:30	5 - 3	66 - 86	2	-20	3.33	1.71	2	15	3	40	0	12	2	26
13	Anthony Barnard	28:15	11:45	51 - 61	20 - 28	-10	-8	1.81	1.70	13	4	26	17	9	3	19	9
15	Anthony Irvin	11:20	28:40	27 - 32	44 - 57	-5	-13	2.38	1.53	8	9	12	31	4	8	11	17
21	Piotr Gago	01:30	38:30	5 - 3	66 - 86	2	-20	3.33	1.71	2	15	3	40	0	12	2	26
22	Joan Giner	01:30	38:30	5 - 3	66 - 86	2	-20	3.33	1.71	2	15	3	40	0	12	2	26
32	Jyrus Freels	26:27	13:33	45 - 55	26 - 34	-10	-8	1.70	1.92	8	9	29	14	8	4	17	11
33	Vincent Miszkiewicz	31:19	08:41	55 - 71	16 - 18	-16	-2	1.76	1.84	13	4	37	6	9	3	23	5

**Valparaiso**

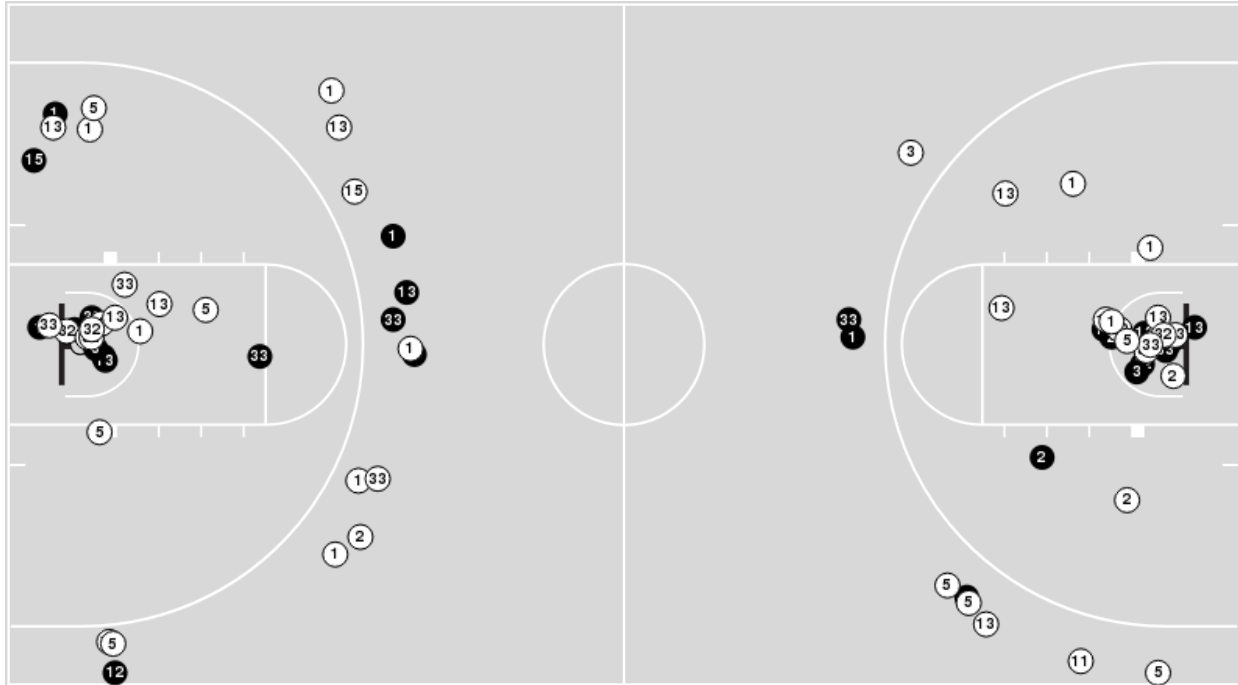
No	Name	Mins		Score		Points Diff		Points per Min		Assists		Rebounds		Steals		Turnovers	
		On	Off	On	Off	On	Off	On	Off	On	Off	On	Off	On	Off	On	Off
1	Sigurd Lorange	16:59	23:01	42 - 35	47 - 36	7	11	2.47	2.04	6	12	11	20	6	11	3	16
3	Steven Helm	03:29	36:31	9 - 9	80 - 62	0	18	2.58	2.19	0	18	3	28	3	14	0	19
4	Daniel Sackey	23:01	16:59	47 - 36	42 - 35	11	7	2.04	2.47	12	6	20	11	11	6	16	3
5	Donovan Clay	22:33	17:27	45 - 33	44 - 38	12	6	2.00	2.52	10	8	19	12	8	9	9	10
10	Eron Gordon	27:53	12:07	66 - 50	23 - 21	16	2	2.37	1.90	15	3	23	8	11	6	13	6
13	Sheldon Edwards	11:19	28:41	25 - 30	64 - 41	-5	23	2.21	2.23	5	13	7	24	6	11	9	10
20	Brock Pappas	01:30	38:30	3 - 5	86 - 66	-2	20	2.00	2.23	0	18	0	31	2	15	0	19
23	Ben Krikke	22:47	17:13	46 - 38	43 - 33	8	10	2.02	2.50	13	5	19	12	9	8	14	5
25	Nick Robinson	23:46	16:14	55 - 41	34 - 30	14	4	2.31	2.09	9	9	18	13	9	8	16	3
34	Jacob Ognacevic	19:18	20:42	45 - 37	44 - 34	8	10	2.33	2.13	5	13	13	18	8	9	6	13
35	Connor Barrett	27:25	12:35	62 - 41	27 - 30	21	-3	2.26	2.15	15	3	22	9	12	5	9	10



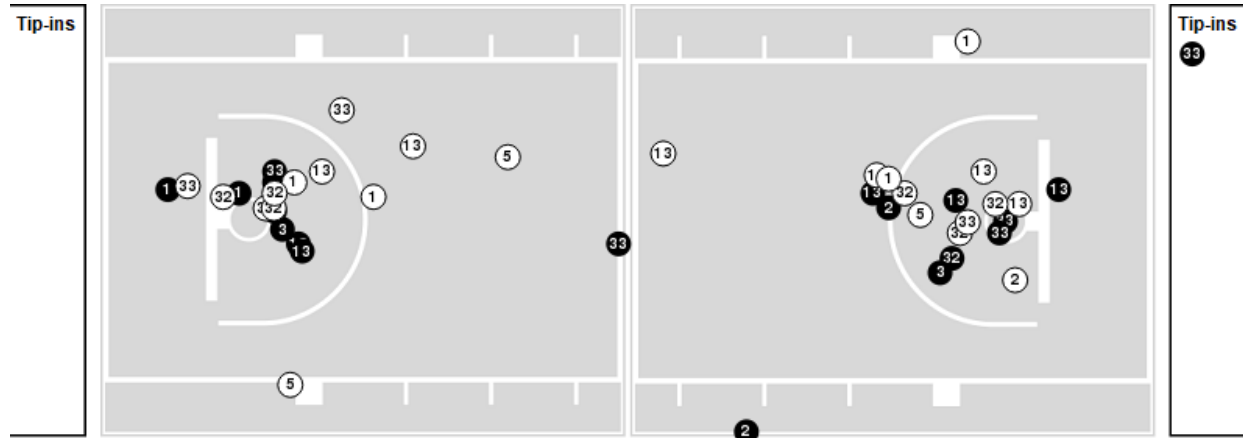
**Officials:** Rick Crawford, Terry Wymer, Roland Simmons

Players => AllFG Types=>AllResults=>All  
**Purdue Northwest**

**All Field Goals**



**Blow Up Chart**



**N** Made    **O** Missed    **N** - Player Number

Purdue Northwest	M/A	%
Field Goals	28/74	38
2 Points	20/50	40
3 Points	8/24	33
Free Throws	7/9	78

Purdue Northwest	M/A	%
Points in the Paint	34 (17 / 39)	44
Fast Break Points	8 (4/5)	80
Second Chance Points	11 (7/15)	47
Effective FG%	43	

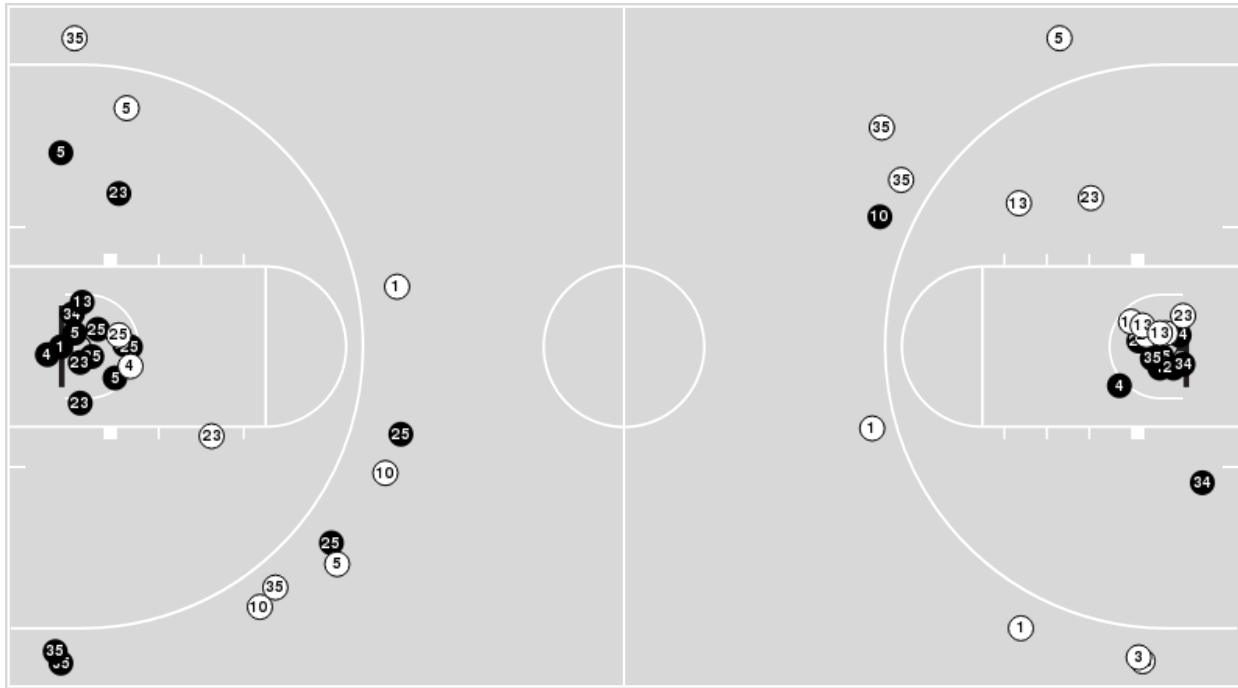


**Officials:** Rick Crawford, Terry Wymer, Roland Simmons


Players => AllFG Types=>AllResults=>All

**Valparaiso**

**All Field Goals**



**Blow Up Chart**



● Made ○ Missed N - Player Number

Valparaiso	M/A	%
Field Goals	29/54	54
2 Points	24/36	67
3 Points	5/18	28
Free Throws	26/32	81

Valparaiso	M/A	%
Points in the Paint	42 (21 / 29)	72
Fast Break Points	18 (8/11)	73
Second Chance Points	6 (5/7)	71
Effective FG%	58	



**Officials:** Rick Crawford, Terry Wymer, Roland Simmons

**Purdue Northwest**

Lineup	Quarter On	Time On	Quarter Off	Time Off	Time on Court	Score	Score Diff	Reb	Stl	Tov	Ass	PPP
1- Cooper M/ 2- Boyle G/ 13- Barnard A/ 32- Freels J/ 33- Miskiewicz V/	1	20:00	1	17:10	02:50	2-5	-3	3	0	2	0	0.3333
2- Boyle G/ 11- Allison X/ 13- Barnard A/ 32- Freels J/ 33- Miskiewicz V/	1	17:10	1	16:21	00:49	0-0	0	1	0	2	0	0.0000
3- Zurliene C/ 5- Phillips L/ 11- Allison X/ 13- Barnard A/ 32- Freels J/	1	16:21	1	15:00	01:21	2-5	-3	0	0	1	1	0.6667
1- Cooper M/ 3- Zurliene C/ 5- Phillips L/ 11- Allison X/ 32- Freels J/	1	15:00	1	14:05	00:55	2-0	2	1	1	1	0	1.0000
1- Cooper M/ 3- Zurliene C/ 5- Phillips L/ 11- Allison X/ 33- Miskiewicz V/	1	14:05	1	12:42	01:23	0-6	-6	1	0	0	0	0.0000
1- Cooper M/ 2- Boyle G/ 3- Zurliene C/ 13- Barnard A/ 33- Miskiewicz V/	1	12:42	1	11:50	00:52	2-2	0	1	0	1	0	1.0000
1- Cooper M/ 2- Boyle G/ 3- Zurliene C/ 13- Barnard A/ 32- Freels J/	1	11:50	1	10:54	00:56	3-3	0	0	0	0	0	3.0000
2- Boyle G/ 3- Zurliene C/ 11- Allison X/ 13- Barnard A/ 32- Freels J/	1	10:54	1	10:02	00:52	0-0	0	2	0	0	0	0.0000
1- Cooper M/ 3- Zurliene C/ 11- Allison X/ 13- Barnard A/ 32- Freels J/	1	10:02	1	09:32	00:30	0-3	-3	0	0	1	0	0.0000
1- Cooper M/ 5- Phillips L/ 11- Allison X/ 13- Barnard A/ 32- Freels J/	1	09:32	1	07:59	01:33	2-4	-2	0	1	0	1	0.6667
1- Cooper M/ 5- Phillips L/ 11- Allison X/ 32- Freels J/ 33- Miskiewicz V/	1	07:59	1	06:35	01:24	1-3	-2	1	1	2	0	0.2907
1- Cooper M/ 3- Zurliene C/ 15- Irvin A/ 32- Freels J/ 33- Miskiewicz V/	1	06:35	1	06:03	00:32	1-2	-1	1	0	1	0	0.6944
1- Cooper M/ 2- Boyle G/ 15- Irvin A/ 32- Freels J/ 33- Miskiewicz V/	1	06:03	1	03:56	02:07	7-6	1	3	0	0	1	2.3333
1- Cooper M/ 2- Boyle G/ 13- Barnard A/ 15- Irvin A/ 33- Miskiewicz V/	1	03:56	1	03:22	00:34	0-0	0	0	0	1	0	0.0000
1- Cooper M/ 2- Boyle G/ 5- Phillips L/ 13- Barnard A/ 33- Miskiewicz V/	1	03:22	1	03:01	00:21	0-2	-2	1	0	0	0	0.0000
2- Boyle G/ 5- Phillips L/ 11- Allison X/ 13- Barnard A/ 33- Miskiewicz V/	1	03:01	1	01:05	01:56	3-2	1	2	1	1	1	0.6757
1- Cooper M/ 2- Boyle G/ 13- Barnard A/ 32- Freels J/ 33- Miskiewicz V/	1	01:05	2	16:11	04:54	15-6	9	9	1	2	3	1.3787
1- Cooper M/ 2- Boyle G/ 5- Phillips L/ 32- Freels J/ 33- Miskiewicz V/	2	16:11	2	15:09	01:02	0-0	0	3	0	2	0	0.0000
1- Cooper M/ 2- Boyle G/ 5- Phillips L/ 13- Barnard A/ 32- Freels J/	2	15:09	2	14:32	00:37	2-0	2	0	1	0	0	1.0000
2- Boyle G/ 5- Phillips L/ 11- Allison X/ 13- Barnard A/ 32- Freels J/	2	14:32	2	14:05	00:27	0-0	0	0	0	0	0	0.0000
1- Cooper M/ 5- Phillips L/ 11- Allison X/ 13- Barnard A/ 33- Miskiewicz V/	2	14:05	2	13:14	00:51	3-1	2	0	0	0	1	3.0000
1- Cooper M/ 3- Zurliene C/ 11- Allison X/ 13- Barnard A/ 33- Miskiewicz V/	2	13:14	2	11:55	01:19	0-4	-4	1	0	1	0	0.0000
1- Cooper M/ 3- Zurliene C/ 11- Allison X/ 32- Freels J/ 33- Miskiewicz V/	2	11:55	2	11:05	00:50	2-1	1	1	1	0	1	1.0000
1- Cooper M/ 2- Boyle G/ 11- Allison X/ 32- Freels J/ 33- Miskiewicz V/	2	11:05	2	10:52	00:13	0-1	-1	0	0	1	0	0.0000
2- Boyle G/ 5- Phillips L/ 11- Allison X/ 32- Freels J/ 33- Miskiewicz V/	2	10:52	2	09:33	01:19	2-3	-1	3	0	0	0	1.0000
1- Cooper M/ 5- Phillips L/ 11- Allison X/ 32- Freels J/ 33- Miskiewicz V/	2	09:33	2	09:03	00:30	0-3	-3	0	0	0	0	0.0000
1- Cooper M/ 5- Phillips L/ 13- Barnard A/ 32- Freels J/ 33- Miskiewicz V/	2	09:03	2	08:07	00:56	3-3	0	1	1	0	1	1.2295
1- Cooper M/ 13- Barnard A/ 15- Irvin A/ 32- Freels J/ 33- Miskiewicz V/	2	08:07	2	06:17	01:50	1-7	-6	0	1	2	0	0.2252
1- Cooper M/ 2- Boyle G/ 13- Barnard A/ 15- Irvin A/ 33- Miskiewicz V/	2	06:17	2	05:41	00:36	2-2	0	2	0	1	0	1.0000
1- Cooper M/ 3- Zurliene C/ 13- Barnard A/ 15- Irvin A/ 33- Miskiewicz V/	2	05:41	2	01:30	04:11	11-12	-1	3	3	4	5	0.8462
5- Phillips L/ 12- Stone J/ 15- Irvin A/ 21- Gago P/ 22- Giner J/	2	01:30	2	00:00	01:30	5-3	2	3	0	2	2	1.2500



**Officials:** Rick Crawford, Terry Wymer, Roland Simmons

**Valparaiso**

Lineup	Quarter On	Time On	Quarter Off	Time Off	Time on Court	Score	Score Diff	Reb	Stl	Tov	Ass	PPP
4- Sackey D/ 5- Clay D/ 10- Gordon E/ 23- Krikke B/ 35- Barrett C/	1	20:00	1	15:55	04:05	8-2	6	4	3	2	3	0.9009
1- Lorange S/ 5- Clay D/ 23- Krikke B/ 25- Robinson N/ 34- Ognacevic J/	1	15:55	1	13:50	02:05	2-4	-2	1	0	1	0	0.6667
1- Lorange S/ 5- Clay D/ 10- Gordon E/ 25- Robinson N/ 34- Ognacevic J/	1	13:50	1	12:42	01:08	6-0	6	2	0	0	2	2.4590
1- Lorange S/ 10- Gordon E/ 25- Robinson N/ 34- Ognacevic J/ 35- Barrett C/	1	12:42	1	11:50	00:52	2-2	0	0	1	1	0	1.0000
4- Sackey D/ 10- Gordon E/ 25- Robinson N/ 34- Ognacevic J/ 35- Barrett C/	1	11:50	1	09:15	02:35	6-3	3	2	1	0	1	2.0000
4- Sackey D/ 13- Edwards S/ 23- Krikke B/ 25- Robinson N/ 35- Barrett C/	1	09:15	1	07:59	01:16	4-2	2	1	0	1	2	1.3333
4- Sackey D/ 5- Clay D/ 13- Edwards S/ 23- Krikke B/ 35- Barrett C/	1	07:59	1	06:35	01:24	3-1	2	1	1	1	1	1.0000
1- Lorange S/ 5- Clay D/ 10- Gordon E/ 23- Krikke B/ 35- Barrett C/	1	06:35	1	04:37	01:58	6-5	1	0	0	0	3	1.5000
1- Lorange S/ 10- Gordon E/ 23- Krikke B/ 25- Robinson N/ 35- Barrett C/	1	04:37	1	04:37	00:00	0-0	0	0	0	0	0	0.0000
1- Lorange S/ 10- Gordon E/ 25- Robinson N/ 34- Ognacevic J/ 35- Barrett C/	1	04:37	1	03:01	01:36	4-3	1	1	1	0	0	2.1277
4- Sackey D/ 10- Gordon E/ 23- Krikke B/ 25- Robinson N/ 35- Barrett C/	1	03:01	1	02:22	00:39	2-1	1	1	0	0	0	2.0000
4- Sackey D/ 10- Gordon E/ 13- Edwards S/ 23- Krikke B/ 25- Robinson N/	1	02:22	2	20:00	02:22	2-9	-7	1	1	4	0	0.3401
4- Sackey D/ 5- Clay D/ 10- Gordon E/ 23- Krikke B/ 35- Barrett C/	2	20:00	2	15:48	04:12	4-8	-4	4	1	0	1	0.4505
4- Sackey D/ 5- Clay D/ 23- Krikke B/ 25- Robinson N/ 35- Barrett C/	2	15:48	2	14:32	01:16	0-2	-2	1	2	3	0	0.0000
1- Lorange S/ 5- Clay D/ 25- Robinson N/ 34- Ognacevic J/ 35- Barrett C/	2	14:32	2	11:55	02:37	5-3	2	1	0	0	0	1.7361
1- Lorange S/ 5- Clay D/ 10- Gordon E/ 25- Robinson N/ 34- Ognacevic J/	2	11:55	2	09:47	02:08	4-4	0	2	1	1	0	1.0309
4- Sackey D/ 5- Clay D/ 10- Gordon E/ 23- Krikke B/ 25- Robinson N/	2	09:47	2	08:07	01:40	7-4	3	3	0	1	0	1.7157
4- Sackey D/ 10- Gordon E/ 23- Krikke B/ 25- Robinson N/ 35- Barrett C/	2	08:07	2	06:17	01:50	8-0	8	2	1	1	3	1.8018
4- Sackey D/ 10- Gordon E/ 13- Edwards S/ 25- Robinson N/ 34- Ognacevic J/	2	06:17	2	04:35	01:42	3-4	-1	0	1	3	1	0.5515
1- Lorange S/ 10- Gordon E/ 13- Edwards S/ 34- Ognacevic J/ 35- Barrett C/	2	04:35	2	03:29	01:06	4-5	-1	1	0	0	1	1.7241
1- Lorange S/ 3- Helm S/ 13- Edwards S/ 34- Ognacevic J/ 35- Barrett C/	2	03:29	2	01:30	01:59	6-4	2	3	1	0	0	1.0417
1- Lorange S/ 3- Helm S/ 13- Edwards S/ 20- Pappas B/ 34- Ognacevic J/	2	01:30	2	00:00	01:30	3-5	-2	0	2	0	0	0.9036



**Purdue Northwest**

Lineup	Time	Score	Score Diff	Pts/Min	Reb	Stl	Tov	Ass	PPP
1- Cooper M/ 2- Boyle G/ 13- Barnard A/ 32- Freels J/ 33- Miskiewicz V/	07:44	17-11	6	2.1983	12	1	4	3	1.0071
1- Cooper M/ 3- Zurliene C/ 13- Barnard A/ 15- Irvin A/ 33- Miskiewicz V/	04:11	11-12	-1	2.6295	3	3	4	5	0.8462
1- Cooper M/ 2- Boyle G/ 15- Irvin A/ 32- Freels J/ 33- Miskiewicz V/	02:07	7-6	1	3.3071	3	0	0	1	2.3333
2- Boyle G/ 5- Phillips L/ 11- Allison X/ 13- Barnard A/ 33- Miskiewicz V/	01:56	3-2	1	1.5517	2	1	1	1	0.6757
1- Cooper M/ 5- Phillips L/ 11- Allison X/ 32- Freels J/ 33- Miskiewicz V/	01:54	1-6	-5	0.5263	1	1	2	0	0.2252
1- Cooper M/ 13- Barnard A/ 15- Irvin A/ 32- Freels J/ 33- Miskiewicz V/	01:50	1-7	-6	0.5455	0	1	2	0	0.2252
1- Cooper M/ 5- Phillips L/ 11- Allison X/ 13- Barnard A/ 32- Freels J/	01:33	2-4	-2	1.2903	0	1	0	1	0.6667
5- Phillips L/ 12- Stone J/ 15- Irvin A/ 21- Gago P/ 22- Giner J/	01:30	5-3	2	3.3333	3	0	2	2	1.2500
1- Cooper M/ 3- Zurliene C/ 5- Phillips L/ 11- Allison X/ 33- Miskiewicz V/	01:23	0-6	-6	0.0000	1	0	0	0	0.0000
3- Zurliene C/ 5- Phillips L/ 11- Allison X/ 13- Barnard A/ 32- Freels J/	01:21	2-5	-3	1.4815	0	0	1	1	0.6667
1- Cooper M/ 3- Zurliene C/ 11- Allison X/ 13- Barnard A/ 33- Miskiewicz V/	01:19	0-4	-4	0.0000	1	0	1	0	0.0000
2- Boyle G/ 5- Phillips L/ 11- Allison X/ 32- Freels J/ 33- Miskiewicz V/	01:19	2-3	-1	1.5190	3	0	0	0	1.0000
1- Cooper M/ 2- Boyle G/ 13- Barnard A/ 15- Irvin A/ 33- Miskiewicz V/	01:10	2-2	0	1.7143	2	0	2	0	0.6667
1- Cooper M/ 2- Boyle G/ 5- Phillips L/ 32- Freels J/ 33- Miskiewicz V/	01:02	0-0	0	0.0000	3	0	2	0	0.0000
1- Cooper M/ 2- Boyle G/ 3- Zurliene C/ 13- Barnard A/ 32- Freels J/	00:56	3-3	0	3.2143	0	0	0	0	3.0000
1- Cooper M/ 5- Phillips L/ 13- Barnard A/ 32- Freels J/ 33- Miskiewicz V/	00:56	3-3	0	3.2143	1	1	0	1	1.2295
1- Cooper M/ 3- Zurliene C/ 5- Phillips L/ 11- Allison X/ 32- Freels J/	00:55	2-0	2	2.1818	1	1	1	0	1.0000
1- Cooper M/ 2- Boyle G/ 3- Zurliene C/ 13- Barnard A/ 33- Miskiewicz V/	00:52	2-2	0	2.3077	1	0	1	0	1.0000
2- Boyle G/ 3- Zurliene C/ 11- Allison X/ 13- Barnard A/ 32- Freels J/	00:52	0-0	0	0.0000	2	0	0	0	0.0000
1- Cooper M/ 5- Phillips L/ 11- Allison X/ 13- Barnard A/ 33- Miskiewicz V/	00:51	3-1	2	3.5294	0	0	0	1	3.0000
1- Cooper M/ 3- Zurliene C/ 11- Allison X/ 32- Freels J/ 33- Miskiewicz V/	00:50	2-1	1	2.4000	1	1	0	1	1.0000
2- Boyle G/ 11- Allison X/ 13- Barnard A/ 32- Freels J/ 33- Miskiewicz V/	00:49	0-0	0	0.0000	1	0	2	0	0.0000
1- Cooper M/ 2- Boyle G/ 5- Phillips L/ 13- Barnard A/ 32- Freels J/	00:37	2-0	2	3.2432	0	1	0	0	1.0000
1- Cooper M/ 3- Zurliene C/ 15- Irvin A/ 32- Freels J/ 33- Miskiewicz V/	00:32	1-2	-1	1.8750	1	0	1	0	0.6944
1- Cooper M/ 3- Zurliene C/ 11- Allison X/ 13- Barnard A/ 32- Freels J/	00:30	0-3	-3	0.0000	0	0	1	0	0.0000
2- Boyle G/ 5- Phillips L/ 11- Allison X/ 13- Barnard A/ 32- Freels J/	00:27	0-0	0	0.0000	0	0	0	0	0.0000
1- Cooper M/ 2- Boyle G/ 5- Phillips L/ 13- Barnard A/ 33- Miskiewicz V/	00:21	0-2	-2	0.0000	1	0	0	0	0.0000
1- Cooper M/ 2- Boyle G/ 11- Allison X/ 32- Freels J/ 33- Miskiewicz V/	00:13	0-1	-1	0.0000	0	0	1	0	0.0000



**Officials:** Rick Crawford, Terry Wymer, Roland Simmons

**Valparaiso**

Lineup	Time	Score	Score Diff	Pts/Min	Reb	Stl	Tov	Ass	PPP
4- Sackey D/ 5- Clay D/ 10- Gordon E/ 23- Krikke B/ 35- Barrett C/	08:17	12-10	2	1.4487	8	4	2	4	0.6757
1- Lorange S/ 5- Clay D/ 10- Gordon E/ 25- Robinson N/ 34- Ognacevic J/	03:16	10-4	6	3.0612	4	1	1	2	1.5823
1- Lorange S/ 5- Clay D/ 25- Robinson N/ 34- Ognacevic J/ 35- Barrett C/	02:37	5-3	2	1.9108	1	0	0	0	1.7361
4- Sackey D/ 10- Gordon E/ 25- Robinson N/ 34- Ognacevic J/ 35- Barrett C/	02:35	6-3	3	2.3226	2	1	0	1	2.0000
4- Sackey D/ 10- Gordon E/ 23- Krikke B/ 25- Robinson N/ 35- Barrett C/	02:29	10-1	9	4.0268	3	1	1	3	1.8382
1- Lorange S/ 10- Gordon E/ 25- Robinson N/ 34- Ognacevic J/ 35- Barrett C/	02:28	6-5	1	2.4324	1	2	1	0	1.5464
4- Sackey D/ 10- Gordon E/ 13- Edwards S/ 23- Krikke B/ 25- Robinson N/	02:22	2-9	-7	0.8451	1	1	4	0	0.3401
1- Lorange S/ 5- Clay D/ 23- Krikke B/ 25- Robinson N/ 34- Ognacevic J/	02:05	2-4	-2	0.9600	1	0	1	0	0.6667
1- Lorange S/ 3- Helm S/ 13- Edwards S/ 34- Ognacevic J/ 35- Barrett C/	01:59	6-4	2	3.0252	3	1	0	0	1.0417
1- Lorange S/ 5- Clay D/ 10- Gordon E/ 23- Krikke B/ 35- Barrett C/	01:58	6-5	1	3.0508	0	0	0	3	1.5000
4- Sackey D/ 10- Gordon E/ 13- Edwards S/ 25- Robinson N/ 34- Ognacevic J/	01:42	3-4	-1	1.7647	0	1	3	1	0.5515
4- Sackey D/ 5- Clay D/ 10- Gordon E/ 23- Krikke B/ 25- Robinson N/	01:40	7-4	3	4.2000	3	0	1	0	1.7157
1- Lorange S/ 3- Helm S/ 13- Edwards S/ 20- Pappas B/ 34- Ognacevic J/	01:30	3-5	-2	2.0000	0	2	0	0	0.9036
4- Sackey D/ 5- Clay D/ 13- Edwards S/ 23- Krikke B/ 35- Barrett C/	01:24	3-1	2	2.1429	1	1	1	1	1.0000
4- Sackey D/ 13- Edwards S/ 23- Krikke B/ 25- Robinson N/ 35- Barrett C/	01:16	4-2	2	3.1579	1	0	1	2	1.3333
4- Sackey D/ 5- Clay D/ 23- Krikke B/ 25- Robinson N/ 35- Barrett C/	01:16	0-2	-2	0.0000	1	2	3	0	0.0000
1- Lorange S/ 10- Gordon E/ 13- Edwards S/ 34- Ognacevic J/ 35- Barrett C/	01:06	4-5	-1	3.6364	1	0	0	1	1.7241
1- Lorange S/ 10- Gordon E/ 23- Krikke B/ 25- Robinson N/ 35- Barrett C/	00:00	0-0	0	NaN	0	0	0	0	0.0000