



Women's Basketball Record Book (updated through 2020-21 season)

Single Game - Individual

Points		
Name	Opponent (Date)	Pts.
1. Stephanie Greer	vs. Kent State (Nov. 24, 1990)	39
2. Debbie Bolen	Northern Illinois (Feb. 18, 1992)	38
3. Debbie Bolen	at Northern Iowa (Nov. 30, 1991)	37
4. Debbie Bolen	at Northern Illinois (Jan. 21, 1992)	35
5. Dani Franklin	at Stetson (Nov. 12, 2016)	34
6. Lyn Swanson	at Carthage (Feb. 8, 1986)	33
Debbie Bolen	La Salle (Jan. 3, 1992)	33
Debbie Bolen	Eastern Michigan (Dec. 21, 1992)	33
Tabitha Gerardot	at Milwaukee (Jan. 24, 2013)	33
Tabitha Gerardot	Wright State (Feb. 28, 2013)	33
Dani Franklin	Eastern Illinois (Dec. 3, 2016)	33

Field Goals Made		
Name	Opponent (Date)	FGM
1. Deb Lahti	vs. Carthage (Feb. 19, 1983)	15
Lyn Swanson	at Carthage (Feb. 8, 1986)	15
3. Stephanie Greer	vs. Kent State (Nov. 24, 1990)	14
Debbie Bolen	at Northern Iowa (Nov. 30, 1991)	14
Debbie Bolen	Eastern Michigan (Dec. 21, 1992)	14
Debbie Bolen	Eastern Illinois (Jan. 21, 1993)	14
Tabitha Gerardot	Wright State (Feb. 28, 2013)	14
8. Linda Amburgey	at Carthage (Feb. 9, 1985)	13
Lyn Swanson	at Huntington (Jan. 16, 1986)	13
Stephanie Greer	vs. Duquesne (Nov. 23, 1990)	13
Stephanie Greer	Wright State (Jan. 31, 1991)	13
Tamra Braun	at Chicago State (Feb. 10, 2005)	13

Field Goals Attempted		
Name	Opponent (Date)	FGA
1. Lyn Swanson	at Carthage (Feb. 8, 1986)	30
2. Debbie Bolen	La Salle (Jan. 3, 1992)	28
Debbie Bolen	Eastern Michigan (Dec. 21, 1992)	28
4. Debbie Bolen	at Northern Illinois (March 6, 1992)	27
Tabitha Gerardot	Wright State (Feb. 28, 2013)	27
6. Robyn Lippert	Xavier (Ohio) (Dec. 12, 1990)	26
Michelle Russell	at Austin Peay (Nov. 27, 1993)	26
8. Debbie Lahti	Marian (Ind.) (Feb. 10, 1984)	25
Lyn Swanson	at UIC (Feb. 23, 1985)	25
Michelle Russell	at Northern Illinois (Feb. 12, 1994)	25
Jeanette Gray	Youngstown State (Jan. 15, 2001)	25
Tabitha Gerardot	Cleveland State (Feb. 2, 2013)	25

Field Goal Percentage (Minimum 8 Attempts)		
Name	Opponent (Date)	% (FGM-FGA)
1. Tamra Braun	at Oakland (Jan. 3, 2004)	1.000 (10-10)
Marlous Nieuwveen	at Michigan (March 13, 2002)	1.000 (9-9)
3. Marlous Nieuwveen	vs. Eastern Kentucky (Dec. 14, 2001)	.909 (10-11)
Meredith Hamlet	at Northern Kentucky (Dec. 30, 2015)	.909 (10-11)
5. Tabitha Gerardot	Loyola (Chicago) (Feb. 18, 2012)	.900 (9-10)
Sharon Karungi	at Wright State (March 8, 2014)	.900 (9-10)
7. Amy Cole	Indiana State (Feb. 9, 1988)	.889 (8-9)
Debbie Bolen	at Green Bay (Feb. 27, 1990)	.889 (8-9)
Liz Horton	at Western Michigan (Dec. 19, 2012)	.889 (8-9)
Dani Franklin	at Detroit (Feb. 5, 2015)	.889 (8-9)
Grace Hales	Evansville (Jan. 20, 2019)	.889 (8-9)

Free Throws Made		
Name	Opponent (Date)	FTM
1. Debbie Bolen	Northern Illinois (Feb. 18, 1992)	16
2. Debbie Bolen	Cleveland State (Jan. 25, 1991)	15
3. Paige Freeman	at Northern Illinois (Feb. 2, 1988)	14
Lisa Diefenthaler	UMKC (Feb. 4, 1995)	14
Grace White	Xavier (Dec. 16, 2020)	14
6. Jill Otto	Saint Francis (Ill.) (Feb. 3, 1987)	13
Michelle Russell	Western Illinois (Jan. 6, 1994)	13
Jill Campbell	at Oral Roberts (Feb. 6, 1999)	13
Betsy Rietema	at IUPUI (Feb. 14, 2005)	13
Betsy Rietema	at IUPUI (Feb. 20, 2006)	13
Lauren Kenney	vs. Florida State (Nov. 29, 2008)	13
Ashley Varner	at Cleveland State (Feb. 4, 2012)	13
Shay Frederick	Bowling Green (Nov. 24, 2019)	13

Free Throws Attempted		
Name	Opponent (Date)	FTA
1. Debbie Bolen	Cleveland State (Jan. 25, 1991)	20
2. Debbie Bolen	Northern Illinois (Feb. 18, 1992)	19
3. Ashley Varner	at Cleveland State (Feb. 4, 2012)	18
Grace White	Xavier (Dec. 16, 2020)	18
5. Paige Freeman	at Northern Illinois (Feb. 2, 1988)	16
Debbie Bolen	vs. Akron (March 5, 1992)	16
Michelle Russell	Western Illinois (Jan. 6, 1994)	16
Lisa Diefenthaler	UMKC (Feb. 4, 1995)	16
9. Jill Otto	Saint Francis (Ill.) (Feb. 3, 1987)	15
Debbie Bolen	Bowling Green (Jan. 5, 1992)	15
Cheryl Wilbrandt	Youngstown State (Jan. 29, 1993)	15
Sarah Schmoyer	at Youngstown State (March 5, 1993)	15
Sarah Stricklett	at Youngstown State (Jan. 15, 2000)	15
Meredith Hamlet	at UIC (Nov. 7, 2018)	15
Addison Stoller	at Chicago State (Nov. 29, 2018)	15

Free Throw Percentage (Minimum 10 Attempts)		
Name	Opponent (Date)	% (FTM-FTA)
1. Lauren Kenney	vs. Florida State (Nov. 29, 2008)	1.000 (13-13)
Lisa Diefenthaler	Western Illinois (Jan. 6, 1994)	1.000 (12-12)
Debbie Bolen	Green Bay (Feb. 15, 1991)	1.000 (11-11)
Amber Schober	vs. Arkansas State (Dec. 29, 1998)	1.000 (10-10)
Katie Boone	Western Illinois (Feb. 2, 2002)	1.000 (10-10)
Betsy Rietema	at IUPUI (Feb. 12, 2007)	1.000 (10-10)
Betsy Adams	Colorado State (Nov. 22, 2009)	1.000 (10-10)
Gina Lange	at IPFW (Dec. 4, 2012)	1.000 (10-10)
Tabitha Gerardot	at Green Bay (March 13, 2013)	1.000 (10-10)
Dani Franklin	at UIC (Jan. 28, 2017)	1.000 (10-10)



Women's Basketball Record Book (updated through 2020-21 season)

Single Game - Individual

3-Point Field Goals Made		
Name	Opponent (Date)	3FGM
1. Carrie Myers	UMKC (Feb. 28, 2005)	9
2. Lynda Kukla	Chicago State (Dec. 15, 1990)	8
Lynda Kukla	at Cleveland State (Feb. 22, 1992)	8
Suzie Hammel	vs. Ball State (Dec. 7, 2002)	8
4. Lynda Kukla	vs. Kent State (Nov. 24, 1990)	7
Lynda Kukla	Cleveland State (Dec. 21, 1991)	7
Carrie Myers	Central Michigan (Dec. 8, 2004)	7
Carrie Myers	at Oral Roberts (Feb. 26, 2005)	7
Aimee Litka	at Detroit (Jan. 26, 2008)	7
Leah Hochstetler	Chicago State (Feb. 17, 2009)	7
Agnieszka Kulaga	at Cleveland State (March 5, 2009)	7
Rashida Ray	at Milwaukee (Feb. 26, 2011)	7
Shay Frederick	at Wisconsin (Dec. 20, 2020)	7

3-Point Field Goals Attempted		
Name	Opponent (Date)	3FGA
1. Lynda Kukla	Wright State (Feb. 27, 1992)	18
2. Lynda Kukla	Cleveland State (Feb. 21, 1991)	17
3. Michelle Russell	at Wright State (Jan. 27, 1994)	16
Lauren Bechtold	at UMKC (Jan. 15, 2005)	16
5. Lynda Kukla	at Evansville (Nov. 22, 1991)	15
Aimee Litka	at Detroit (Jan. 26, 2008)	15
7. 12 tied with		14
(M.R. Shay Frederick; at Wisconsin; Dec. 20, 2020)		


3-Point Field Goal Percentage (Minimum 7 Attempts)		
Name	Opponent (Date)	% (3FGM-3FGA)
1. Rashida Ray	at Milwaukee (Feb. 26, 2011)	.875 (7-8)
2. Sarah Lenschow	Arkansas (Dec. 28, 1997)	.857 (6-7)
Amber Schober	at Southern Utah (Jan. 14, 2002)	.857 (6-7)
4. Lynda Kukla	vs. Kent State (Nov. 24, 1990)	.778 (7-9)
Agnieszka Kulaga	at Cleveland State (March 5, 2009)	.778 (7-9)
6. Suzie Hammel	vs. Indiana State (Dec. 8, 2001)	.750 (6-8)
Carrie Myers	UMKC (Feb. 28, 2005)	.750 (9-12)
Aimee Litka	at UIC (Jan. 10, 2008)	.750 (6-8)
Carie Weinman	at Toledo (Nov. 27, 2019)	.750 (6-8)
10. Lynda Kukla	at Cleveland State (Feb. 22, 1992)	.727 (8-11)
Suzie Hammel	vs. Ball State (Dec. 7, 2002)	.727 (8-11)

Rebounds		
Name	Opponent (Date)	Reb.
1. Deb Lahti	vs. Hillsdale (Dec. 3, 1983)	25
2. Deb Lahti	Marian (Ind.) (Feb. 10, 1984)	22
3. Denise Dunbar	at Carthage (Feb. 8, 1986)	21
4. Deb Lahti	Evansville (Jan. 21, 1983)	20
Carol Pollitz	at Saint Joseph's (Ind.) (Feb. 26, 1983)	20
Deb Lahti	at DePauw (Jan. 14, 1984)	20
Deb Lahti	Saint Joseph's (Ind.) (Feb. 29, 1984)	20
8. Deb Lahti	vs. North Central (Feb. 18, 1983)	19
Tabitha Gerardot	Cleveland State (Feb. 2, 2013)	19
10. Deb Lahti	at Butler (Dec. 5, 1983)	18
Deb Lahti	at Indiana Tech (Feb. 8, 1984)	18
Jill Otto	Saint Francis (Ill.) (Feb. 3, 1987)	18
Marlous Nieuwveen	vs. Niagara (Dec. 15, 2001)	18
Tabitha Gerardot	Wright State (Feb. 28, 2013)	18

Assists		
Name	Opponent (Date)	Ast.
1. Maya Meredith	IU Northwest (Dec. 15, 2017)	16
2. Shari Toelke	Marquette (Jan. 15, 1992)	14
3. Debbie Bolen	Wright State (Feb. 9, 1993)	13
Lisa Diefenthaler	at Chicago State (March 1, 1996)	13
5. Carmen Lis	Indiana Tech (Jan. 30, 1981)	12
Delores Holt	at Saint Joseph's (Ind.) (Feb. 28, 1985)	12
Debbie Bolen	vs. Kent State (Nov. 24, 1990)	12
Shari Toelke	Cleveland State (Jan. 24, 1992)	12
Debbie Bolen	Youngstown State (Feb. 29, 1993)	12
Debbie Bolen	Western Illinois (Feb. 27, 1993)	12
Lisa Diefenthaler	at Eastern Illinois (Feb. 23, 1995)	12
Agnieszka Kulaga	Green Bay (Jan. 19, 2008)	12

Steals		
Name	Opponent (Date)	Stl.
1. Michelle Schultz	Northeastern Illinois (Jan. 7, 1995)	9
2. Lina Mascarenas	Marquette (March 3, 1989)	8
Stephanie Greer	Wright State (Feb. 5, 1990)	8
Stephanie Greer	Wright State (Jan. 31, 1991)	8
Shari Toelke	at UIC (Jan. 2, 1994)	8
Heidi Diefenthaler	at Youngstown State (Feb. 27, 1995)	8
Lisa Diefenthaler	Loyola (Chicago) (Dec. 3, 1995)	8
Jeanette Gray	Houston (March 20, 2002)	8
9. 16 tied with		7
(M.R.: Shay Frederick; vs. Evansville; March 11, 2021)		

Blocked Shots		
Name	Opponent (Date)	Blk.
1. Michelle Mader	Cleveland State (Jan. 24, 1992)	9
2. Michelle Mader	at Northeastern Illinois (Jan. 11, 1992)	7
Michelle Mader	Chicago State (Feb. 3, 1992)	7
4. Deb Lahti	IPFW (Feb. 12, 1983)	6
Deb Lahti	Huntington (Feb. 14, 1983)	6
Robyn Lippert	at Saint Francis (Ill.) (Dec. 8, 1987)	6
Michelle Mader	Bowling Green (Jan. 5, 1992)	6
Kristen Galuppi	Northern Iowa (Dec. 12, 1992)	6
Amber Lindfors	Miami (OH) (Dec. 2, 2015)	6
Amber Lindfors	IU-Northwest (Dec. 12, 2015)	6
Amber Lindfors	at Cleveland State (Feb. 29, 2016)	6
Amber Lindfors	at Chicago State (Nov. 16, 2016)	6
Caitlin Morrison	Chicago State (Dec. 28, 2019)	6
Caitlin Morrison	at UNI (Feb. 2, 2020)	6



Women's Basketball Record Book (updated through 2020-21 season)

Single Game - Team

Most Points Scored		
Opponent	Date	Points
1. Chicago State	Feb. 3, 1992	128
2. Wright State	Feb. 9, 1993	125
3. Cleveland State	Jan. 24, 1992	123
4. vs. Kent State	Nov. 24, 1990	122
5. Eastern Illinois	Jan. 21, 1993	112
at Western Illinois	Jan. 23, 1993	112
7. UIC	Jan. 16, 1993	111
8. at Chicago State	Feb. 12, 1991	110
Akron	Feb. 23, 1991	110
10. Purdue Calumet	Dec. 30, 2014	109

Fewest Points Allowed		
Opponent	Date	Points
1. IU-Kokomo	Dec. 21, 2015	22
2. Youngstown State	Feb. 13, 2010	28
3. UMKC	Dec. 30, 2005	31
4. at Northern Kentucky	Feb. 11, 2016	32
5. Manchester	Nov. 22, 1985	34
6. IUPUI	Jan. 24, 2005	36
7. UIC	Dec. 15, 2019	37
8. at Centenary	Feb. 7, 2004	38
Southern Utah	Feb. 19, 2005	38
10. vs. Prairie View A&M	Nov. 27, 1998	39
Indiana Wesleyan	Dec. 21, 2002	39
Centenary	Feb. 5, 2005	39
Loyola (Chicago)	Jan. 4, 2010	39
at Milwaukee	Mar. 5, 2012	39

Most Points Scored - Half		
Opponent	Date	Points (Half)
1. at DePaul	Feb. 17, 1990	69 (2nd)
2. UIC	Jan. 16, 1993	67 (2nd)
Wright State	Feb. 9, 1993	67 (2nd)
4. Cleveland State	Jan. 24, 1992	66 (1st)
Chicago State	Feb. 3, 1992	66 (2nd)
6. Chicago State	Feb. 3, 1992	62 (1st)
at Chicago State	Mar. 2, 1992	62 (2nd)
Eastern Illinois	Jan. 21, 1993	62 (2nd)
9. vs. Kent State	Nov. 24, 1990	61 (1st)
vs. Kent State	Nov. 24, 1990	61 (2nd)

Field Goals Made		
Opponent	Date	FGM
1. Wright State	Feb. 9, 1993	53
2. Cleveland State	Jan. 24, 1992	50
3. Chicago State	Feb. 3, 1992	49
4. vs. Kent State	Nov. 24, 1990	48
Eastern Illinois	Jan. 21, 1993	48
6. at Western Illinois	Jan. 23, 1993	44
7. UIC	Jan. 16, 1993	43
Olivet Nazarene	Jan. 12, 1995	43
9. vs. Lakeland	Feb. 7, 1986	42
vs. Clarke	Feb. 8, 1986	42
Chicago State	Feb. 17, 1988	42
at Butler	Dec. 4, 1990	42
Cleveland State	Jan. 31, 1993	42

Field Goals Attempted		
Opponent	Date	FGA
1. vs. Duquesne	Nov. 23, 1990	110
2. Chicago State	Feb. 3, 1992	103
3. Cleveland State	Jan. 24, 1992	101
4. vs. Lakeland	Feb. 7, 1986	99
5. at Clarke	Feb. 8, 1986	97
6. Wright State	Feb. 9, 1993	96
7. vs. Kent State	Nov. 24, 1990	95
Wright State	Feb. 27, 1992	95
9. Marquette	Dec. 15, 1992	94
10. Xavier (Ohio)	Dec. 1, 1990	93

Field Goal Percentage		
Opponent	Date	FG% (FGM-FGA)
1. at Western Illinois	Feb. 15, 1997	.725 (29-40)
2. at Green Bay	Feb. 27, 1990	.636 (28-44)
3. Purdue-Calumet	Dec. 9, 1998	.632 (36-57)
4. Centenary	Feb. 6, 2006	.627 (32-51)
5. IUPUI	Jan. 24, 2005	.622 (28-45)
6. UIC	Jan. 18, 1999	.618 (34-55)
7. UIC	Jan. 16, 1993	.606 (43-71)
8. at Western Illinois	Jan. 23, 1993	.603 (44-73)
9. at Youngstown State	Feb. 17, 1996	.596 (31-52)
at Wright State	Mar. 8, 2014	.596 (31-52)

3-Point Field Goals Made		
Opponent	Date	3FGM
1. Central Michigan	Dec. 8, 2004	17
Bowling Green	Dec. 21, 2018	17
Bradley	Feb. 4, 2021	17
4. UMKC	Feb. 28, 2005	15
vs. Detroit	Mar. 10, 2016	15
Drake	Feb. 8, 2019	15
at Southern Illinois	Feb. 27, 2021	15
8. 11 tied with		14
(M.R.: Evansville; Feb. 20, 2021)		

3-Point Field Goals Attempted		
Opponent	Date	3FGA
1. Drake	Feb. 8, 2019	44
2. Evansville	Feb. 20, 2021	43
3. at Wisconsin	Dec. 20, 2020	42
Evansville	Feb. 19, 2021	42
5. Wright State	Feb. 27, 1992	41
6. at Missouri State	Jan. 27, 2019	40
7. Bradley	Feb. 4, 2021	39
8. Bowling Green	Dec. 21, 2018	38
9. at Drake	Jan. 13, 2019	37
vs. Drake	March 15, 2019	37



Women's Basketball Record Book (updated through 2020-21 season)

Single Game - Team

3-Point Field Goal Percentage (minimum 10 attempts)

Opponent	Date	3FG% (FGM-FGA)
1. at Western Michigan	Dec. 19, 2012	.750 (9-12)
at Southern Illinois	Feb. 27, 2021	.750 (15-20)
3. vs. Kent State	Nov. 24, 1990	.700 (7-10)
4. vs. Oral Roberts	Mar. 8, 2003	.688 (11-16)
at Milwaukee	Feb. 26, 2011	.688 (11-16)
6. UMKC	Feb. 28, 2005	.682 (15-22)
7. at Miami	Nov. 21, 2017	.667 (8-12)
8. vs. Detroit	Mar. 10, 2016	.652 (15-23)
9. at Purdue	Nov. 12, 2007	.647 (11-17)
10. IUPUI	Jan. 23, 1999	.643 (9-14)
at Centenary	Jan. 3, 2005	.643 (9-14)

Free Throws Made

Opponent	Date	FTM
1. at Western Illinois	Jan. 5, 2002	42
2. IUPUI	Jan. 26, 2000	35
vs. Florida State	Nov. 29, 2008	35
4. Cleveland State	Jan. 25, 1991	34
Western Illinois	Jan. 6, 1994	34
Western Illinois	Jan. 25, 1997	34
Quinnipiac	Dec. 29, 2000	34
8. Akron	Jan. 27, 1991	32
Western Michigan	Dec. 1, 1992	32
10. at Tennessee State	Jan. 7, 1991	31
UMKC	Feb. 10, 2000	31

Free Throws Attempted

Opponent	Date	FTA
1. Akron	Jan. 27, 1991	47
at Western Illinois	Jan. 5, 2002	47
3. Quinnipiac	Dec. 29, 2000	45
4. Western Michigan	Dec. 1, 1992	44
5. Western Illinois	Jan. 25, 1997	43
vs. Niagara	Dec. 15, 2001	43
7. at Tennessee State	Jan. 7, 1991	42
Cleveland State	Jan. 25, 1991	42
UMKC	Feb. 10, 2000	42
vs. Florida State	Nov. 29, 2008	42

Free Throw Percentage (minimum 10 attempts)

Opponent	Date	FT% (FTM-FTA)
1. Oakland	Jan. 15, 2007	1.000 (10-10)
Milwaukee	Mar. 8, 2010	1.000 (10-10)
Butler	Dec. 13, 2013	1.000 (10-10)
Milwaukee	Jan. 7, 2017	1.000 (14-14)
at UNI	Feb. 2, 2020	1.000 (12-12)
at Drake	March 6, 2021	1.000 (12-12)
7. at St. Mary's (Ind.)	Feb. 20, 1985	.944 (17-18)
Evansville	Feb. 13, 1988	.944 (17-18)
Milwaukee	March 5, 2014	.944 (17-18)
Indiana State	Feb. 8, 2020	.944 (17-18)

Rebounds

Opponent	Date	Rebounds
1. at Chicago State	March 2, 1990	75
2. vs. Olivet	Dec. 27, 1985	72
3. at Carthage	Feb. 8, 1986	69
4. Chicago State	Feb. 3, 1992	68
5. DePauw	Jan. 12, 1985	65
Akron	Dec. 8, 1993	65
7. Northeastern Illinois	Jan. 8, 1987	64
7. at Austin Peay	Nov. 27, 1993	63
vs. Hillsdale	Dec. 3, 1983	63
Youngstown State	Feb. 29, 2000	63
10. vs. Duquesne	Nov. 23, 1990	62
vs. South Alabama	Dec. 4, 1993	62

Assists


Opponent	Date	Assists
1. Cleveland State	Jan. 24, 1992	35
2. Wright State	Feb. 9, 1993	34
3. Chicago State	Dec. 4, 1989	32
Chicago State	Feb. 3, 1992	32
5. Eastern Michigan	Dec. 21, 1992	30
6. Chicago State	Dec. 15, 1990	29
IUPUI	Jan. 21, 1997	29
8. Akron	Feb. 23, 1991	28
9. at Chicago State	Feb. 17, 1988	27
Marian (Ind.)	Feb. 27, 1988	27
Saint Louis	Jan. 13, 1992	27

Steals

Opponent	Date	Steals
1. at Saint Louis	Jan. 3, 1991	33
2. Eastern Michigan	Dec. 21, 1992	27
Aurora	Dec. 20, 1994	27
4. Wright State	Feb. 5, 1990	26
Xavier	Dec. 1, 1990	26
Chicago State	Dec. 15, 1990	26
7. at UIC	Jan. 8, 1992	25
8. Chicago State	Dec. 4, 1989	24
Northeastern Illinois	Jan. 7, 1995	24
10. Saint Louis	Jan. 13, 1992	23
Cleveland State	Jan. 21, 1994	23

Blocked Shots

Opponent	Date	Blocks
1. Cleveland State	Jan. 24, 1992	13
Northern Iowa	Dec. 12, 1992	13
3. IPFW	Feb. 12, 1983	11
Chicago State	Feb. 3, 1992	11
Western Illinois	Feb. 27, 1993	11
6. Butler	Nov. 28, 1989	10
Cleveland State	Jan. 11, 1990	10
Cleveland State	Feb. 21, 1991	10
Drake	March 9, 2018	10
10. 15 tied with		9
(M.R.: at UNI; Feb. 2, 2020)		



Women's Basketball Record Book (updated through 2020-21 season)

Single Season - Individual

Points		
Player	Year	Points
1. Debbie Bolen	1991-1992	638
2. Dani Franklin	2016-2017	559
3. Debbie Bolen	1992-1993	550
4. Michelle Russell	1993-1994	506
5. Dani Franklin	2017-2018	485
6. Tabitha Gerardot	2012-2013	481
7. Debbie Bolen	1990-1991	469
8. Sarrah Stricklett	1997-1998	458
9. Stephanie Greer	1990-1991	456
10. Lyn Swanson	1985-1986	443

Free Throws Made		
Player	Year	FTM
1. Debbie Bolen	1991-1992	182
2. Debbie Bolen	1990-1991	157
3. Sarrah Stricklett	1997-1998	152
4. Sarrah Stricklett	1996-1997	125
5. Sarrah Stricklett	1999-2000	124
6. Debbie Bolen	1992-1993	117
7. Betsy Rietema	2005-2006	113
8. Stephanie Greer	1990-1991	109
8. Betsy Rietema	2006-2007	109
Addison Stoller	2018-2019	109

Rebounds		
Player	Year	Reb.
1. Deb Lahti	1983-1984	323
2. Tabitha Gerardot	2012-2013	284
3. Ashley Varner	2011-2012	279
4. Carie Wickham	1997-1998	269
5. Tamra Braun	2006-2007	266
6. Carole Pollitz	1982-1983	250
Jasmyn Walker	2014-2015	250
8. Jasmyn Walker	2015-2016	249
9. Deb Lahti	1982-1983	248
10. Marlous Nieuwveen	2001-2002	244

Points Per Game (min. 75% of team's games)		
Player	Year	PPG
1. Debbie Bolen	1991-1992	22.0
2. Debbie Bolen	1992-1993	20.4
3. Lyn Swanson	1985-1986	19.3
4. Michelle Russell	1993-1994	18.7
5. Dani Franklin	2016-2017	18.0
6. Deb Lahti	1983-1984	17.5
7. Deb Lahti	1982-1983	16.4
8. Sarrah Stricklett	1997-1998	15.8
9. Lyn Swanson	1984-1985	15.6
Debbie Bolen	1990-1991	15.6
Dani Franklin	2017-2018	15.6

Free Throws Attempted		
Player	Year	FTA
1. Debbie Bolen	1991-1992	239
2. Debbie Bolen	1990-1991	218
3. Sarrah Stricklett	1997-1998	199
4. Sarrah Stricklett	1999-2000	182
5. Sarrah Stricklett	1996-1997	177
6. Debbie Bolen	1992-1993	172
7. Addison Stoller	2018-2019	156
8. Betsy Rietema	2005-2006	155
9. Betsy Rietema	2006-2007	149
10. Jody Romohr	1986-1987	145

Rebounds Per Game (min. 75% of team's games)		
Player	Year	RPG
1. Deb Lahti	1983-1984	14.0
2. Carole Pollitz	1982-1983	10.9
3. Deb Lahti	1982-1983	10.8
4. Carie Wickham	1997-1998	9.3
5. Tabitha Gerardot	2012-2013	9.2
6. Ashley Varner	2011-2012	9.0
7. Tamra Braun	2006-2007	8.6
8. Denise Dunbar	1985-1986	8.5
9. Cheryl Wilbrandt	1992-1993	8.3
Tamra Braun	2005-2006	8.3
Jasmyn Walker	2015-2016	8.3

Field Goals Made		
Player	Year	FGM
1. Debbie Bolen	1991-1992	224
2. Debbie Bolen	1992-1993	208
3. Lyn Swanson	1985-1986	199
Dani Franklin	2016-2017	199
5. Tabitha Gerardot	2012-2013	182
6. Dani Franklin	2017-2018	177
7. Stephanie Greer	1990-1991	173
8. Michelle Russell	1993-1994	171
9. Deb Lahti	1983-1984	165
Marlous Nieuwveen	2001-2002	165

Three-Point Field Goals Made		
Player	Year	3FGM
1. Lynda Kukla	1991-1992	101
2. Lynda Kukla	1990-1991	91
3. Carrie Myers	2006-2007	85
4. Carrie Myers	2005-2006	76
5. Meredith Hamlet	2015-2016	69
6. Lynda Kukla	1989-1990	68
Suzie Hammel	2003-2004	68
Aimee Litka	2007-2008	68
Betsy Adams	2010-2011	68
10. Aimee Litka	2008-2009	66

Assists		
Player	Year	Asst.
1. Debbie Bolen	1992-1993	187
2. Debbie Bolen	1990-1991	184
3. Mo Drabicki	1997-1998	174
4. Debbie Bolen	1991-1992	166
5. Lisa Diefenthaler	1994-1995	150
6. Lisa Winter	1999-2000	143
7. Hannah Schaub	2016-2017	134
8. Katie Boone	2001-2002	130
9. Jessica Carr	2014-2015	128
10. Shay Frederick	2019-2020	126

Field Goals Attempted		
Player	Year	FGA
1. Debbie Bolen	1991-1992	497
2. Dani Franklin	2017-2018	472
3. Michelle Russell	1993-1994	466
4. Dani Franklin	2016-2017	444
5. Debbie Bolen	1992-1993	439
6. Lyn Swanson	1985-1986	432
7. Aimee Forsman	1991-1992	391
8. Tabitha Gerardot	2012-2013	384
9. Jeanette Gray	2001-2002	382
10. Debbie Bolen	1990-1991	379

Three-Point Field Goals Attempted		
Player	Year	3FGA
1. Lynda Kukla	1991-1992	275
2. Lynda Kukla	1990-1991	248
3. Lynda Kukla	1989-1990	216
4. Michelle Russell	1993-1994	205
Carrie Myers	2006-2007	205
6. Betsy Adams	2010-2011	195
7. Suzie Hammel	2003-2004	189
Carrie Myers	2005-2006	189
9. Betsy Adams	2009-2010	181
10. Meredith Hamlet	2015-2016	179

Steals		
Player	Year	Stl.
1. Stephanie Greer	1990-1991	109
2. Debbie Bolen	1990-1991	97
3. Debbie Bolen	1992-1993	89
4. Stephanie Greer	1989-1990	84
5. Laura Richards	2011-2012	83
6. Shari Toelke	1992-1993	80
7. Debbie Bolen	1991-1992	79
Shari Toelke	1993-1994	79
9. Mo Drabicki	1997-1998	72
Jeanette Gray	2001-2002	72
Carie Weinman	2020-2021	72



Women's Basketball Record Book (updated through 2020-21 season)

Single Season - Individual

Blocked Shots

Player	Year	Blk.
1. Michelle Mader	1991-1992	110
2. Amber Lindfors	2015-2016	71
3. Amber Lindfors	2016-2017	70
4. Tamra Braun	2004-2005	67
5. Tamra Braun	2006-2007	49
6. Deb Lahti	1983-1984	46
7. Tamra Braun	2005-2006	45
8. Marlous Nieuwveen	2001-2002	43
9. Deb Lahti	1982-1983	40
10. Caitlin Morrison	2017-2018	39

Field Goal Percentage (min. 100 attempts)


Player	Year	FGM-FGA	FG%
1. Sarrah Stricklett	1997-1998	153-255	.600
2. Carrie Forsman	1992-1993	117-204	.574
3. Tamra Braun	2006-2007	113-198	.571
4. Sarrah Stricklett	1999-2000	107-189	.566
5. Sarrah Stricklett	1996-1997	126-224	.563
6. Lauren Kenney	2009-2010	136-245	.555
7. Lauren Kenney	2008-2009	98-180	.544
8. Marlous Nieuwveen	2001-2002	165-304	.543
9. Tamra Braun	2005-2006	141-262	.538
10. Sarrah Stricklett	1998-1999	116-216	.537
Tamra Braun	2003-2004	73-136	.537

Free Throw Percentage (min. 75 attempts)

Player	Year	FTM-FTA	FT%
1. Grace Hales	2019-2020	73-82	.890
2. Agnieszka Kulaga	2008-2009	70-79	.886
3. Dani Franklin	2017-2018	85-98	.867
4. Grace Hales	2018-2019	73-85	.859
5. Dani Franklin	2016-2017	97-113	.858
6. Mo Drabicki	1997-1998	74-87	.851
7. Agnieszka Kulaga	2007-2008	99-117	.846
8. Aimee Litka	2007-2008	70-83	.843
9. Charae Richardson	2012-2013	74-88	.841
10. Launa Hochstetler	2008-2009	94-112	.839

Three-Point Field Goal Percentage (min. 75 attempts)

Player	Year	FGM-FGA	3FG%
1. Sarah Lenschow	1997-1998	56-106	.528
2. Jamie Gutowski	2005-2006	47-101	.465
3. Sarah Lenschow	1996-1997	41-94	.436
4. Grace Hales	2019-2020	56-129	.434
5. Dani Franklin	2014-2015	39-90	.433
6. Dani Franklin	2016-2017	64-149	.430
7. Michelle Russell	1992-1993	48-113	.425
8. Sarah Lenschow	1998-1999	51-123	.415
Carrie Myers	2006-2007	85-205	.415
10. Carrie Myers	2005-2006	76-189	.402



Women's Basketball Record Book (updated through 2020-21 season)

Single Season - Team

Scoring Average	
Year	PPG
1. 1990-1991	91.4
2. 1992-1993	91.4
3. 1991-1992	88.6
4. 1993-1994	82.2
5. 1989-1990	75.7
6. 1997-1998	74.3
7. 1996-1997	73.5
8. 1994-1995	72.9
9. 1982-1983	70.6
10. 1995-1996	69.3

Free Throws Made	
Year	FTM
1. 1990-1991	621
2. 1997-1998	546
3. 1999-2000	531
4. 1993-1994	490
5. 1998-1999	465
6. 1991-1992	459
7. 2017-2018	456
8. 1989-1990	451
9. 1992-1993	438
10. 2019-2020	434

3-Pt. Field Goals Attempted	
Year	3FGA
1. 2018-2019	837
2. 2019-2020	729
3. 2020-2021	719
4. 1991-1992	676
5. 2015-2016	664
6. 2010-2011	645
7. 2007-2008	631
8. 2016-2017	624
9. 2017-2018	603
10. 2001-2002	588

Steals	
Year	Stl.
1. 1990-1991	440
2. 1989-1990	378
3. 1991-1992	375
4. 1992-1993	349
5. 1993-1994	343
6. 2001-2002	330
7. 1988-1989	312
8. 2019-2020	300
9. 1997-1998	296
10. 2002-2003	292

Field Goals Made	
Year	FGM
1. 1990-1991	979
2. 1991-1992	943
3. 1992-1993	927
4. 1989-1990	819
5. 1993-1994	806
6. 2001-2002	786
7. 2013-2014	737
8. 1994-1995	730
9. 1985-1986	719
10. 2003-2004	718

Free Throw Attempts	
Year	FTA
1. 1990-1991	865
2. 1999-2000	762
3. 1997-1998	740
4. 1993-1994	735
5. 1989-1990	683
6. 1992-1993	659
7. 1991-1992	652
8. 2001-2002	640
9. 1998-1999	632
10. 2017-2018	600

3-Pt. Field Goal Percentage	
Year	3FG%
1. 2006-2007	.374
2. 1997-1998	.371
3. 2005-2006	.366
4. 2008-2009	.365
5. 1998-1999	.361
6. 2007-2008	.355
7. 2004-2005	.349
8. 1987-1988	.348
9. 2003-2004	.347
10. 1996-1997	.343
2019-2020	.343

Blocked Shots	
Year	Blk.
1. 1991-1992	188
2. 2015-2016	165
3. 1989-1990	134
4. 2016-2017	131
5. 2017-2018	112
6. 1988-1989	109
7. 1990-1991	103
8. 2001-2002	98
9. 1992-1993	97
10. 2019-2020	96

Field Goals Attempted	
Year	FGA
1. 1990-1991	2,374
2. 1991-1992	2,323
3. 1992-1993	2,092
4. 1993-1994	1,982
5. 1989-1990	1,972
6. 2001-2002	1,857
7. 2014-2015	1,830
8. 1985-1986	1,828
9. 1988-1989	1,972
10. 2017-2018	1,816

Free Throw Percentage	
Year	FT%
1. 2019-2020	.792
2. 2013-2014	.776
3. 2017-2018	.760
4. 2007-2008	.753
5. 2016-2017	.749
6. 1987-1988	.748
7. 1997-1998	.738
8. 2008-2009	.737
9. 1998-1999	.736
10. 2006-2007	.734
2012-2013	.734

Rebounds	
Year	Reb.
1. 1990-1991	1,444
2. 1991-1992	1,427
3. 1993-1994	1,251
4. 2012-2013	1,240
5. 1989-1990	1,239
6. 1992-1993	1,236
7. 2014-2015	1,231
8. 2016-2017	1,219
9. 2001-2002	1,216
10. 2017-2018	1,197

Wins	
Year	Wins
1. 2001-2002	26
2. 1997-1998	22
3. 1991-1992	20
2003-2004	20
2006-2007	20
6. 1998-1999	18
1999-2000	18
2002-2003	18
2004-2005	18
10. 2019-2020	17

Field Goal Percentage	
Year	FG%
1. 1994-1995	.451
2. 1996-1997	.448
3. 1992-1993	.443
4. 1997-1998	.439
1998-1999	.439
6. 1995-1996	.438
7. 2013-2014	.433
8. 1999-2000	.429
9. 2000-2001	.424
10. 2001-2002	.423

3-Pt. Field Goals Made	
Year	3FGM
1. 2018-2019	276
2. 2019-2020	250
3. 2020-2021	226
4. 1991-1992	224
2007-2008	224
6. 2010-2011	214
7. 2015-2016	213
8. 2006-2007	210
9. 2008-2009	198
10. 2001-2002	194

Assists	
Year	Ast.
1. 1991-1992	539
2. 1990-1991	520
3. 2001-2002	495
4. 1989-1990	494
1992-1993	494
6. 1997-1998	471
7. 1994-1995	457
8. 1995-1996	452
9. 1999-2000	446
10. 1996-1997	444
1998-1999	444



Women's Basketball Record Book (updated through 2020-21 season)

Career Leaders

Games Played		
Player	Years	GP
1. Kathryn Knoester	2000-2004	125
2. Meredith Hamlet	2015-2019	123
Grace Hales	2016-2020	123
4. Jeanette Gray	1999-2003	122
5. Dani Franklin	2014-2018	121
6. Amber Schober	1998-2002	120
Lauren Bechtold	2002-2006	120
Tamra Braun	2003-2007	120
9. Launa Hochstetler	2005-2009	118
10. Carie Wickham	1996-2001	117
Marlous Nieuwveen	1998-2002	117

Field Goals Made		
Player	Years	FGM
1. Debbie Bolen	1989-1993	718
2. Dani Franklin	2014-2018	639
3. Jeanette Gray	1999-2003	595
4. Sarrah Stricklett	1996-2000	502
5. Stephanie Greer	1987-1991	493
6. Marlous Nieuwveen	1998-2002	492
7. Amber Schober	1998-2002	471
8. Aimee Forsman	1988-1992	463
9. Tabitha Gerardot	2010-2013	453
10. Betsy Rietema	2003-2007	451

Three-Point Field Goals Made		
Player	Years	3FGM
1. Lynda Kukla	1988-1992	264
2. Suzie Hammel	2000-2004	236
3. Carrie Myers	2003-2007	215
4. Meredith Hamlet	2015-2019	211
5. Dani Franklin	2014-2018	183
6. Sarah Lenschow	1996-2000	171
Aimee Litka	2005-2009	171
8. Grace Hales	2016-2020	167
9. Jamie Gutowski	2002-2006	151
10. Betsy Adams	2008-2012	146

Points		
Player	Years	Points
1. Debbie Bolen	1989-1993	2,008
2. Dani Franklin	2014-2018	1,721
3. Sarrah Stricklett	1996-2000	1,498
4. Jeanette Gray	1999-2003	1,460
5. Meredith Hamlet	2015-2019	1,350
6. Betsy Rietema	2003-2007	1,276
7. Amber Schober	1998-2002	1,273
8. Stephanie Greer	1987-1991	1,224
9. Marlous Nieuwveen	1998-2002	1,217
Tabitha Gerardot	2010-2013	1,217
11. Aimee Forsman	1988-1992	1,195
12. Grace Hales	2016-2020	1,123
13. Tamra Braun	2003-2007	1,096
14. Lynda Kukla	1988-1992	1,081
15. Suzie Hammel	2000-2004	1,077
16. Carrie Forsman	1992-1996	1,015
17. Shari Toelke	1990-1994	992
18. Cheryl Wilbrandt	1989-1993	978
19. Agnieszka Kulaga	2005-2009	971
20. Aimee Litka	2005-2009	944

Field Goals Attempted		
Player	Years	FGA
1. Debbie Bolen	1989-1993	1,590
2. Dani Franklin	2014-2018	1,489
3. Jeanette Gray	1999-2003	1,351
4. Aimee Forsman	1988-1992	1,201
5. Meredith Hamlet	2015-2019	1,181
6. Betsy Rietema	2003-2007	1,158
7. Stephanie Greer	1987-1991	1,124
8. Lynda Kukla	1988-1991	1,030
9. Tabitha Gerardot	2010-2013	1,022
10. Suzie Hammel	2000-2004	1,005

Three-Point Field Goals Attempted		
Player	Years	3FGA
1. Lynda Kukla	1988-1992	755
2. Suzie Hammel	2000-2004	673
3. Meredith Hamlet	2015-2019	623
4. Carrie Myers	2003-2007	538
5. Dani Franklin	2014-2018	503
6. Aimee Litka	2005-2009	471
7. Grace Hales	2016-2020	439
8. Kathryn Knoester	2000-2004	438
9. Betsy Adams	2008-2012	423
10. Heidi Diefenthaler	1992-1996	419
Jamie Gutowski	2002-2006	419

Points Per Game (min. 50 games)		
Player	Years	PPG
1. Debbie Bolen	1989-1993	18.4
2. Dani Franklin	2014-2018	14.2
3. Sarrah Stricklett	1996-2000	13.1
Tabitha Gerardot	2010-2013	13.1
5. Michelle Russell	1991-1994	12.3
6. Jeanette Gray	1999-2003	12.0
Carie Weinman	2019-pres.	12.0
8. Lauren Kenney	2008-2010	11.7
9. Sarah Schmoyer	1992-1996	11.2
10. Jasmyn Walker	2014-2016	11.1

Free Throws Made		
Player	Years	FTM
1. Debbie Bolen	1989-1993	543
2. Sarrah Stricklett	1996-2000	494
3. Betsy Rietema	2003-2007	341
4. Amber Schober	1998-2002	277
5. Paige Freeman	1985-1989	272
6. Dani Franklin	2014-2018	260
7. Meredith Hamlet	2015-2019	245
8. Tabitha Gerardot	2010-2013	248
9. Grace Hales	2016-2020	238
10. Addison Stoller	2016-2020	235

Rebounds		
Player	Years	Reb.
1. Tamra Braun	2003-2007	870
2. Sarrah Stricklett	1996-2000	772
3. Jeanette Gray	1999-2003	766
4. Tabitha Gerardot	2010-2013	723
5. Dani Franklin	2014-2018	713
6. Amber Schober	1998-2002	703
7. Aimee Forsman	1988-1992	676
8. Cheryl Wilbrandt	1989-1993	663
9. Marlous Nieuwveen	1998-2002	657
10. Debbie Bolen	1989-1993	655
11. Carie Wickham	1996-2001	642
12. Ashley Varner	2007-2012	595
13. Betsy Rietema	2003-2007	594
14. Deb Lahti	1982-1984	571
Carrie Forsman	1992-1996	571
16. Jill Otto	1985-1989	537
17. Gina Lange	2009-2013	522
18. Katie Boone	2001-2005	500
19. Jasmyn Walker	2014-2016	499
20. Denise Dunbar	1982-1986	495

Free Throws Attempted		
Player	Years	FTA
1. Debbie Bolen	1989-1993	759
2. Sarrah Stricklett	1996-2000	687
3. Betsy Rietema	2003-2007	480
4. Amber Schober	1998-2002	403
5. Paige Freeman	1985-1989	362
6. Jeanette Gray	1999-2003	357
7. Marlous Nieuwveen	1998-2002	345
8. Katie Boone	2001-2005	330
9. Stephanie Greer	1987-1991	327
Shantil Robinson	1995-2000	327
Tabitha Gerardot	2010-2013	327



Women's Basketball Record Book (updated through 2020-21 season)

Career Leaders

Rebounds Per Game (min. 50 games)

Player	Year	RPG
1. Tabitha Gerardot	2010-2013	8.5
2. Jasmyn Walker	2014-2016	8.2
3. Tamra Braun	2003-2007	7.3
4. Sarrah Stricklett	1996-2000	6.8
5. Sharon Karungi	2013-2015	6.4
6. Jeanette Gray	1999-2003	6.3
7. Debbie Bolen	1989-1993	6.0
8. Aimee Forsman	1988-1992	5.9
Amber Schober	1998-2001	5.9
Lauren Kenney	2008-2010	5.9
Dani Franklin	2014-2018	5.9

Blocked Shots

Player	Years	Blk.
1. Tamra Braun	2003-2007	192
2. Michelle Mader	1988-1992	166
3. Amber Lindfors	2015-2017	141
4. Caitlin Morrison	2016-pres.	107
5. Debbie Bolen	1989-1993	98
6. Deb Lahti	1982-1984	86
7. Marlous Nieuwveen	1998-2002	81
8. Darcie Miller	1992-1996	80
9. Robyn Lippert	1987-1991	73
10. Dani Franklin	2014-2017	70

Field Goal Percentage (min. 500 attempts)

Player	Years	Ast.	Player	Years	FGM-FGA	FG%
1. Debbie Bolen	1989-1993	651	1. Sarrah Stricklett	1996-2000	502-884	.568
2. Katie Boone	2001-2005	448	2. Tamra Braun	2003-2007	326-623	.535
3. Maureen Drabicki	1994-1998	424	3. Carrie Forsman	1992-1996	416-796	.523
4. Laura Richards	2009-2013	392	4. Marlous Nieuwveen	1998-2002	492-948	.519
5. Launa Hochstetler	2005-2009	369	5. Amber Schober	1998-2002	471-932	.505
6. Lisa Diefenthaler	1992-1996	367	6. Darcie Miller	1992-1996	302-633	.477
7. Shay Frederick	2018-pres.	349	7. Carie Wickham	1996-2001	245-521	.470
8. Shari Toelke	1990-1994	340	8. <i>Lauren Kenney</i>	<i>2008-2010</i>	<i>234-425</i>	<i>.551*</i>
9. Jessica Carr	2011-2015	314	9. Cheryl Wilbrandt	1989-1993	375-821	.457
10. Hannah Schaub	2015-2019	289	10. Lyn Swanson	1984-1986	354-777	.456

* - fails to meet minimum, but would rank eighth when given minimum 500 attempts

Free Throw Percentage (min. 225 attempts)

Player	Years	FTM-FTA	FT%
1. Dani Franklin	2014-2017	260-299	.870
2. Grace Hales	2016-2020	238-277	.859
3. Launa Hochstetler	2005-2009	217-259	.838
4. Agnieszka Kulaga	2005-2009	211-252	.837
5. Mo Drabicki	1994-1998	205-247	.830
6. Shay Frederick	2018-pres.	198-251	.787
7. Meredith Hamlet	2015-2019	249-325	.766
8. Tabitha Gerardot	2010-2013	248-327	.758
9. Paige Freeman	1985-1989	272-362	.751
Linda Batz	1987-1990	178-237	.751

Three-Point Field Goal Percentage

(min. 150 attempts)

Player	Years	3FGM-3FGA	3FG%
1. Sarah Lenschow	1996-2000	171-386	.443
2. Carrie Myers	2003-2007	215-538	.400
3. Grace Hales	2016-2020	167-439	.380
4. Sarah Ott	2005-2008	57-152	.375
5. Katie Boone	2001-2005	66-177	.373
6. Dani Franklin	2014-2017	183-503	.364
7. Aimee Litka	2005-2009	171-471	.363
8. Jamie Gutowski	2002-2006	151-419	.360
9. Megan Newcomer	1996-2000	145-405	.358
10. Launa Hochstetler	2005-2009	97-275	.353
Shay Frederick	2018-pres.	143-405	.353

Assists

Player	Years	Ast.
1. Debbie Bolen	1989-1993	651
2. Katie Boone	2001-2005	448
3. Maureen Drabicki	1994-1998	424
4. Laura Richards	2009-2013	392
5. Launa Hochstetler	2005-2009	369
6. Lisa Diefenthaler	1992-1996	367
7. Shay Frederick	2018-pres.	349
8. Shari Toelke	1990-1994	340
9. Jessica Carr	2011-2015	314
10. Hannah Schaub	2015-2019	289
11. Lauren Bechtold	2002-2006	287
12. Suzie Hammel	2000-2004	278
13. Lisa Winter	1998-2000	264
14. Meredith Hamlet	2015-2019	260
15. Kathryn Knoester	2000-2004	257
16. Agnieszka Kulaga	2005-2009	256
17. Megan Newcomer	1996-2000	247
18. Lexi Miller	2012-2016	246
19. Jeanette Gray	1999-2003	238
20. Lina Mascarenas	1988-1992	228
Betsy Rietema	2003-2007	228

Steals

Player	Years	Stl.
1. Debbie Bolen	1989-1993	311
2. Stephanie Greer	1987-1991	286
3. Shari Toelke	1990-1994	235
4. Laura Richards	2009-2013	202
5. Jeanette Gray	1999-2003	200
6. Katie Boone	2001-2005	186
7. Maureen Drabicki	1994-1998	181
8. Kathryn Knoester	2000-2004	169
Betsy Rietema	2003-2007	169
10. Lynda Kukla	1988-1992	167
Suzie Hammel	2000-2004	167



Women's Basketball Record Book (updated through 2020-21 season)

Coaching Records


Coaching History			
Coach	Years	W-L	Pct.
Ruth Brown	1971-1978	17-53 *	.243
Sandy Harms	1978-1979, 1980-1983	36-45	.444
Wendy Miller	1979-1980	8-11	.421
Dick Briars	1983-1987	42-55	.433
Dave Wolter	1987-1994	90-107	.457
Keith Freeman	1994-2012	286-247	.537
Tracey Dorow	2012-2018	56-129	.303
Mary Evans	2018-pres.	37-49	.430

Seasons Coached		
Coach	Years	Seasons
1. Keith Freeman	1994-2012	18
2. Ruth Brown	1971-1978	7
	Dave Wolter	7
4. Tracey Dorow	2012-2018	6
5. Sandy Harms	1978-1979, 1980-1983	4
	Dick Briars	4

Games Coached		
Coach	Years	Games
1. Keith Freeman	1994-2012	533
2. Dave Wolter	1987-1994	197
3. Tracey Dorow	2012-2018	185
4. Dick Briars	1983-1987	97
5. Mary Evans	2018-pres.	86

Wins		
Coach	Years	Wins
1. Keith Freeman	1994-2012	286
2. Dave Wolter	1987-1994	90
3. Tracey Dorow	2012-2018	56
4. Dick Briars	1983-1987	42
5. Mary Evans	2018-pres.	37

Winning Percentage		
Coach	Years	Pct.
1. Keith Freeman	1994-2012	.537
2. Dave Wolter	1987-1994	.457
3. Sandy Harms	1978-1979, 1980-1983	.444
4. Dick Briars	1983-1987	.433
5. Mary Evans	2018-pres.	.430



Women's Basketball Record Book (updated through 2020-21 season)

Annual Statistical Champions


Season	Points	Rebounds	Assists	Steals
			No Records Prior to 1982-1983	
1982-1983	Deb Lahti-377	Carole Pollitz-250	Sally Petersen-64	Sheila Kalas-33
1983-1984	Deb Lahti-403	Deb Lahti-323	Sheila Kalas-83	Deb Lahti-42
1984-1985	Linda Amburgey-164	Denise Dunbar-146	Dede Holt-91	Dede Holt-40
1985-1986	Denise Dunbar-261	Denise Dunbar-221	Tracy Saller-89	Lyn Swanson-33
1986-1987	Jill Otto-374	Jill Otto-195	Tracy Saller-105	Jody Romohr-46
1987-1988	Paige Freeman-284	Linda Batz-148	Wendy Smith-93	Wendy Smith-48
1988-1989	Stephanie Greer-242	Aimee Forsman-130	Amy Cole-87	Stephanie Greer-50
1989-1990	Debbie Bolen-351	Linda Batz-188	Debbie Bolen-114	Stephanie Greer-84
1990-1991	Debbie Bolen-469	Aimee Forsman-233	Debbie Bolen-184	Stephanie Greer-109
1991-1992	Debbie Bolen-638	Debbie Bolen-192	Debbie Bolen-166	Debbie Bolen-79
1992-1993	Debbie Bolen-550	Cheryl Wilbrandt-224	Debbie Bolen-187	Debbie Bolen-89
1993-1994	Michelle Russell-506	Nickie Sparks-193	Shari Toelke-99	Shari Toelke-79
1994-1995	Sarah Schmoyer-342	Sarah Schmoyer-147	Lisa Diefenthaler-150	Lisa Diefenthaler-62
1995-1996	Darcie Miller-321	Carrie Forsman-158	Lisa Diefenthaler-113	Michelle Schultz-43
1996-1997	Sarrah Stricklett-377	Sarrah Stricklett-175	Mo Drabicki-116	Mo Drabicki-48
1997-1998	Sarrah Stricklett-458	Carie Wickham-269	Mo Drabicki-174	Mo Drabicki-72
1998-1999	Sarrah Stricklett-325	Sarrah Stricklett-203	Lisa Winter-121	Lisa Winter-47
1999-2000	Sarrah Stricklett-338	Sarrah Stricklett-205	Lisa Winter-143	Lisa Winter-38
2000-2001	Marlous Nieuwveen-411	Marlous Nieuwveen-209	Suzie Hammel-99	Jeanette Gray-50
2001-2002	Jeanette Gray-417	Marlous Nieuwveen-244	Katie Boone-130	Jeanette Gray-72
2002-2003	Jeanette Gray-351	Jeanette Gray-229	Katie Boone-105	Katie Boone-54
2003-2004	Suzie Hammel-306	Tamra Braun-156	Katie Boone-124	Suzie Hammel-61
2004-2005	Tamra Braun-283	Tamra Braun-206	Lauren Bechtold-93	Betsy Rietema-37
2005-2006	Betsy Rietema-376	Tamra Braun-242	Lauren Bechtold-82	Betsy Rietema-47
2006-2007	Betsy Rietema-421	Tamra Braun-266	Betsy Rietema-77	Betsy Rietema-57
2007-2008	Agnieszka Kulaga-437	Agnieszka Kulaga-155	Launa Hochstetler-113	Agnieszka Kulaga-58
2008-2009	Aimee Litka-343	Lauren Kenney-145	Launa Hochstetler-144	Launa Hochstetler-47
2009-2010	Lauren Kenney-349	Kelly Watts-171	Laura Richards-87	Laura Richards-38
2010-2011	Betsy Adams-390	Tabitha Gerardot-229	Skyler Gick/Laura Richards-94	Laura Richards-35
2011-2012	Tabitha Gerardot-403	Ashley Varner-279	Laura Richards-107	Laura Richards-83
2012-2013	Tabitha Gerardot-481	Tabitha Gerardot-284	Laura Richards-104	Laura Richards-46
2013-2014	Sharon Karungi-340	Sharon Karungi-229	Jessica Carr-128	Charae Richardson-43
2014-2015	Dani Franklin-365	Jasmyn Walker-250	Jessica Carr-128	Jessica Carr-25
2015-2016	Jasmyn Walker-377	Jasmyn Walker-249	Hannah Schaub-101	Hannah Schaub-32
2016-2017	Dani Franklin-559	Dani Franklin-242	Hannah Schaub-134	Dani Franklin-35
2017-2018	Dani Franklin-485	Dani Franklin-211	Nicole Konieczny-95	Dani Franklin-38
2018-2019	Addison Stoller-408	Addison Stoller-210	Shay Frederick-106	Addison Stoller-67
2019-2020	Grace Hales-355	Addison Stoller-158	Shay Frederick-126	Carie Weinman-65
2020-2021	Shay Frederick-363	Grace White-130	Shay Frederick-117	Carie Weinman-72



Women's Basketball Record Book (updated through 2020-21 season)

Annual Statistical Champions

Season	FG% (min. 100 att.)	FT% (min. 40 att.)	3FG% (min. 40 att.)
		No Records Prior to 1983-1984	
1983-1984	Deb Lahti-.457	Dede Holt-.708	N/A
1984-1985	Lyn Swanson-.449	Lyn Swanson-.825	N/A
1985-1986	Lyn Swanson-.461	Denise Dunbar-.732	N/A
1986-1987	Jill Otto-.417	Jill Otto-.796	N/A
1987-1988	Sarah Backhus-.456	Linda Batz-.831	Wendy Smith-.262
1988-1989	Sarah Backhus-.460	Aimee Forsman-.750	Amy Cole-.260
1989-1990	Kari Knapp-.520	Linda Batz-.742	Amy Cole-.374
1990-1991	Cheryl Wilbrandt-.515	Stephanie Greer-.779	Lynda Kukla-.367
1991-1992	Michelle Mader-.480	Debbie Bolen-.762	Lynda Kukla-.367
1992-1993	Carrie Forsman-.574	Carrie Forsman-.732	Michelle Russell-.425
1993-1994	Darcie Miller-.513	Michelle Russell-.754	Michelle Russell-.278
1994-1995	Carrie Forsman-.526	Heidi Diefenthaler-.817	Heidi Diefenthaler-.364
1995-1996	Carrie Forsman-.502	Mo Drabicki-.839	Lisa Diefenthaler-.382
1996-1997	Sarra Stricklett-.563	Mo Drabicki-.820	Sarah Lenschow-.436
1997-1998	Sarra Stricklett-.600	Mo Drabicki-.851	Sarah Lenschow-.528
1998-1999	Sarra Stricklett-.537	Amber Schober-.823	Sarah Lenschow-.415
1999-2000	Sarra Stricklett-.566	Jill Campbell-.758	Sarah Lenschow-.365
2000-2001	Amber Schober-.528	Suzie Hammel-.766	Suzie Hammel-.331
2001-2002	Marlous Nieuwveen-.543	Katie Boone-.713	Amber Schober-.429
2002-2003	Jeanette Gray-.435	Jamie Gutowski-.800	Katie Boone-.364
2003-2004	Tamra Braun-.537	Jenna Stangler-.817	Katie Boone-.512
2004-2005	Tamra Braun-.498	Jenna Stangler-.836	Carrie Myers-.395
2005-2006	Tamra Braun-.538	Betsy Rietema-.729	Jamie Gutowski-.465
2006-2007	Tamra Braun-.571	Launa Hochstetler-.857	Betsy Rietema-.471
2007-2008	Agnieszka Kulaga-.435	Agnieszka Kulaga-.846	Leah Hochstetler-.473
2008-2009	Lauren Kenney-.544	Agnieszka Kulaga-.886	Launa Hochstetler-.374
2009-2010	Lauren Kenney-.555	Betsy Adams-.855	Betsy Adams-.354
2010-2011	Stefanie Lang-.456	Betsy Adams-.914	Ashley Timmerman-.380
2011-2012	Tabitha Gerardot-.448	Tabitha Gerardot-.778	Ashley Timmerman-.395
2012-2013	Gina Lange-.489	Charae Richardson-.841	Jessica Carr-.344
2013-2014	Sharon Karungi-.529	Abby Dean-.852	Liz Horton-.398
2014-2015	Dani Franklin-.473	Dani Franklin-.857	Dani Franklin-.433
2015-2016	Haylee Thompson-.519	Abby Dean-.759	Meredith Hamlet-.385
2016-2017	Amber Lindfors-.477	Dani Franklin-.858	Dani Franklin-.430
2017-2018	Bryce Blood-.476	Dani Franklin-.867	Grace Hales-.384
2018-2019	Addison Stoller-.430	Grace Hales-.859	Grace Hales-.377
2019-2020	Grace Hales-.487	Grace Hales-.890	Grace Hales-.434
2020-2021	Carie Weinman-.455	Carie Weinman-.781	Shay Frederick-.396



Women's Basketball Record Book (updated through 2020-21 season)

Postseason Records

Individual Game

Points

NCAA - 20, Jamie Gutowski, vs. Kansas State, Mar. 21, 2004
WNIT - 26, Marlous Nieuwveen, at Michigan, Mar. 13, 2002

Field Goals Made

NCAA - 6, Jamie Gutowski, vs. Kansas State, Mar. 21, 2004
WNIT - 9, Marlous Nieuwveen, at Michigan, Mar. 13, 2002

Field Goals Attempted

NCAA - 14, Jamie Gutowski, vs. Kansas State, Mar. 21, 2004
WNIT - 17, Jeanette Gray, Houston, Mar. 20, 2002
Kathryn Knoester, Houston, Mar. 20, 2002

Free Throws Made

NCAA - 5, Meredith Baugher, vs. Kansas State, Mar. 21, 2004
WNIT - 8, Marlous Nieuwveen, at Michigan, Mar. 13, 2002

Free Throws Attempted

NCAA - 7, Meredith Baugher, vs. Kansas State, Mar. 21, 2004
WNIT - 9, Jeanette Gray, at Ball State, Mar. 16, 2004

3-Point Field Goals Made

NCAA - 4, Jamie Gutowski, vs. Kansas State, Mar. 21, 2004
WNIT - 3, Jenna Stangler, at Ball State, Mar. 16, 2004

3-Point Field Goals Attempted

NCAA - 8, Jamie Gutowski, vs. Kansas State, Mar. 21, 2004
WNIT - 8, Kathryn Knoester, Houston, Mar. 20, 2002

Rebounds

NCAA - 10, Jenna Stangler, vs. Kansas State, Mar. 21, 2004
WNIT - 12, Katie Boone, at Michigan, Mar. 13, 2002

Assists

NCAA - 7, Katie Boone, vs. Kansas State, Mar. 21, 2004
WNIT - 7, Katie Boone, at Ball State, Mar. 16, 2002

Steals

NCAA - 3, Devin Reed, at Purdue, Mar. 22, 2003
WNIT - 8, Jeanette Gray, Houston, Mar. 20, 2002

Blocked Shots

NCAA - None
WNIT - 3, Marlous Nieuwveen, Houston, Mar. 20, 2002

Team Game

Points

NCAA - 63, vs. Kansas State, Mar. 21, 2004
WNIT - 77, at Ball State, Mar. 16, 2002

Field Goals Made

NCAA - 18, at Purdue, Mar. 22, 2003
18, vs. Kansas State, Mar. 21, 2004
WNIT - 28, at Ball State, Mar. 16, 2002

Field Goals Attempted

NCAA - 51, at Purdue, Mar. 22, 2003
51, vs. Kansas State, Mar. 21, 2004
WNIT - 65, Houston, Mar. 20, 2002

Field Goal Percentage

NCAA - .346, at Purdue, Mar. 22, 2003
.346, vs. Kansas State, Mar. 21, 2004
WNIT - .560, at Ball State, Mar. 16, 2002

Free Throws Made

NCAA - 20, vs. Kansas State, Mar. 21, 2004
WNIT - 15, at Ball State, Mar. 16, 2002

Free Throws Attempted

NCAA - 24, vs. Kansas State, Mar. 21, 2004
WNIT - 19, at Ball State, Mar. 16, 2002

Free Throw Percentage

NCAA - .833, vs. Kansas State, Mar. 21, 2004
WNIT - .789, at Ball State, Mar. 16, 2002

3-Point Field Goals Made

NCAA - 7, vs. Kansas State, Mar. 21, 2004
WNIT - 6, at Ball State, Mar. 16, 2002

3-Point Field Goals Attempted

NCAA - 16, vs. Kansas State, Mar. 21, 2004
WNIT - 18, Houston, Mar. 20, 2002

3-Point Field Goal Percentage

NCAA - .438, vs. Kansas State, Mar. 21, 2004
WNIT - .400, at Ball State, Mar. 16, 2002

Rebounds

NCAA - 36, at Purdue, Mar. 22, 2003
WNIT - 44, Houston, Mar. 20, 2002

Assists

NCAA - 12, vs. Kansas State, Mar. 22, 2003
WNIT - 19, at Ball State, Mar. 16, 2002

Steals

NCAA - 8, at Purdue, Mar. 22, 2003
WNIT - 18, Houston, Mar. 20, 2002

Blocked Shots

NCAA - None
WNIT - 4, Houston, Mar. 20, 2002