












# 2022 MID-SOUTH CONFERENCE CROSS-COUNTRY CHAMPIONSHIPS

Bowling Green, KY  
 Phil Moore Park  
 Mid-South Conference  
 11/4/2022

















**Meet Director:**  
 Eric Ward  
**Meet Referee:**  
 Patty Rouse  
**Timing:**  
 Slipstream Timing


<b>Race #1</b>	<b>FINAL RESULTS</b>
<b>MEN • 8 Kilometers (4.97 Miles)</b>	

## TEAM SCORING SUMMARY


























Final Standings	Score	Total
1  Shawnee State	41	2:15:00
2  Cumberlands	51	2:17:41
3  Cumberland (Tenn.)	74	2:17:04
4  Lindsey Wilson	119	2:22:00
5  Campbellsville	131	2:21:54
6  UT Southern	145	2:23:12
7  Freed-Hardeman	189	2:25:36
8  Bethel (Tenn.)	206	2:26:45
9  Georgetown (Ky.)	228	2:27:27
10  Thomas More	264	2:33:53
11  Pikeville	358	2:50:28

## INDIVIDUAL RESULTS

Athlete	Team	Score	Time
1 BOWERS, Jason	 Cumberland (Tenn.)	1	25:02.3
2 BOOTH, Cody	 Shawnee State	2	25:51.8
3 KAMMLER, Aiden	 Shawnee State	3	26:22.6
4 PHILLIPS, Jonah	 Shawnee State	4	26:50.5
5 MCCLELLAN, Noah	 Cumberlands	5	27:08.6
6 KIPLAGAT, Denis	 Cumberland (Tenn.)	6	27:09.5
7 SMITHSON, Lukas	 Campbellsville	7	27:15.2
8 MENGICH, Kevin	 Cumberlands	8	27:24.6
9 KORIR, Titus	 UT Southern	9	27:25.8
10 CROWE, DeShawn	 Cumberlands	10	27:28.8
11 BRADY, Dakota	 Campbellsville	11	27:31.5
12 WOODWARD, Kyle	 Cumberlands	12	27:38.2
13 KOGO, Alex	 Cumberland (Tenn.)	13	27:48.1
14 BOGGS, Logan	 Shawnee State	14	27:50.4
15 ANDREA, Matthew	 UT Southern	15	27:57.0
16 OVERHOLSER, James	 Cumberlands	16	28:00.4

Athlete	Team	Score	Time
17 KIGEN, Edwin	 Cumberland (Tenn.)	17	28:04.5
18 BLIZZARD, Mason	 Shawnee State	18	28:04.7
19 FOUSHEE, Nolan	 Lindsey Wilson	19	28:06.8
20 STEARNS, Justin	 Lindsey Wilson	20	28:08.4
21 TUCKER, Jordan	 Lindsey Wilson	21	28:16.2
22 SMITH, Landen	 Shawnee State	22	28:19.8
23 DEVOTO, Ariel	 Bethel (Tenn.)	23	28:22.6
24 LINCOLN, JJ	 UT Southern	24	28:23.1
25 SHAFFER, Austin	 Thomas More	25	28:33.4
26 RAY, Matthew	 Freed-Hardeman	26	28:38.9
27 BARKER, Andrew (AJ)	 Cumberlands	27	28:39.0
28 SCHONTER, Mike	 Lindsey Wilson	28	28:39.2
29 MANGRUM, Nathan	 Freed-Hardeman	29	28:40.2
30 SHUGERT, Makachi	 Shawnee State	30	28:46.3
31 CUMMINS, Nick	 Lindsey Wilson	31	28:48.7
32 BENNETT, Sam	 Campbellsville	32	28:48.9
33 KOECH, Benard	 Bethel (Tenn.)	33	28:49.0
34 CLARK, Nick	 Georgetown (Ky.)	34	28:49.6
35 SMITHSON, Myles	 Campbellsville	35	28:49.9
36 CLARK, Victor	 Lindsey Wilson	36	28:55.6
37 RHODEN, Ethan	 Cumberland (Tenn.)	37	28:59.0
38 MARSHALL, Kailan	 Shawnee State	--	28:59.4
39 FORBES, Joel	 Cumberland (Tenn.)	38	29:00.8
40 BERKEY, Cade	 Freed-Hardeman	39	29:01.8
41 GUTFREUND, Kyle	 Thomas More	40	29:03.3
42 KIPKEMBOI, Dennis	 Bethel (Tenn.)	41	29:07.5
43 FREEMAN, Luke	 Cumberland (Tenn.)	42	29:11.0
44 BROWN, Blake	 Freed-Hardeman	43	29:18.0
45 STAMPS, Raleigh	 UT Southern	44	29:22.2
46 CHILDRESS, Stetson	 Bethel (Tenn.)	45	29:24.8
47 HANSEN, Trevor	 Campbellsville	46	29:28.6
48 BAKER, Trevor	 Georgetown (Ky.)	47	29:31.7
49 TROXLER, Tre	 Georgetown (Ky.)	48	29:35.5
50 GATEWOOD, Wyatt	 Georgetown (Ky.)	49	29:39.6
51 MORRIS, Alex	 Shawnee State	--	29:43.6
52 PERKINS, Bradley	 Georgetown (Ky.)	50	29:50.7
53 ABEL, Marcus	 Lindsey Wilson	51	29:53.9
54 KIMES, Evan	 Freed-Hardeman	52	29:56.6
55 SHEPHERD, Zach	 UT Southern	53	30:03.6
56 MELCHIORE, Dillan	 Cumberlands	54	30:05.6
57 STEEN, Alex	 Campbellsville	55	30:10.1
58 WALTERS, Elijah	 Georgetown (Ky.)	56	30:10.8
59 WELCH, Carter	 Freed-Hardeman	57	30:13.2
60 FLANAGAN, Caleb	 Campbellsville	58	30:17.5
61 MALONE, Tyler	 UT Southern	59	30:18.3

Athlete	Team	Score	Time
62 BULLOCK, Logan	 Lindsey Wilson	--	30:26.4
63 HILL, Cody	 UT Southern	60	30:29.3
64 SCOTT, Bo	 Freed-Hardeman	61	30:33.8
65 MADDING, Isaac	 Georgetown (Ky.)	62	30:42.0
66 THERIOT, Jude	 Thomas More	63	30:44.7
67 GRAF, Benjamin	 Campbellsville	--	30:51.3
68 COOK, Cedric	 Bethel (Tenn.)	64	31:00.8
69 CAPPS, Krew	 UT Southern	--	31:03.6
70 KINSEY, Ben	 Georgetown (Ky.)	--	31:07.1
71 PEOPLES, Sam	 Georgetown (Ky.)	--	31:11.2
72 JOHNSON, Lonnell	 Cumberlands	--	31:12.8
73 BURTON, Luke	 Campbellsville	--	31:13.4
74 SKARSTEN, Nicholas	 Bethel (Tenn.)	65	31:35.9
75 WALLACE, Braden	 Bethel (Tenn.)	66	31:43.7
76 TAYLOR, Reese	 Campbellsville	--	31:46.8
77 PENNINGTON, Zach	 Cumberlands	--	32:01.9
78 IRVIN, Brandon	 Campbellsville	--	32:02.5
79 JOSEPH, Daniel	 Cumberlands	--	32:08.9
80 WARMAN, Carson	 Bethel (Tenn.)	--	32:13.7
81 LANTER, Nick	 Thomas More	67	32:24.2
82 GARCIA, Ethan	 Cumberland (Tenn.)	--	32:29.5
83 CUIN, Kevin	 Lindsey Wilson	--	32:33.3
84 BERKEY, Max	 Cumberland (Tenn.)	--	32:43.6
85 BOOHER, Harrison	 Georgetown (Ky.)	--	32:45.2
86 HOWELL, colin	 Pikeville	68	32:48.4
87 FLISPART, Nolan	 Campbellsville	--	32:51.4
88 MORRIS, Isaac	 Georgetown (Ky.)	--	32:55.6
89 HOUGE, Clay	 Cumberlands	--	32:57.4
90 SHARROCK, Zach	 Shawnee State	--	32:58.6
91 JENT, Brantly	 Bethel (Tenn.)	--	32:58.9
92 RAY, Tommy	 Thomas More	69	33:07.5
93 COMBS, Eli	 Freed-Hardeman	--	33:10.8
94 TANUI, Walter	 Cumberland (Tenn.)	--	33:12.9
95 HARZBECKER, Jacob	 Cumberland (Tenn.)	--	33:24.7
96 MCCOY, Niles	 Pikeville	70	33:37.1
97 BIRCHALL, Haven	 Thomas More	71	33:41.0
98 HARPER, Haden	 Pikeville	72	33:43.2
99 TUCKER, Aiden	 Campbellsville	--	33:43.3
100 MULLENHOUR, Mack	 Campbellsville	--	33:49.6
101 COWMAN, Jace	 Lindsey Wilson	--	33:58.3
102 SMITH, Micah	 UT Southern	--	34:06.6
103 LUCAS, ISON	 Pikeville	73	34:33.9
104 FLOWERS, Jared	 Shawnee State	--	34:51.6
105 FRANCIS, Noah	 Thomas More	74	35:01.1
106 GILBERT, David	 Thomas More	--	35:04.4

<b>Athlete</b>	<b>Team</b>	<b>Score</b>	<b>Time</b>
107 WATSON, cade	 Pikeville	75	35:45.2
108 MONROE, Jack	 Shawnee State	--	35:46.0
109 TUCKER, Alex	 Freed-Hardeman	--	36:42.5
110 NWACHUKWU, Brian	 Cumberlands	--	37:09.4
111 ROLEN, Michael	 Freed-Hardeman	--	38:53.0
112 RAMSEY, Syrus	 Pikeville	76	43:13.2
113 NEACE, Zachary	 Pikeville	77	43:44.1
ENGLAND, Jacob	 Freed-Hardeman	--	DNS
BROCK, Jamison	 Freed-Hardeman	--	DNS
WRIGHT, Alexander	 Thomas More	--	DNS
OWENS, Logan	 Thomas More	--	DNF
HOWARD, Noah	 Thomas More	--	DNS
KANGOGO, Alvin	 Cumberland (Tenn.)	--	DNS
SANCHEZ, Daniel	 UT Southern	--	DNS
PLOECKELMAN, Koen	 UT Southern	--	DNS
CORUM, Colby	 UT Southern	--	DNS
DEVORE, Brandon	 UT Southern	--	DNS
JOHNSON, Carson	 Cumberlands	--	DNS
GREER, Chris	 Cumberlands	--	DNS
AKERS, Logan	 Cumberlands	--	DNS
COX, Conner	 Bethel (Tenn.)	--	DNS
SCHAEFFER, Ian	 Shawnee State	--	DNS
EVORY, Philip	 Shawnee State	--	DNS
WETHINGTON, Hunter	 Lindsey Wilson	--	DNS
JEWELL, Zach	 Lindsey Wilson	--	DNS