



# 2015-16 BUCCANEERS MEN'S BASKETBALL GAME NOTEBOOK

## 2015-16 Schedule and Results

(2015-16 Season • All Times EST)

Date	Opponent	Time/Score
11/5	TUSCULUM <sup>^</sup> (SoCon video)	W, 109-77
11/14	AVERETT (SoCon video)	W, 107-59
11/17	GREEN BAY (ESPN2 24-hour event)	W, 103-90
11/20	at Villanova (Fox Sports)	L, 51-86
11/22	at Georgia Tech (ESPN3)	W, 69-68
11/24	at Charleston Southern (BSDN)	L, 76-77
11/28	UNC WILMINGTON (SoCon video)	L, 73-94
12/2	at Tennessee Tech (OVCDN)	L, 61-63
12/10	MILLIGAN (ESPN3)	W, 98-47
12/15	at UNC Asheville (BSDN)	L, 64-84
12/18	E. KENTUCKY (ESPN3)	W, 87-81
12/22	at Tennessee (SECN+)	L, 67-76
12/30	MOREHEAD STATE (ESPN3)	W, 75-72
1/2	at W. Carolina * (SoCon video)	W, 82-66
1/4	at N.C. Central	W, 72-68
1/9	UNCG * (ESPN3)	W, 86-83
1/11	VMI * (ESPN3)	W, 88-51
1/14	at Samford * (ESPN3)	W, 81-77
1/16	at Chattanooga * (SoCon video)	L, 84-94
1/21	MERCER * (ESPN3)	W, 65-63 (OT)
1/23	THE CITADEL * (ESPN3)	W, 101-92 (OT)
1/28	at Wofford * (SoCon video)	L, 73-87
1/30	at Furman * (ESPN3)	L, 70-74
2/4	at VMI * (ESPN3)	W, 71-60
2/6	at UNCG * (ESPN3)	W, 68-65
2/11	SAMFORD * (ESPN3)	W, 94-90 (OT)
2/13	CHATTANOOGA * (Fox Sports & ESPN3)	L, 68-76
2/15	W. CAROLINA * (ASN)	7 p.m.
2/18	at The Citadel * (ESPN3)	6 p.m.
2/20	at Mercer * (ESPN3)	4:30 p.m.
2/25	FURMAN * (ESPN3)	7 p.m.
2/27	WOFFORD * (ESPN3)	4 p.m.
3/4-7	SoCon Championships \$ (ESPN3)	TBA

Home games in **BOLD CAPS**

<sup>^</sup> Exhibition games; \* SoCon Conference game;

\$ SoCon Tournament in Asheville, N.C.

# ESPN 3

# SOCON DIGITAL NETWORK



## Watch the Bucs LIVE all season

This season, ETSU fans around the globe will have the opportunity to watch the Bucs play via Internet video streaming at both ESPN3 and the SoConDigitalNetwork.com. Check ETSUBucs.com to learn which outlet will be broadcasting the games throughout the year.



VS.



## The Buccaneers vs. Western Carolina

Feb. 15, 2016 -- Freedom Hall (Johnson City, Tenn.) -- 7 p.m. (EST)

Radio: Buc Sports Network -- Web: AmericanSportsNet.com -- TV: Fox American Sports Network

**ETSU** (2015-16 Record: 16-10 Overall, 9-4 SoCon)

Probable Starters (Note: 2015-16 statistics)

No.	Name	Pos.	Cl.	Ht.	Wt.	G/GS	PPG	RPG	APG	Min/G
0	T.J. Cromer	G	Jr.	6-3	190	26/26	15.4	3.4	3.0	31.8
1	Petey McClain	G	Sr.	6-0	185	26/21	2.7	2.3	2.7	20.2
3	Ge'Lawn Guyn	G	Sr.	6-2	185	25/25	17.9	4.0	1.8	32.0
10	Isaac Banks	F	Jr.	6-7	215	26/22	6.6	6.3	0.6	24.8
15	Lester Wilson	F	Sr.	6-4	215	25/8	6.6	2.8	0.5	16.0

### Reserve

2	Shemar Johnson	G	Fr.	6-6	180	N/A	N/A	N/A	N/A	N/A
5	Peter Jurkin	C	Jr.	7-0	230	26/5	5.0	3.0	0.0	11.3
11	Desonta Bradford	G	So.	6-4	185	26/0	6.2	2.4	1.5	17.7
* 12	Hanner Mosquera-Perea	F	Sr.	6-9	225	N/A	N/A	N/A	N/A	N/A
13	A.J. Merriweather	G	Jr.	6-2	185	14/12	8.8	4.1	1.1	21.9
14	Deuce Bello	G	Sr.	6-4	200	26/1	8.9	2.7	1.2	20.3
21	Nigel Holley	F	Jr.	6-8	210	16/2	1.5	1.1	0.3	7.4
24	Abednego Lufile	F	Jr.	6-7	225	26/8	3.5	3.2	0.4	11.8
30	Stetson Moore	G	Jr.	7-0	155	7/0	1.1	0.3	0.1	3.1
31	Toriano Stokes	F	Fr.	6-8	230	10/0	0.9	1.1	0.0	4.5
* 40	Tevin Glass	F	Sr.	6-8	210	N/A	N/A	N/A	N/A	N/A

Head Coach: Steve Forbes (Southern Arkansas, '88)

Assistant Coaches: Jason Shay (Iowa, '95), Brian Collins (Belmont, '06), Brooks Savage (Tennessee, '08), Jeff Clapacs (College of Wooster, '07)

\* (Mosquera-Perea and Glass are redshirting after transferring to ETSU)

## Tonight's top storylines:

1) After losing a rivalry matchup with Chattanooga on Saturday, the Bucs face the challenge of needing to refocus and regroup quickly to stay in the conference race as Western Carolina visits Freedom Hall on Monday night.

2) The Bucs have been particularly strong at Freedom Hall this season, posting a 10-2 record on the year. With a win on Monday, ETSU would keep pace with teams like Furman and Wofford for second place in the league standings.

3) The Bucs' victory earlier this season over Georgia Tech marked the first win for ETSU over an ACC opponent since 1991. The Bucs were also tied with 1 minute left against Power 5 team Tennessee, but were unable to pull off that upset.



# ETSU vs. Western Carolina

## Media Information

East Tennessee State's Athletic Media Relations Office is available to assist members of the media with their questions and requests about Buccaneer basketball. Contact Associate Athletic Director **Michael White** with any questions about the Bucs.

**Michael White, Assoc. AD** .....(423) 439-4220 (W)  
 (Basketball Contact) .....(423) 956-1461 (C)  
**Kevin Brown, Asst. Director.** ..(423) 439-5263 (W)  
 Nathan Palcowski, GA.....(423) 439-5612 (W)  
 Mitchell Miegel, GA.....(423) 439-8212 (W)

**Media Relations Fax** .....(423) 439-6138  
**Press Row Phone** .....(423) 525-1662  
**Media Relations Mailing Address** . P.O. Box 70707  
 ..... Johnson City, TN., 37614  
**Overnight Address:** ETSU/MSHA Athletic Center, Rm. 146-W  
 Corner of St. of Franklin and J. Robert Bell, Johnson City, TN., 37614

## Quick Facts for ETSU Hoops

### GENERAL INFORMATION

Location.....Johnson City, Tenn.  
 Founded ..... 1911  
 Nickname.....Buccaneers  
 Enrollment ..... 15,000  
 Colors .....Navy Blue & Gold  
 Arena ..... Freedom Hall Civic Center (6,500)  
 Affiliation .....NCAA Division I  
 Conference ..... Southern  
 President ..... Dr. Brian Noland (West Virginia, '91)  
 Athletics Director ..... Dr. Richard Sander (Chattanooga, '68)  
 Athletics Phone..... (423) 439-4343  
 Ticket Office Phone ..... (423) 439-3878  
 Athletic Website..... www.ETSUBucs.com

### HISTORY

First year of basketball ..... 1918-19  
 Overall all-time record ..... 1,268-1,014  
 NCAA Tournament appearances/last ..... 9/2010  
 NCAA Tournament record.....2-10  
 NIT appearances/last .....2/2007  
 Last post-season opponent ..... Towson in CIT semifinals, 2014  
 Result .....L, 77-83

### COACHING STAFF

Head Coach.....Steve Forbes (Southern Arkansas, '88)  
 Record at ETSU .....16-10 (.615), 1st year  
 Career Record.....182-70 (.722), Nine seasons  
 Overall NCAA Tournament Record..... 0-0 (.000)  
 NCAA Tournament Record at ETSU..... 0-0 (.000)  
 Basketball Office Phone ..... (423) 439-4207  
 Best Time To Reach Coach .....Contact SID  
 Assistant Coaches.....  
     Jason Shay (Iowa, '95), First season at ETSU  
     Brian Collins (West Virginia State, '06), First season at ETSU  
     Brooks Savage (Tennessee, '08), First season at ETSU  
     Jeff Clapacs (College of Wooster, '07), First season at ETSU  
 Trainer ..... Brett Lewis

### TEAM INFORMATION

2014-15 Record..... 16-14 overall, 8-10 conference record  
     Home: 10-4 Away: 6-9, Neutral: 0-1  
 2014-15 Southern Record/Finish.....8-10/5th  
 2014-15 SoCon Tour. Finish..... Lost quarterfinals, 0-1

## We are "ETSU"

The ETSU Department of Intercollegiate Athletics would like to ask both the print and broadcast media to honor our request to be called "ETSU" ... East Tennessee State University in first reference is acceptable, but subsequent references should be ETSU ... On TV graphics please use ETSU ... Our nickname is the Buccaneers, but Bucs is also acceptable.

## Pronunciation Guide

No. 0 -- T.J. CROW-mer  
 No. 2 -- Shu-mar Johnson  
 No. 3 -- GEE-lawn Gwynn  
 No. 11 -- Deson-TAY Bradford  
 No. 12 -- Han (like Han Solo) ner  
 Mose-care-uh Puh-RAY-uh  
 No. 24 -- "Benny" Lu-FEEL  
 No. 31 -- Tor-E-ano Stokes

## The Steve Forbes era begins

It seems like only yesterday that **Steve Forbes** was named the 16th head coach in the history of ETSU basketball back on March 30, 2015 ... But seven months later and the Bucs are ready to begin the Forbes' era ... Having most recently served two seasons as an assistant coach at Wichita State where he helped take the Shockers to the Sweet 16 in 2014-15, Forbes has been heralded for his recruiting ties and his extensive background as an assistant coach at the NCAA Division I level - which included a five-year stop at the University of Tennessee ... Complete bio information on Forbes can be found at ETSUBucs.com and general coaching records and other statistics are available on Page 2 and Page 5 of this media notes package.

## Last time out

**JOHNSON CITY, Tenn. (Feb. 13, 2016)** - Playing in front of the largest crowd for a Southern Conference game this season, the ETSU men's basketball team was unable to rally in the final minutes and fell 76-68 to rival Chattanooga inside Freedom Hall. ... A crowd of 5,601 fans looked on as the Buccaneers dropped to 16-10 overall, 9-4 in SoCon play, while the Mocs improved to 23-4, 12-2. ... Chattanooga built a lead of as many as 16 points at 59:43 with 10:57 left in the game, but to the Bucs' credit, they rallied to pull to within seven at 69-61 with 1:58 left on the clock. However, throughout that rally ETSU had several plays not go their way or bounces deflected to the advantage of the Mocs. In the end, it was too much to overcome. ... For the game, the Bucs were led by a team-high 24 points from senior guard **Ge'Lawn Guyn** (Lexington, Ky.), while junior post **Isaac Banks** (New Orleans, La.) finished with 14. For the Mocs, Tre' McLean had a game-high 25 points, while teammates Greg Pryor and Dee Oldham had 10 points apiece. ... In the first half, both teams traded baskets early on and the Bucs maintained a small lead at 19-17 with just over eight minutes left before the break. Unfortunately for ETSU, the Mocs went on a 9-0 run over the next three minutes of play and then closed the half on another 11-3 spurt to make it 37-26 UTC at the break. ... After the break, the Mocs held the advantage throughout and kept ETSU at bay. For the game, the Mocs enjoyed a 37-30 advantage on the glass and shot 81 percent from the foul line (25-of-31), holding a significant advantage on the Bucs at the charity stripe, as ETSU shot just 63 percent from the line and went only 12-of-19 for the contest.

## The series vs. Western Carolina

ETSU leads the all-time series 49-24 and had won 17 straight matchups with the Catamounts before losing to Western Carolina 67-61 in the first round of the 2015 SoCon Tournament. ... The Bucs avenged that loss with an 82-66 win over the Catamounts in Cullowhee, N.C. earlier this year.

## Last time out against Western Carolina

**CULLOWHEE, N.C. (Jan. 2, 2016)** - The ETSU men's basketball team opened its 2016 Southern Conference schedule in style, putting together one of its most complete efforts of the season in an 82-66 road win over Western Carolina



## The Last Buccaneer Box Score

Official Basketball Box Score -- Game Totals -- Final Statistics  
Chattanooga vs ETSU  
2/13/16 4 p.m. at Johnson City, Tenn. (Freedom Hall)

Chattanooga 76 • 23-4, 12-2 SoCon

#	Player	Total			3-Ptr		Rebounds		PF	TP	A	TO	Blk	Stl	Min
		FG-FGA	FG-FGA	FT-FTA	Off	Def	Off	Def							
00	Chuck Ester	f	4-8	0-1	0-0	4	2	6	2	8	1	1	0	0	32
05	Justin Tuoyo	f	3-5	0-0	3-4	2	3	5	4	9	2	1	1	3	32
01	Greg Pryor	g	1-5	1-2	7-11	0	5	5	4	10	3	5	1	4	28
15	Eric Robertson	g	2-7	2-5	0-0	0	1	1	2	6	1	1	0	1	21
23	Tre McLean	g	8-13	3-5	6-6	4	7	11	3	25	2	3	2	4	38
02	Dee Oldham	g	3-5	1-2	3-3	0	2	2	3	10	0	1	0	0	21
04	J. Burroughs-Cook	g	1-5	0-1	6-7	1	3	4	2	8	1	0	0	0	22
14	Alex Bran	g	0-2	0-2	0-0	0	0	0	0	0	1	0	0	0	6
Team						2	1	3							
Totals			22-50	7-18	25-31	13	24	37	20	76	11	13	4	12	200

FG % 1st Half:	12-30	40.0%	2nd half:	10-20	50.0%	Game:	22-60	44.0%
3FG % 1st Half:	3-11	27.3%	2nd half:	4-7	57.1%	Game:	7-18	38.9%
FT % 1st Half:	10-11	90.9%	2nd half:	15-20	75.0%	Game:	25-31	80.6%

ETSU 68 • 16-10, 9-4 SoCon

#	Player	Total			3-Ptr		Rebounds		PF	TP	A	TO	Blk	Stl	Min
		FG-FGA	FG-FGA	FT-FTA	Off	Def	Off	Def							
10	ISAAC BANKS	f	6-10	0-0	2-6	5	3	8	3	14	0	3	1	1	32
15	LESTER WILSON	f	1-5	1-5	0-0	2	2	4	0	3	2	1	0	0	16
00	T.J. CROMER	g	2-6	2-3	0-0	0	2	2	2	6	3	1	0	1	36
01	PETEY MCCLAIN	g	1-2	1-2	0-0	0	0	0	3	3	1	0	0	0	18
03	GE'LAWN GUYN	g	10-18	0-5	4-6	1	5	6	2	24	0	3	0	3	39
05	PETER JURKIN	g	1-2	0-0	2-2	0	0	0	2	4	0	0	0	0	8
11	DESONTA BRADFORD	g	3-5	0-0	1-1	0	4	4	5	7	0	1	1	1	22
14	DEUCE BELLO	g	2-7	0-3	3-4	2	2	4	2	7	1	2	0	1	28
24	ABDNEGO LUFLE	g	0-0	0-0	0-0	0	0	0	0	0	0	0	0	0	1
Team						1	1	2							
Totals			26-55	4-18	12-19	11	19	30	19	68	9	12	2	7	200

FG % 1st Half:	10-27	37.0%	2nd half:	16-28	57.1%	Game:	26-55	47.3%
3FG % 1st Half:	2-11	18.2%	2nd half:	2-7	28.6%	Game:	4-18	22.2%
FT % 1st Half:	4-5	80.0%	2nd half:	8-14	57.1%	Game:	12-19	63.2%

Officials: Billy Dunlap, Jason Page, Kevin Fehr  
Technical fouls: Chattanooga=None, ETSU=DEUCE BELLO.  
Attendance: 5601

Score by periods	1st		2nd		Total
	1st	2nd	1st	2nd	
Chattanooga	37	39	76		
ETSU	26	42	68		

Last FG - UTC 2nd-01:28, ETSU 2nd-00:10.  
Largest lead - UTC by 16 2nd-10:57, ETSU by 5 1st-14:16.  
UTC led for 29:47, ETSU led for 06:45. Game was tied for 03:28.

at the Ramsey Center. ... Offensively, the Buccaneers (7-6 overall, 1-0 in SoCon play) built a 21-point first-half lead and finished the game shooting 53 percent from both the field and 3-point range. Defensively, ETSU held the Catamounts (5-9, 0-1) to 32 percent shooting from the field and just 11 percent from beyond the arc. The Bucs also posted a season-high 19 assists. ... The Bucs got a team-high 16 points from junior guard **T.J. Cromer** (Albany, Ga.), while senior guards **Deuce Bello** (Greensboro, N.C.) and **Ge'Lawn Guyn** (Lexington, Ky.) pitched in 15 and 10 points, respectively. On the inside, junior forward **Isaac Banks** (New Orleans, La.) had a strong game with 10 points and a team-high seven rebounds. ... The first half script played out perfectly for the Bucs. With a balanced inside-outside offensive attack and a lockdown defensive effort, ETSU shot 63 percent from the floor and forced the Catamounts into nine turnovers, racing out to a quick double-digit lead in the opening minutes of the game. ... The Bucs' advantage ultimately grew to as many as 21 points at 41-19 before Western tried to respond with a 10-3 run in the waning minutes of the half, cutting the ETSU lead to 15 at 44-29. However, by the end of the half, the Bucs still led by 16 at 48-32. ... In the first 20 minutes, the Bucs got a team-high 10 points and four rebounds from Banks, while Cromer and senior forward Lester Wilson (Knoxville) each had eight in the opening half. ... After the intermission, ETSU increased its lead to 19 at 53-34, but Western Carolina rallied to put together a quick 11-2 burst and make it 55-45 with 12 minutes left in regulation. ETSU weathered rally well, and ultimately ended the game with the same 16-point advantage it held at halftime.

### Bucs playing well inside Freedom Hall this season

Having posted a 10-2 record at home this year, the ETSU men's basketball team has shown a propensity to play well inside Freedom Hall ... A look at the team's home statistics show the Bucs shooting 49 percent from the floor and 40 percent from 3-point range as a team, while out-rebounding opponents 462-430 and posting an impressive scoring margin of +32.0 ... Individually, several Bucs having enjoyed playing in Freedom Hall ... In particular, senior guard **Ge'Lawn Guyn** (Lexington, Ky.) has shot 51 percent from the field and 49 percent from 3-point range, and is averaging 20.5 points per game at Freedom Hall ... In addition, junior guard **T.J. Cromer** (Albany Ga.) is shooting 49 percent from the floor, while senior forward **Lester Wilson** (Knoxville) has posted a 43 percent clip from 3-point range at home.

### SoCon POTW Ge'Lawn Guyn doing it all for Bucs

The SoCon player of the week for Jan. 19-25, senior guard **Ge'Lawn Guyn's** game-winning shots at Georgia Tech (11/22) and at home in the Bucs' win over Mercer (1/21) are just two of the most obvious indications of the play and leadership he has displayed so far at ETSU ... Heading into the UTC matchup, Guyn leads the Bucs in scoring (17.9 ppg), blocks (0.8 bpg) and steals (1.2), and is third on the team in rebounding (4.0 rpg), and assists (1.8 apg) ... In the Bucs' wins over UNC Greensboro (twice), Mercer and The Citadel, Guyn made several clutch shots, including game-saving baskets in regulation and game-winning scores in overtime.

### Cromer meeting expectations, earns SoCon POTW

When transfer junior guard **T.J. Cromer** (Albany, Ga.) joined the Buccaneers, he was touted as a scoring threat and a player that would provide some offensive punch ... He has lived up to that billing, and is currently second on the team with 15.4 points per game and is leading the team with 3.0 assists per contest ... Recently, Cromer hit the game-winning shot against UNC Greensboro (1/9), scoring 20 points and dishing out a career high six assists ... He then followed up that performance with a game-high 23 points and tied the school record for 3-point field goal percentage in a game with a 6-of-7 effort (.875) from outside the arc in the win over VMI (1/11).

### Bucs "bank"ing on production from junior Isaac Banks

In recent games, junior forward **Isaac Banks** (New Orleans, La.) has definitely stepped up his production ... He posted a double-double with 11 rebounds and a career high 20 points in the win over The Citadel (1/23) ... He also had a career high 14 rebounds in the win over Mercer (1/21), a double-double effort of 12 points and 12 rebounds in the win over N.C. Central (1/4), and a 10-point, seven-rebound showing

## A Tradition of Excellence

- Nine NCAA Tournament Appearances
- 20 Conference Championships All-Time
- Repeat NCAA Tournament Appearances (1989 to 1992, 2003 to 2004 and 2009 to 2010)
- All-Conference selections in each of the last 13 seasons
- Six regular season championships in the last 12 years

# ETSU vs. Western Carolina

## NCAA Rankings (2015-16)

Note: Only ranks where ETSU is in the Top 50 are listed

Team (through games of 2/4/16)

None

Individual (through games of 2/4/16)

None

## Career Scoring

# indicates players currently on roster

11th, Jerald Fields.....	1,351 pts.
12th, Rashawn Rembert.....	1,326 pts.
13th, Lester Wilson # .....	1,314 pts.
14th, Mike Kretzer .....	1,289 pts.
15th, Dimeco Childress .....	1,287 pts.

## Starters History

### Consecutive Starts

T.J. Cromer.....	25
Petey McClain .....	24
Isaac Banks.....	17
Ge'Lawn Guyn.....	13
Lester Wilson .....	3

### Career Starts

Petey McClain .....	92
A.J. Merriweather.....	71
Lester Wilson .....	71
Isaac Banks.....	36
T.J. Cromer.....	26
Ge'Lawn Guyn.....	25
Abednego Lufile .....	8
Peter Jurkin.....	5
Nigel Holley .....	2
Desonta Bradford .....	1
Deuce Bello.....	1

## 20+ Games/Double-Doubles

### Career 20-Point Games

Ge'Lawn Guyn.....	12
Lester Wilson .....	12
T.J. Cromer.....	6
A.J. Merriweather.....	1
Issac Banks .....	1

### Career Double-Doubles

A.J. Merriweather.....	11
Lester Wilson .....	4
Isaac Banks.....	3
Benny Lufile .....	1

## Career 3-pointers

# indicates players currently on roster

1. Courtney Pigram (2005-09).....	276
2. Rashawn Rembert (2011-15) .....	260
3. Lester Wilson (2012-16) # .....	253
4. Keith Jennings (1988-91) .....	223
5. Major Geer (1988-91).....	221

## Single-Season 3-pt. goals

1. Rashawn Rembert (2013-14) .....	108
2. Rashawn Rembert (2014-15) .....	90
3. Courtney Pigram (2006-07).....	86
4. Keith Jennings (1990-91) .....	84
5. Major Geer (1989-90).....	81

in the win over Western Carolina (1/2) are showing that Banks' output may be a trend and not a fluke ... In the Bucs win over Samford (1/14), Banks had 11 points and nine rebounds ... For the year, Banks is averaging 6.6 points and a team-high 6.3 rebounds per game.

## Dishing out the assists

As the Bucs adjust and learn the new offensive system of first-year head coach **Steve Forbes**, the "buy-in" is starting to show up on the stat sheets ... In an eight-game stretch from 12/30 to 1/21, the Bucs enjoyed an efficient offensive approach, dishing out a total of 114 assists, for an average of 14.2 assists per game during that time. ... Prior to those eight outings, ETSU had averaged just over 12 assists per game. ... The team dished out a season-high 19 assists against Western, followed by 16 against N.C. Central, and 18 each in wins over UNCG and VMI.

## Wilson waking up offensively, eyes 3-point record

It was a slow start to the year for senior forward **Lester Wilson** (Knoxville), but fortune has taken a turn for the veteran player in recent games ... Scoring 92 points in his last 12 games, Wilson is averaging just under 9.0 points per contest and has hit 27 3-pointers in that span, regaining an opportunity to become the program's leader in 3-point baskets ... With a total of 253 makes from Wilson finds himself 23 makes behind the program leader **Courtney Pigram** (Memphis), who had 276 3-pointers during his career from 2005-09 ... Wilson has averaged 70 makes a year during his previous three seasons at ETSU, but was averaging just 1.0 3-pointer a game prior to his last eight outings ... Now, his average has moved up to 1.7 a game

## Powering up in the Paint

Rebounding concerns weighed on the Buccaneers earlier this season, but in recent games the Bucs have appeared to make significant strides on the glass ... In particular, ETSU dominated the paint in the 88-51 win over VMI, outrebounding the Keydets 46-26 ... In that game, the Bucs held a 33-21 on the defensive glass and a 13-5 advantage on the offensive boards ... In the Bucs' 16 wins this season, the team holds an overall +4.4 rebound advantage, compared to a -7.6 margin in their nine losses.

## Bucs make history with win at Georgia Tech

While ETSU has enjoyed its share of wins over "major" opposition in the past, the Bucs' win over Georgia Tech earlier this season marked the programs first win over an Atlantic Coast Conference school since defeating N.C. State back in 1991 ... It was also the team's first win over a "Power 5" Conference team since dropping Arkansas back during the 2009-10 season, and the first win over Georgia Tech since the 1978-79 campaign.

## Three-point streak for Bucs dates back nearly 20 years

Since Feb. 16, 1987 in a game against Davidson, the Bucs have made at least one 3-pointer in 885 consecutive games. ... ETSU was 0-for-8 in that 1987 game. ... The Bucs currently rank as the 7th longest streak in the NCAA.

## Bucs postseason resume ranks among mid-major bests

The ETSU men's basketball team has enjoyed its share of postseason success and ranks as one of the nation's most prestigious basketball programs ... The Buccaneers have earned berths to the NCAA Tournament nine times (1969, 1989, 1990, 1991, 1992, 2003, 2004, 2009, 2010) and NIT twice (1983, 2007) ... The Bucs made their second trip all-time to the CIT Postseason Tournament in 2014, marking the program's 13th postseason tournament appearance all-time ... In the Bucs first CIT appearance in 2011, ETSU went 2-1 with wins over Furman and Ohio, advancing to the tournament semifinals before losing to Iona in a hard-fought 83-80 contest at the Dome ... In 2014, the Bucs went 1-1, defeating fellow Southern Conference member Chattanooga before falling to Towson in the quarterfinals.

## Buc bits

It is a new day for the ETSU men's basketball program, as the Buccaneers welcome first-year head coach **Steve Forbes** and his assistant coaching staff to the program for the 2015-16 season ... Forbes, a highly successful assistant coach at the Division I level at programs such as Tennessee, Wichita State and Texas A&M, wasted no time revamping the ETSU roster, as the program's lineup has not seen this much restructuring since the start of the 1997 season ... Returning just six players from last season's squad, Forbes and company have utilized their vast recruiting ties to bring in 10 new players to the program ... This group of 10 will include four transfers from Division I programs, along with four junior college transfers and two incoming high school prospects.



# ETSU vs. Western Carolina

## The Last Time ETSU ...

(through games of Feb. 13, 2016)

Won on the road .....	2/6/16 at UNC Greensboro (68-65)
Won at home .....	2/11/16 vs. Samford (94-90, OT)
Won on a neutral court .....	3/1/11 vs. North Florida (68-66)
Won a holiday tourney game ...	12/24/10 vs. Appalachian St. (79-51)
Scored 100+ points .....	1/23/16 vs. The Citadel (101-92)
Gave up 100+ points .....	1/2/13 vs. VCU (58-109)
Both teams had 100+ points .....	1991 vs. Marshall (103-107 OT)
Scored <50 points .....	3/7/13 vs. Stetson (46)
Gave up <50 points .....	12/10/15 vs. Milligan College (98-47)
Went into OT .....	2/11/16 vs. Samford (94-90, OT)
Won in OT .....	2/11/16 vs. Samford (94-90, OT)
Won by 20+ .....	2/15/14 vs. Stetson (93-66)
Won by 30+ .....	1/11/16 vs. VMI (88-51)
Won by 40+ .....	11/14/15 vs. Averett (107-59)
Won by 50+ .....	12/10/15 vs. Milligan College (98-47)
Lost by 20+ .....	11/28/15 vs. UNC Wilmington (73-94)
Lost by 30+ .....	11/20/15 at Villanova (51-86)
Lost by 40+ .....	12/5/06 at Vanderbilt (62-104)
Lost by 50+ .....	1/2/13 vs. VCU (58-109)
Shot 50% (FG) .....	2/11/16 vs. Samford (50%)
Shot <40% .....	1/20/16 at Furman (39.0%)
Opponent shot <40% .....	2/4/16 at VMI (36.8%)
Opponent shot <30% .....	12/2/15 at Tennessee Tech (28.6%)
Grabbed 50+ rebounds .....	12/10/15 vs. Milligan College (55)
Tried 75+ FG .....	11/18/14 vs. UVa.-Wise (87)
Made 40+ FG .....	1/23/16 vs. The Citadel (40)
Tried 40+ FT .....	3/4/14 vs. Lipscomb (40)
Made 30+ FT .....	11/14/15 vs. Averett (32)
Had 10+ steals .....	1/21/16 vs. Mercer (10)
Had 20+ assist .....	11/22/14 vs. Asheville (20)
Forced 20+ TO .....	12/18/15 vs. Eastern Kentucky (21)
Made 10+ threes .....	2/11/16 vs. Samford (11)
Tried 20+ threes .....	2/11/16 vs. Samford (20)
Had three players FO .....	2/12/15 at UNC Greensboro (3)
Had a player score 30+ points .....	Jalen Riley, 31 vs. Chattanooga (2/21/15)

## Head Coach Steve Forbes

### Head Coaching Career

Season	School	Overall	Postseason
1991-92	S.Western CC	3-17	Reg. Elite 8
1992-93	S.Western CC	23-9	Reg. Final 4
1995-96	Barton Co. CC	15-16	Reg. Sweet 16
1996-97	Barton Co. CC	24-8	Reg. Elite 8
1997-98	Barton Co. CC	29-4	Reg. Final 4
2011-12	NW Florida	32-2	NJCAA Title Game
2012-13	NW Florida	30-4	NJCAA Title Game
<b>2015-16</b>	<b>ETSU</b>	<b>16-10</b>	<b>TBD</b>
<b>Totals</b>		<b>182-70 (.722)</b>	

### History of success for Coach Steve Forbes:

- Forbes as a D1 assistant (13 seasons) was part of nine 20-win seasons and put together a 292-134 record.
- He went 129-34 in five seasons as a JUCO head coach.
- Has advanced to the postseason 19 times in the last 25 years.
- Has been on the coaching staff of teams that defeated No. 1-ranked opponents (beating Kansas and Memphis while at Tennessee)
- Has beaten 54 nationally-ranked opponents in the past 10 years.
- Has coached 11 players who went on to the NBA, eight All-Americans, six Wooden/Naismith Finalists
- Has a 91 percent winning percentage the past four seasons.

## 2015-16 Southern Conference

### Standings and Statistics

(Through Feb. 13, 2016)

	SoCon	Pct.	Ov.	Pct.
Chattanooga	12-2	.857	23-4	.852
Furman	11-4	.733	17-11	.607
Wofford	10-4	.692	14-13	.519
<b>ETSU</b>	<b>9-4</b>	<b>.692</b>	<b>16-10</b>	<b>.615</b>
Mercer	8-6	.571	18-9	.667
Western Carolina	6-7	.462	11-15	.423
UNCG	5-8	.385	9-17	.346
The Citadel	3-11	.214	10-17	.370
Samford	3-12	.200	12-16	.429
VMI	2-11	.154	7-17	.292

## ETSU in the SoCon

(Through Feb. 12, 2016)

### Team

<b>Scoring Offense:</b>	2nd (78.2)
<b>Scoring Defense:</b>	8th (74.7)
<b>Scoring Margin:</b>	4th (+3.5)
<b>FT Pct:</b>	7th (.703)
<b>FG Pct:</b>	2nd (.460)
<b>FG Pct. Defense:</b>	5th (.441)
<b>3-Point FG Pct.:</b>	3rd (.369)
<b>3-Point FG Pct. Defense:</b>	5th (.340)
<b>3-Point FG Made:</b>	6th (7.8)
<b>Rebounding:</b>	4th (36.3)
<b>Rebounding Margin:</b>	5th (-0.3)
<b>Blocked Shots:</b>	3rd (3.7)
<b>Assists:</b>	T-8th (12.4)
<b>Steals:</b>	5th (6.4)
<b>Turnover Margin:</b>	5th (+0.65)
<b>Assist/Turnover Ratio:</b>	7th (1.0)

### Individuals (only players in Top 10 listed)

<b>Scoring:</b>	1st, Ge'Lawn Guyn (17.9)
	7th, T.J. Cromer (15.4)
<b>Rebounding:</b>	6th, Isaac Banks (6.3)
<b>Assists:</b>	10th, T.J. Cromer (3.0)
<b>FT%:</b>	10th, T.J. Cromer (.811)
<b>3-pt. FG%:</b>	9th, Lester Wilson (.406)
<b>3-pt. FG Made:</b>	7th, Ge'Lawn Guyn (2.4)
	10th, T.J. Cromer (2.2)
<b>Blocked shots:</b>	T-5th, Ge'Lawn Guyn (0.8)
<b>Assist/TO Ratio:</b>	7th, T.J. Cromer (1.7)
<b>Offensive rebounds:</b>	6th, Isaac Banks (2.3)
<b>Minutes played:</b>	7th, Ge'Lawn Guyn (32.0)
	8th, T.J. Cromer (31.8)

**EAST TENNESSEE STATE UNIVERSITY**

**2015-16 BUCCANEERS MEN'S BASKETBALL  
MEDIA SPOT CHART**



**0**



**T.J. Cromer - Jr. - G**  
Albany, Ga.

**1**



**Petey McClain - Sr. - G**  
Mobile, Ala.

**2**



**Shemar Johnson - Fr. - G**  
Columbus, Miss.

**3**



**Ge'Lawn Guyn - Sr. - G**  
Lexington, Ky.

**5**



**Peter Jurkin - Jr. - C**  
Juba, South Sudan

**10**



**Isaac Banks - Jr. - F**  
New Orleans, La.

**11**




**Desonta Bradford - So. - G**  
Humboldt, Tenn.

**12**



**Hanner Mosquera-Perea - Sr. - F**  
Istmina, Colombia

**13**



**A.J. Merriweather - Jr. - G**  
Jackson, Tenn.

**14**



**Deuce Bello - Sr. - G**  
Greensboro, N.C.

**15**




**Lester Wilson - Sr. - F**  
Knoxville, Tenn.

**21**



**Nigel Holley - Jr. - F**  
Wilmington, N.C.

**24**



**Benny Lufle - Jr. - F**  
Burlington, Canada

**30**



**Stetson Moore - Jr. - G**  
Knoxville, Tenn.

**31**



**Toriano Stokes - Fr. - C**  
Memphis, Tenn.

**40**



**Tevin Glass - Sr. - F**  
Norcross, Ga.



# East Tennessee State's record in 2015-16 when ...

(through games of Feb. 13, 2016)

On Sunday.....	1-0	ETSU attempts more free throws.....	10-5
On Monday.....	2-0	Opponent attempts more free throws.....	6-5
On Tuesday.....	1-3	ETSU makes more free throws.....	10-3
On Wednesday.....	1-1	Opponent makes more free throws.....	6-6
On Thursday.....	5-1	ETSU has a better free throw percentage.....	10-3
On Friday.....	1-1	Opponent has a better free throw percentage.....	5-7
On Saturday.....	5-4	Shooting better than 70% from the line.....	9-3
In November.....	3-3	Opponent shoots better than 70% from the line.....	7-5
In December.....	3-3	ETSU has more rebounds.....	9-2
In January.....	7-3	Opponent has more rebounds.....	5-8
In February.....	3-1	ETSU has more defensive rebounds.....	11-0
In March.....	0-0	Opponent has more defensive rebounds.....	2-9
Ahead at halftime.....	13-0	ETSU has more offensive rebounds.....	9-3
Trailing at halftime.....	3-10	Opponent has more offensive rebounds.....	6-5
ETSU attempts more field goals.....	9-7	ETSU has more fouls.....	6-4
Opponent attempts more field goals.....	6-3	Opponent has more fouls.....	9-5
ETSU makes more field goals.....	12-3	ETSU has more assists.....	11-2
Opponent makes more field goals.....	4-6	Opponent has more assists.....	5-7
ETSU has a better FG percentage.....	14-2	ETSU has more turnovers.....	7-4
Opponent has a better FG percentage.....	2-8	Opponent has more turnovers.....	7-6
Shooting better than 50%.....	9-0	ETSU has more blocks.....	9-2
Opponent shoots better than 50%.....	2-6	Opponent has more blocks.....	5-8
ETSU makes more 3-pt. field goals.....	9-3	ETSU has more steals.....	8-5
Opponent makes more 3-pt. field goals.....	6-5	Opponent has more steals.....	6-4
ETSU has a better 3-pt FG percentage.....	13-3		
Opponent has a better 3-pt. FG percentage.....	3-7		
ETSU shoots better than 40% from 3-pt. range.....	6-2		
Opponent shoots better than 40% from 3-pt. range.....	3-5		

## Games Leading ETSU In

**SCORING** - Guyn (14), Cromer (11), Banks (2), Bello (1)

**REBOUNDS** - Banks (11), Guyn (3), Lufile (3), Merriweather (2), Cromer (2), Jurkin (2), McClain (2), Bello (2)

**ASSISTS** - Cromer (14), McClain (9), Guyn (6), Bradford (4), Bello (2)

**STEALS** - Bello (7), Guyn (7), Cromer (6), Bradford (5), McClain (4), Lufille (2), Merriweather (2), Jurkin (2), Banks (1)

**BLOCKS** - Jurkin (8), Guyn (8), Banks (7), Bradford (5), Bello (4), Lufile (3), Stokes (2), McClain (1), Holley (1), Wilson (1)

## In ETSU's 16 wins ...

ETSU's FG percentage.....	.490 (469-958)
ETSU's three-point percentage.....	.404 (137-339)
ETSU's free throw percentage.....	.725 (272-375)
ETSU's rebounds per game.....	38.7 (619)
ETSU's rebound margin.....	+4.4 (+70)
ETSU's assists per game.....	13.6 (217)
ETSU's turnovers per game.....	12.6 (202)
ETSU's steals per game.....	6.3 (100)
ETSU's blocks per game.....	4.3 (68)
ETSU's fouls per game.....	19.9 (318)
ETSU's points per game.....	84.2 (1347)
Opponents' FG percentage.....	.415 (396-955)
Opponents' three-point percentage.....	.308 (109-354)
Opponents' free throw percentage.....	.696 (231-332)
Opponents' rebounds per game.....	34.3 (514)
Opponents' assists per game.....	11.3 (180)
Opponents' turnovers per game.....	13.4 (215)
Opponents' steals per game.....	6.3 (100)
Opponents' blocks per game.....	2.6 (42)
Opponents' fouls per game.....	20.9 (334)
Opponents' points per game.....	70.8 (1132)

## In ETSU's 10 losses ...

ETSU's FG percentage.....	.413 (248-601)
ETSU's three-point percentage.....	.313 (66-211)
ETSU's free throw percentage.....	.658 (125-190)
ETSU's rebounds per game.....	32.4 (324)
ETSU's rebound margin.....	-7.8 (-78)
ETSU's assists per game.....	10.6 (106)
ETSU's turnovers per game.....	12.1 (121)
ETSU's steals per game.....	6.6 (66)
ETSU's blocks per game.....	2.7 (27)
ETSU's fouls per game.....	18.8 (188)
ETSU's points per game.....	68.7 (687)
Opponents' FG percentage.....	.484 (276-570)
Opponents' three-point percentage.....	.394 (82-208)
Opponents' free throw percentage.....	.747 (177-237)
Opponents' rebounds per game.....	40.2 (402)
Opponents' assists per game.....	13.6 (136)
Opponents' turnovers per game.....	12.5 (125)
Opponents' steals per game.....	6.3 (63)
Opponents' blocks per game.....	4.6 (46)
Opponents' fouls per game.....	17.8 (178)
Opponents' points per game.....	81.1 (811)



# 2015-16 Miscellaneous Statistics

(through games of Feb. 13, 2016)

**Current Streak:** ..... Lost one (2/13/16-present)  
**Longest Winning Streak:** ..... Won six (12/30/15-present)  
**Longest Losing Streak:**..... Lost three (11/24/15-12/2/15)  
**Longest Home Winning Streak:** ..... Won eight (12/10/15-2/11/16)  
**Longest Home Losing Streak:** ..... Lost one, twice (11/28/15 & 2/13/16)  
**Longest Road Winning Streak:** ..... Won three (1/2/16-1/14/16)  
**Longest Road Losing Streak:**..... Lost four (11/24/15-present)  
**Largest Margin of Victory:** ..... 51, vs. Milligan (12/10/15)  
**Largest Margin of Defeat:** ..... 35, vs. Villanova (11/20/15)  
**Smallest Margin of Victory:** ..... 1, vs. Georgia Tech (11/22/15)  
**Smallest Margin of Defeat:** ..... 1, vs. Charleston Southern (11/24/15)

## Record When ETSU Scores

<50 points: 0-0  
 50-59 points: 0-1  
 60-69 points: 3-4  
 70-79 points: 3-4  
 80-89 points: 5-1  
 90+ points: 5-0

## Record When ETSU Gives Up

<50 points: 1-0  
 50-59 points: 2-0  
 60-69 points: 6-1  
 70-79 points: 2-4  
 80-89 points: 2-3  
 90+ points: 3-2

## Points In A Half

Team	Most-1st	Most-2nd	Least-1st	Least-2nd
ETSU	49 vs. Milligan (12/10)	60 vs. Averett (11/14)	23 vs. Mercer (1/22)	24 vs. Villanova (11/20)
Opp.	49 vs. Villanova (11/20) 49 vs. Asheville (12/15)	51 vs. Mrehd St. (12/30)	22 vs. Milligan (12/10) vs. VMI (1/11)	25 vs. Milligan (12/10)

## Double figure/20-Point Games

numbers in ( ) indicate career numbers

Player	Pts.	Reb.	Ast.	20+ pts.
Isaac Banks	8 (9)	6 (7)		1 (1)
Deuce Bello	10 (10)			
Desonta Bradford	7 (10)			
T.J. Cromer	22 (22)			6 (6)
Abednego Lufile	3 (3)	1 (1)		
Ge'Lawn Guyn	21 (21)			12 (12)
Peter Jurkin	2 (2)			
Petey McClain	2 (3)		(1)	
A.J. Merriweather	5 (38)	2 (12)		(1)
Lester Wilson	4 (67)	(4)		(12)

## Starting Lineups

Games	Lineup	Record
1, 6	Guyn, Cromer, Merriweather, Banks, Jurkin	1-1
2, 9-11	McClain, Guyn, Cromer, Merriweather, Banks	2-2
3	Guyn, Cromer, Bello, Merriweather, Jurkin	0-1
4	Guyn, Cromer, Merriweather, Wilson, Holley	1-0
5	Guyn, Cromer, Merriweather, Banks, Holley	0-1
7, 8	McClain, Guyn, Cromer, Merriweather, Jurkin	1-1
12	McClain, Cromer, Merriweather, Lufile, Banks	1-0
13-18, 23	McClain, Guyn, Cromer, Lufile, Banks	5-2
19-22, 24-26	McClain, Guyn, Cromer, Wilson, Banks	4-3



**About T.J.:** A high-percentage shooting guard who can make shots from anywhere on the floor ... was a winner at the junior college level ... expected to make an immediate impact during the 2015-16 season. **2015-16:** Currently ranks second on the team in scoring with 15.4 ppg, and leads the team in assists with 3.0 apg ... set or matched career highs for minutes played (41) and assists (6), and



#0 T.J. Cromer

scored 17 points in the win over Samford (2/12) ... netted 11 points and dished out a game high four assists in the win over VMI (2/4) ... posted 22 points and dished out three assists in the loss to Furman (1/30) ... had a career high nine rebounds and scored 14 points in the win over The Citadel (1/23) ... netted a game-high 20 points and matched his career high with three steals in the win over Mercer (1/21) ... scored 19 points in the loss to UTC (1/16) ... set or matched career highs for assists (6) and minutes played (36), while scoring a game-high 19 points in the win over Samford (1/14) ... scored a game high 23 points and tied the school record for 3-point shooting percentage in a game with a career high six makes on seven attempts (.857%) effort in the win over VMI (1/11) ... had the game-winning 3-pointer with just seconds on the clock to drop UNC Greensboro (1/9), finishing with 20 points and a team-high six assists ... netted a team-high 12 points and four assists in the win over N.C. Central (1/4) ... scored a team high 16 points and dished out three assists in the win over Western Carolina (1/2) ... set a new career high for points (25) and free throws (10), and matched his season high for minutes played (34) in the win over Morehead State (12/30) ... set or matched season highs for points (22), rebounds (7), assists (5), and free throws made (8) in the win over Eastern Kentucky (12/18) ... had a team-high 13 points in the loss to Asheville (12/15) ... posted career bests for rebounds (6) and steals (3) in the win over Milligan (12/10) ... scored a team-high 15 points in the loss to Tennessee Tech (12/2) ... enjoyed his best game of the season, setting or matching personal bests for points (20), field goals (8), 3-pointers (4), rebounds (5), assists (5) and steals (2)

in the loss to UNC Wilmington (11/28) ... had 13 points and matched his season high of two assists in the loss to Charleston Southern (11/24) ... collected 12 points in the win over Georgia Tech (11/22) ... scored a team-high 12 points in the loss to Villanova (11/20) ... had his best game so far behind the arc with three makes, and finished with 17 points in the win over Green Bay (11/17) ... debuted in the starting lineup against Averett (11/14) and responded with a game-high 19 points on 8-of-13 shooting from the floor. **Prior to ETSU:** During two seasons at Columbia State Community College, he averaged 19.9 points per game, connecting on 107 3-pointers and shooting 46 percent from beyond the arc ... helped lead his Columbia State team to a 26-7 overall record in 2014-15, defeating perennial junior college power San Jancito in the first round of the National Junior College Athletic Association Tournament before losing to eventual champion Northwest Florida in the second round ... earned third team All-America and first team All-Region honors ... shot 51 percent from the field and 83 percent from the free throw line, scoring a season-high 34 points in one game and making a career high eight 3-pointers in a matchup with Volunteer State. **Personal:** Major is undecided ... son of Roy Cromer and Shannon Johnson ... born June 22, 1995.

CROMER'S BESTS		
	2015-16 Season	Career
Points	25 vs. Morehead State (12/30/15)	25 vs. Morehead State (12/30/15)
FG	8 4 times, most recent vs. Mercer (1/21/16)	8 4 times, most recent vs. Mercer (1/21/16)
FGA	20 vs. Mercer (1/21/16)	20 vs. Mercer (1/21/16)
3FG	6 vs. VMI (1/11/16)	6 vs. VMI (1/11/16)
3FGA	8 twice, most recent vs. Mercer (1/21/16)	8 twice, most recent vs. Mercer (1/21/16)
FT	10 vs. Morehead State (12/30/15)	10 vs. Morehead State (12/30/15)
FTA	12 twice, most recent vs. Morehead State (12/30/15)	12 twice, most recent vs. Morehead State (12/30/15)
Rebounds	9 vs. The Citadel (1/23/16)	9 vs. The Citadel (1/23/16)
Assists	6 3 times, most recent vs. Samford (2/11/16)	6 3 times, most recent vs. Samford (2/11/16)
Blocks	N/A	N/A
Steals	3 twice, most recent vs. Mercer (1/21/16)	3 twice, most recent vs. Mercer (1/21/16)
Minutes	41 vs. Samford (2/11/16)	41 vs. Samford (2/11/16)



**About Petey:** A point guard with impressive speed and a great motor ... knows how to run a team ... can both distribute and score the basketball ... phenomenal off the dribble. **2015-16:** Currently second on the team with 2.7 assists per game ... scored 10 points in the loss to Wofford (1/28) ... played a season high 35 minutes in the win over The Citadel (1/23), scoring six points, dishing out four assists and grabbing three rebounds ... matched his career high with six rebounds in the loss to UTC (1/16) ... had four points, four rebounds and four assists in the win at Samford (1/14) ... had a season high eight assists and only one turnover in the win over VMI (1/11) ... dished out a team high six assists and grabbed a career best six rebounds in a season high 26 minutes of play in the win over UNC Greensboro (1/9) ... had a season high four rebounds and scored five points in the win over N.C. Central (1/4) ... collected season highs for steals (4) and minutes played (25) in the win over Western Carolina (1/2) ... posted a team best five assists in the win over Morehead State (12/30) ... had a team-high four assists and scored seven points in the loss to UNC Asheville (12/15) ... set career bests for points (12) and field goals (5) in the win over Milligan (12/10) ... had a season high six assists in the loss to Charleston Southern (11/24) ... played a season high 22 minutes and dished out a season-high three assists in the loss to No. 8 Villanova (11/20) ... was in the starting lineup for the Green Bay game (11/17), finishing with two points, two assists and two rebounds in 10 minutes of action. **2014-15:** Led the team with 4.2 assists per game ... led the SoCon in assists/turnover ratio at 3.3 ... dished out seven assists and committed just two turnovers, scoring four points and collecting two steals in the win over Tennessee Tech (2/16) ... had five assists in the win over Furman (2/14) ... contributed four assists, three steals and three rebounds in the loss to Samford (2/7) ... had five assists and just one turnover in the loss to Wofford (2/5) ... dished out six assists in the loss to Furman (1/29) ... had eight assists and just one turnover in the win over Western Carolina (1/15) ... connected on a career high three 3-pointers and scored nine points in the loss to Chattanooga (1/10) ... had five assists and no turnovers in the win over Mercer (1/8) ... matched his career high with 11 assists and played a season high 33 minutes in the win over Tennessee (12/31) ... played a season high 30 minutes, dishing out six assists in the win over Eastern Kentucky (12/16) ... dished out a game-high six assists and committed just one turnover in the win over Western Carolina (12/3) ... left early in the Morehead State (12/1) game with an injury ... currently leads the SoCon in assist-turnover ratio ... posted a season high nine points and dished out four assists in the win over Asheville (11/22) ... dished out a career high 11 assists and collected a season high four steals in 17 minutes of play in the win over UVa.-Wise (11/18). **2013-14:** Led the team with 3.4 assists per game



#1 Petey McClain

... had a team-high five assists in the loss to Towson (3/21) in the CIT quarterfinals ... returned to action against Chattanooga (3/18), after missing the Lipscomb (3/4) A-Sun quarterfinal game and FGCU (3/6) A-Sun semifinal game with an injured ankle ... matched his career best with two made 3-pointers in the loss to Jacksonville (2/20) ... scored seven points and dished out four assists in the win over Stetson (2/15) ... had an impressive eight assists and just two turnovers in the win over FGCU (2/13) ... enjoyed another solid performance with seven points, five assists and three steals in the win over Jacksonville (1/25) ... had a spectacular game in the win over North Florida (1/23), dishing out a career high nine assists, scoring seven points, collecting five rebounds and grabbing two steals ... dished out five assists and grabbed five rebounds in the win over Valparaiso (12/29) ... had a career high five steals and scored four points in the win over Austin Peay (12/21) ... matched his season high with eight points and collected a career high two 3-pointers in the win over Tusculum (12/16) ... scored a season high eight points, dishing out a season high six assists and three steals in the win over Austin Peay (12/4) ... matched his season high with eight points in the loss to Tennessee Tech (11/27) ... scored a season high eight points and dished out a pair of assists in the win over Stephen F. Austin (11/23/13) ... had a season high six assists and three rebounds in the loss to Winthrop (11/19) ... posted season highs for minutes played (36), steals (3) and assists (4) in the loss to Morehead State (11/12) ... started at point guard against Charlotte (11/8), dishing out a team-high three assists and scoring five points. **2012-13:** Led the Bucs with 80 assists on the year, for an average of 3.2 per game ... dished out five assists, collected two steals and scored four points in the win over Jacksonville (2/23) ... grabbed a career high six rebounds and blocked a shot in the win over Lipscomb (2/2) ... matched his career high with eight assists and did not commit a turnover in the win over North Florida (1/26) ... (played his best game as a Buc, posting career highs for points (10), assists (8), free throws (4) and steals (3) in the win over FGCU (1/12) ... started the Northern Kentucky game but left the contest after suffering another ankle injury ... played 33 minutes, making his first career 3-pointer and picking up a personal best four rebounds in the loss to Lipscomb (1/5) ... returned from an ankle injury to play 14 minutes in the loss to VCU (1/2) ... had missed the team's last seven games prior to VCU (1/2) ... set personal bests with eight points, three rebounds and three steals in the loss to Georgia (11/23) ... played all 40 minutes at the point in the win over Charleston Southern (11/20), dishing out seven assists in the contest ... made his collegiate debut at Virginia Tech (11/10), starting at the point guard position and dishing out a team high three assists while netting six points in 29 minutes of action. **High School:** Finished as the all-time leading scorer at Faith Academy in Mobile, Ala. ... ended his career with 1,852 points, while holding the school record for assists, steals and rebounds ... averaged 21.2 points, 5.4 assists, 2.3 steals and 3.9 rebounds a game his senior season, leading his team to a school-record 24 wins and a state tournament semifinal berth ... shot nearly 45 percent from the floor and 31 percent from 3-point range in high school ... was an Alabama all-star game selection in both 2011 and 2012, and a Class 5A all-state pick in 2012 ... he finished his prep career with 17 school records. **Personal:** Major is Sports Medicine ... son of Lorenzo and Jaqueline Cox ... born Dec. 17, 1992.

**MCCLAIN'S BESTS**

	<b>2015-16 Season</b>	<b>Career</b>
Points	12 vs. Milligan (12/10/15)	12 vs. Milligan (12/10/15)
FG	5 vs. Milligan (12/10/15)	5 vs. Milligan (12/10/15)
FGA	9 vs. Milligan (12/10/15)	9 twice, most recent vs. Milligan (12/10/15)
3FG	1 4 times, most recent vs. Samford (1/14/16)	3 vs. Chattanooga (1/10/15)
3FGA	4 vs. Milligan (12/10/15)	4 vs. Milligan (12/10/15)
FT	4 vs. Wofford (1/28/16)	5 twice, most recent vs. Stetson (2/15/14)
FTA	4 vs. Morehead State (12/30/15)	8 vs. North Florida (1/26/13)
Rebounds	6 twice, most recent vs. Chattanooga (1/16/16)	6 twice, most recent vs. Chattanooga (1/16/16)
Assists	8 vs. VMI (1/11/16)	11 twice, most recent vs. Tennessee (12/31/14)
Blocks	1 vs. VMI (1/11/16)	1 twice, most recent vs. VMI (1/11/16)
Steals	4 vs. Western Carolina (1/2/16)	5 vs. Austin Peay (12/21/13)
Minutes	35 vs. The Citadel (1/23/16)	40 vs. Charleston Southern (11/20/12)



**About Shemar:** A multi-talented wing with tremendous length, allowing him to create scoring opportunities ... expected to develop into a strong defender, and with time to gain experience and develop strength could become an all-conference performer. **2015-16:** Is expected to redshirt this season. **High school:** Averaged 16.5 points, 6.1 rebounds, 3.1 steals and 2.7 assists per game this past season at New Hope High School in Columbus, Miss. ... helped guide the Trojans to a 22-8 record in 2014-15, pouring in 27 points (19 in the second half) as New Hope rallied from an 18-point deficit to defeat Meridian, 58-56, in the 18th-annual Joe Horne Columbus Christmas Invitational ... the next day, Johnson netted 21 points in a 70-69 win over Columbus. **Personal:** Major is criminal justice ... son of Phebie Moore ... born Sept. 20, 1996.



## #2 Shemar Johnson

JOHNSON'S BESTS		
	2015-16 Season .....	Career
Points	N/A .....	N/A
FG	N/A .....	N/A
FGA	N/A .....	N/A
3FG	N/A .....	N/A
3FGA	N/A .....	N/A
FT	N/A .....	N/A
FTA	N/A .....	N/A
Rebounds	N/A .....	N/A
Assists	N/A .....	N/A
Blocks	N/A .....	N/A
Steals	N/A .....	N/A
Minutes	N/A .....	N/A

**About Ge'Lawn:** An experienced, strong guard who will make an immediate impact ... known as an impressive defender, as well as a scoring threat on the offensive end of the floor ... has competed at the high major level and was highly recruited out of high school. **2015-16:** Currently leads the team in scoring (17.9 ppg), blocks (0.8 bpg) and steals (1.2 spg), is third in rebounding (4.0) and assists (1.8 app) ... played a season high 39 minutes and scored a team-high 24 points and grabbed three steals in the loss to Chattanooga (2/13) ... led the Bucs to an overtime win against Samford (2/11/16), scoring a game-high 25 points, including seven critical points in overtime to seal the victory ... despite feeling under the weather, Guyn played 31 minutes, scoring 11 points and netted the go-ahead basket in the final seconds of the Bucs' win over UNC Greensboro (2/6) ... posted a game high 20 points and matched his career high with eight rebounds in the win over VMI (2/4) ... scored 19 points in the loss to Furman (1/30) ... had a team high 18 points in the loss to Wofford (1/28) ... scored 20 points and made a game-tying shot to force overtime late in regulation, helping the Bucs to a win over The Citadel (1/23) ... forced overtime with a basket late in regulation, and then connected on the game-winning score in OT to give the Bucs a win over Mercer (1/21), finishing the game with 18 points ... scored a team high 21 points in the loss to UTC (1/16) ... had 17 points, seven rebounds and three steals in the win over Samford (1/14) ... put together a spectacular offensive effort in the win over UNC Greensboro (1/9), scoring a career high 28 points on 10-of-14 shooting and a career high



#3 Ge'Lawn Guyn

6-of-9 clip from 3-point range .... netted 11 points and dished out three assists in the win over N.C. Central (1/4), while also matching his season high with 37 minutes of court time ... returned to action in the win over Western Carolina (1/2), scoring 10 points and dishing out four assists despite early foul trouble that limited his minutes ... sat out the Morehead State game (12/30) with a calf injury and is listed day-to-day ... played a season high 37 minutes, scoring a game-high 22 points in the loss to Tennessee (12/22) ... set career marks for points (27), field goals (9), 3-pointers (6) and minutes played (36) in the win over Eastern Kentucky (12/18), going 9-of-15 from the floor and 6-of-10 from 3-point range ... netted a game-high 18 points and matched his career high with four 3-pointers in the win over Milligan (12/10) ... had a season high four steals and scored nine points in the loss to Tennessee Tech (12/2) ... scored 18 points while matching or setting season highs for steals (2) and blocks (2) in the loss to UNC Wilmington (11/28) ... had another impressive outing in the loss to Charleston Southern (11/24), scoring a game-high 23 points ... enjoyed a heroic effort in the win over Georgia Tech (11/22), hitting the game-winning 3-pointer in the final seconds and finishing with a game-high 24 points and a team-high seven rebounds ... put together his second straight impressive offensive outing with a game-high 26 points to go with a team-high eight rebounds in the win over Green Bay (11/17) ... debuted as a Buccaneer at the starting point guard position and responded with a game-high 19 points and five assists in the win over Averett (11/14). **Prior to ETSU:** Was a three-year contributor for the Cincinnati Bearcats, playing in over 100 games during his career and starting each of the team's 34 contests during his junior season in 2013-14 ... Guyn left the program following an injury during his senior season in 2014-15, and by NCAA rule he will be eligible to play for the Buccaneers this upcoming season after receiving his undergraduate degree from Cincinnati. ... during his junior season at Cincinnati, Guyn averaged 19 minutes a game, scoring 4.5 points and grabbing two rebounds a contest ... he averaged just one turnover a game during American Athletic Conference play that season ... Prior to his time with the Bearcats, Guyn was a standout high school and prep school player, averaging 16 points, six rebounds and nine assists per game while at South Kent Prep (Ky.) ... his high school years at Scott County were highlighted by the team's state semifinal run in 2009-10. ... Following his prep career, Guyn ranked among the Top 50 shooting guards in the nation by Scout.com, while being listed as a three-star prospect by Scout.com and Rivals.com. **Personal:** Major is Sports Management ... son of George and Rebecca Guyn ... Nov. 24, 1990.

GUYN'S BESTS		
	2015-16 Season	Career
Points	28 vs. UNC Greensboro (1/9/16)	28 vs. UNC Greensboro (1/9/16)
FG	10 vs. UNC Greensboro (1/9/16)	10 vs. UNC Greensboro (1/9/16)
FGA	19 vs. Chattanooga (1/16/16)	19 vs. Chattanooga (1/16/16)
3FG	6 twice, most recent vs. UNC Greensboro (1/9/16)	6 twice, most recent vs. UNC Greensboro (1/9/16)
3FGA	13 vs. Chattanooga (1/16/16)	13 vs. Chattanooga (1/16/16)
FT	7 vs. Averett (11/14/15)	7 vs. Averett (11/14/15)
FTA	9 vs. Averett (11/14/15)	9 vs. Averett (11/14/15)
Rebounds	8 twice, most recent vs. VMI (2/4/16)	8 twice, most recent vs. VMI (2/4/16)
Assists	5 vs. Averett (11/14/15)	5 vs. Averett (11/14/15)
Blocks	2 6 times, most recent vs. Samford (2/11/16)	2 6 times, most recent vs. Samford (2/11/16)
Steals	4 vs. Tennessee Tech (12/2/15)	4 vs. Tennessee Tech (12/2/15)
Minutes	39 vs. Chattanooga (2/13/16)	39 vs. Chattanooga (2/13/16)



**About Peter:** A unique player for ETSU's program with great length and height ... a top recruit coming out of high school ... has a great shooting touch and can score the basketball ... great shot blocker and defender. **2015-16:** Second on the team in blocks per game (0.7) ... scored eight points in just nine minutes of action against UNC Greensboro



#5 Peter Jurkin

(2/6) ... posted career highs for points (11) and was a perfect 5-for-5 at the foul line in just six minutes of game action in the Bucs' win over The Citadel (1/23) ... scored seven points, grabbed four rebounds and blocked a career high three shots in the win over Samford (1/14) ... had a season high four free throws and two blocks in the win over VMI (1/11) ... grabbed six rebounds and matched his season high with two blocks in the win over Western Carolina (1/2) ... matched his season high with seven rebounds in the loss to Tennessee (12/22) ... enjoyed a solid game in the win over Eastern Kentucky (12/18), scoring nine points and grabbing three rebounds, while also collecting a season high two steals ... played his most productive and aggressive game of the season, scoring 10 points and grabbing seven rebounds in 18 minutes against Tennessee Tech (12/2) ... enjoyed his best game of the year so far, playing a season high 16 minutes and scoring eight points in the loss to UNC Wilmington (11/28) ... played a season high 12 minutes and was 3-for-3 at the foul line in the loss to No. 8 Villanova (11/20) ... gave the Bucs a lift midway through the first half of the Green Bay

win (11/17), finished with four points, three rebounds and two blocks in the game ... made his debut as a Buccaneer in the starting lineup at the center position, scoring seven points in the win over Averett (11/4). **2014-15:** Sat out the season as a transfer. **Prior to ETSU:** Played two seasons at Indiana University but was hampered by injury during those two seasons ... was one of the top recruits in the country coming out of high school ... averaged 14.8 points and 8.1 rebounds a game for former NBA veteran Muggsy Bogues at United Faith Christian Academy ... was a three-star recruit by both Rivals.com and Scout.com as a senior. **Personal:** Major is Sports Management ... son of Paul and Martina Jurkin ... born Dec. 16, 1992.

**JURKIN'S BESTS**

	2014-15 Season	Career
Points	11 vs. The Citadel (1/23/16)	11 vs. The Citadel (1/23/16)
FG	4 3 times, most recent vs. Samford (2/11/16)	4 3 times, most recent vs. Samford (2/11/16)
FGA	7 vs. Tennessee Tech (12/2/15)	7 vs. Tennessee Tech (12/2/15)
3FG	N/A	N/A
3FGA	1 vs. Samford (1/14/16)	1 vs. Samford (1/14/16)
FT	5 vs. The Citadel (1/23/16)	5 vs. The Citadel (1/23/16)
FTA	5 vs. The Citadel (1/23/16)	5 vs. The Citadel (1/23/16)
Rebounds	7 twice, most recent vs. Tennessee (12/22/15)	7 twice, most recent vs. Tennessee (12/22/15)
Assists	N/A	N/A
Blocks	3 vs. Samford (1/14/16)	3 vs. Samford (1/14/16)
Steals	2 vs. Eastern Kentucky (12/18/15)	2 vs. Eastern Kentucky (12/18/15)
Minutes	18 twice, most recent vs. Wofford (1/28/16)	18 twice, most recent vs. Wofford (1/28/16)



**About Isaac:** A player with a great deal of potential and talent ... extremely long and plays larger than his 6-foot-7 frame ... known as a tenacious rebounder and high-energy player during his prep career. **2015-16:** Currently first on the team with 6.3 rebounds a game ... had 14 points and eight rebounds in the loss to Chattanooga (2/13) ... scored 12 points and collected nine rebounds in the win over Samford (2/11) ... grabbed 10 boards in the win over UNC Greensboro (2/6) ... had 11 rebounds and nine points in the win over VMI (2/4) ... enjoyed one of the best games of his career, scoring a personal high 20 points and posting a double-double thanks to 11 rebounds in the win over The Citadel (1/23) ... grabbed a career high 14 rebounds in the win over Mercer (1/21) ... scored 11 points and collected a career high two steals in the win over Samford (1/14) ... enjoyed one of his best games of the year against N.C. Central (1/4), posting a double-double with 12 points and 12 rebounds in a season-high 34 minutes of action ... played a fantastic game in the win at Western Carolina (1/2), matching his career high with five field goals and posted a season best with three assists, while also finishing the game with 10 points and seven rebounds ... collected nine points and seven rebounds, playing a season high 32 minutes in the loss to Asheville (12/15) ... had his first career double-double with 11 points and 10 rebounds in the win over Milligan (12/10) ... matched his career high with four blocks, while setting season highs for rebounds (6) and minutes played (30) ... scored six points and grabbed three rebounds in the win over Georgia Tech (11/22) ... matched his career high with 12 points in the win over Green Bay (11/17), while also grabbing five rebounds and blocking two shots ... was in the starting lineup at the power forward position in the season opener against Averett (11/14), scoring four points and grabbing four rebounds. **2014-15:** Played in 28 games and started 14 ... averaged 4.9 rebounds and 2.9 points a game, while shooting 52 percent from the floor ... grabbed a career high 14 rebounds in the loss to The Citadel (2/26) ... dished out a strong three assists and grabbed five rebounds in the loss to Samford (2/7) ... had a team-high eight rebounds, scored four points and blocked two shots in the loss to Wofford (2/5) ... njoyed a solid game in the win over The Citadel (1/22), grabbing eight rebounds, scoring seven points and blocking three shots in 24 minutes ... had a career high four blocks and scored a season high eight points in the win over Tusculum (1/19) ... rabbed a game-high nine rebounds in the win over Mercer (1/8) ... had a career high 10 rebounds, while scoring four



#10 Isaac Banks

points and dishing out three assists in the loss to VCU (12/22) ... stepped into the starting lineup for the first time in his career against Eastern Kentucky (12/16), and played extremely well, setting career highs for minutes played (40), assists (4) and rebounds (9) ... played well in the loss to UNCG (12/13), grabbing six rebounds, scoring four points, blocking two shots and dishing out an assist ... hit his first career 3-pointer and posted season highs for points (7), rebounds (6) and minutes (13) against UVa.-Wise (11/18) ... played six minutes and scored two points in the opener at Valpo (11/14). **2013-14:** Played in 23 games as a true freshman, averaging 1.3 ppg and 1.2 rpg ... scored six points in the win over Kennesaw State (1/4/14) ... enjoyed a strong game with personal bests for points (12), rebounds (9), blocks (2) and minutes played in the win over Tusculum (12/16) ... set or matched season highs for rebounds (5), assists (2), points (2) and blocks (1) in 12 minutes of play against Georgia Tech (12/7) ... scored his first two points in college with a basket against Winthrop (11/19) ... made his collegiate debut against Charlotte (11/8), collecting four rebounds, two assists and one block in 11 minutes of play. **High School:** Averaged 19 points, 16 rebounds and four blocks a game as a senior at John Curtis High School, and was an all-metro, all-district and all-state selection two years in a row during his prep career ... In addition, he led his team to the Louisiana Class 2A state championship in 2011-12 and was named the tournament's most valuable player ... Averaged double figures scoring for three seasons at the prep level, and in fact his best statistical year came as a junior when he averaged 20 points, 16 rebounds and four blocks per game. **Personal:** Major is Business ... born Nov. 24, 1994.

**BANK'S BESTS**

	<b>2015-16 Season</b>	<b>Career</b>
Points	20 vs. The Citadel (1/23/16)	20 vs. The Citadel (1/23/16)
FG	9 vs. The Citadel (1/23/16)	9 vs. The Citadel (1/23/16)
FGA	12 vs. The Citadel (1/23/16)	12 vs. The Citadel (1/23/16)
3FG	N/A	1 vs. UVa.-Wise (11/18/14)
3FGA	N/A	1 twice, most recent vs. UVa.-Wise (11/18/14)
FT	5 vs. Milligan (12/10/15)	5 vs. Milligan (12/10/15)
FTA	8 vs. Milligan (12/10/15)	8 vs. Milligan (12/10/15)
Rebounds	14 vs. Mercer (1/21/16)	14 twice, most recent vs. Mercer (1/21/16)
Assists	3 vs. Western Carolina (1/2/16)	4 vs. Eastern Kentucky (12/16/14)
Blocks	4 vs. Charleston Southern (11/24/15)	4 twice, most recent vs. Charleston Southern (11-24-15)
Steals	2 vs. Samford (1/14/16)	2 vs. Samford (1/14/16)
Minutes	38 vs. The Citadel (1/23/16)	40 vs. Eastern Kentucky (12/16/14)



**About Desonta:**

A quality guard who can score the basketball ... brings athleticism to the perimeter ... was highly recruited. **2015-16:** Collected 10 points, five rebounds and a season high four assists in the win over Samford (2/11) ... had 11 points and was a perfect 2-of-2 from 3-point range in the win over UNCG (2/6) ... enjoyed a solid game in the win over VMI (2/4), scoring 14 points and going a perfect 7-of-7 from the free throw line ... had the best offensive game of his career, setting personal bests for points (17), field goals (7) and field goals attempted (9) in the loss to Wofford (1/28) ... matched his season highs for assists (4) and steals (2) in the win over Mercer (1/21) ... continued his development with another solid performance in the loss to UTC (1/16), scoring a season high 12 points, while matching his career high with four field goals, and season highs with two steals and 24 minutes of game play ... set or matched career highs for field goals (4) and 3-pointers (2), while scoring 11 points and dishing out three assists in the win over VMI (1/11) ... enjoyed one of his best games of the year, making clutch plays down the stretch and finishing with six points, four assists and two steals in the win over N.C. Central (1/4) ... played a season high 24 minutes and grabbed a career-best six rebounds in the loss to Tennessee Tech (12/2) ... scored nine points and dished out a team-high four assists in the win over Green Bay (11/17) ... came off the bench to score 11 points and posted career highs for free throws (7) and rebounds (5) in the win over Averett (11/14). **2014-15:** Averaged 4.1 points per game and played in 29 contests as a true freshman ... made the most of his first career start, playing a personal best 26 minutes and scoring 12 points in the win over Furman (2/14) ... in the Furman win, he also hit two 3-pointers, including one last in the game that helped seal the win ... played a career high 23 minutes, scoring five points and grabbing three rebounds in the win over UNC Greensboro (2/12) ... and came off the bench to provide a spark in the loss to Wofford (2/5), finishing with a career high 14 points and three steals in 20



## #11 Desonta Bradford

minutes of play ... provided solid minutes in the loss to Wofford (1/24), scoring eight points and grabbing two rebounds in 18 minutes of action ... had a career high five assists and scored five points in the win over Tusculum (1/19) ... came off the bench to score five points in 12 minutes of play against Chattanooga (1/10) ... had a career high 10 points and four field goals in the win over VMI (1/2) ... missed the game at Tennessee (12/31) with a wrist injury ... had a nice outing against UNCG (12/13), scoring nine points, grabbing three rebounds and dishing out two assists in 17 minutes ... played 15 minutes, picked up his first career block and dished out two assists in the win over Morehead State (12/1) ... hit his first career 3-pointer and netted five points in 10 minutes against Asheville (11/22) .. scored six points and posted personal bests for rebounds (3) and assists (4) in the win over UVa.-Wise (11/18) ... made his collegiate debut, scoring six points, while grabbing two rebounds and two steals in the opener at Valpo (11/14). **High school:** Was named the Tennessee Class A Mr. Basketball winner and was a McDonald's All-American nominee his senior season out of Humboldt High School in Humboldt, Tenn. ... averaged averaged 21.7 points, 7.3 rebounds and 5.3 assists per game his final season in high school, shooting 54 percent from the field and 41 percent from 3-point range during the regular season, on his way to being named first-team all-state. ... as a junior, he led the Vikings to a state championship and was an all-tournament selection, and this year he was the All-District 14-A and All-Region 7-A MVP. He chose the Bucs after considering programs such as Murray State, Butler and Southeast Missouri State. **Personal:** Major is undecided ... son of Sharlice Bradford ... born April 12, 1996.

BRADFORD'S BESTS		
	2015-16 Season	Career
Points	17 vs. Wofford (1/28/16)	17 vs. Wofford (1/28/16)
FG	7 vs. Wofford (1/28/16)	7 vs. Wofford (1/28/16)
FGA	9 vs. Wofford (1/28/16)	9 vs. Wofford (1/28/16)
3FG	2 twice, most recent vs. UNC Greensboro (2/6/16)	2 3 times, most recent vs. UNC Greensboro (2/6/16)
3FGA	3 vs. VMI (1/11/16)	3 vs. VMI (1/11/16)
FT	7 twice, most recent vs. VMI (2/4/16)	7 twice, most recent vs. VMI (2/4/16)
FTA	9 vs. Averett (11/14/15)	9 vs. Averett (11/14/15)
Rebounds	6 vs. Tennessee Tech (12/2/15)	6 vs. Tennessee Tech (12/2/15)
Assists	4 4 times, most recent vs. Samford (2/11/16)	5 vs. Tusculum (1/19)
Blocks	1 8 times, most recent vs. Chattanooga (2/13/16)	1 12 times, most recent vs. Chattanooga (2/13/16)
Steals	3 vs. Wofford (1/28/16)	3 twice, most recent vs. Wofford (1/28/16)
Minutes	26 vs. Samford (2/11/16)	26 twice, most recent vs. Samford (2/11/16)



**About Hanner:** A tremendous athlete who will provide superior athleticism to the Bucs' inside game ... possibly the most highly decorated recruit in program history ... a talented shot blocker with an "above the rim" game. **2015-16:** Is sitting out this season for NCAA transfer rules. **Prior to ETSU:** Played the last three seasons in the Big 10 Conference at Indiana University and will be required by NCAA rules to sit out the 2015-16 season ... will be eligible for his senior season in 2016-17 ... during his junior year at IU, he played 19.5 minutes per game, averaging 6.5 points and 2.7 rebounds to go with a team-high 33 blocks for the Hoosiers. ... as a senior in high school, Mosquera-Perea was the No. 9 rated power forward in his class and the overall No. 43 rated recruit in the nation according to Rivals.com, making him likely the most decorated recruit in ETSU program history. ... over his three seasons at Indiana, he averaged 11.2 minutes per game, while also netting a total of 265 points, 202 rebounds and 51 blocks with the Hoosiers. ... he also shot over 57 percent from the floor and 61 percent from the foul line during his time in Bloomington. **Personal:** Major is Sports Management ... son of Hamilton Mosquera Murillo and Liz Amanda Perea Martines ... born January 29, 1993.



## #12 Hanner Mosquera-Perea

MOSQUERA-PERA'S BESTS		
	2015-16 Season .....	Career
Points	N/A .....	N/A
FG	N/A .....	N/A
FGA	N/A .....	N/A
3FG	N/A .....	N/A
3FGA	N/A .....	N/A
FT	N/A .....	N/A
FTA	N/A .....	N/A
Rebounds	N/A .....	N/A
Assists	N/A .....	N/A
Blocks	N/A .....	N/A
Steals	N/A .....	N/A
Minutes	N/A .....	N/A



**About A.J.:** A solid defender with great length and athleticism . . . versatile player offensively that can man multiple positions. **2015-16:** Will miss the remainder of the season with a left hand injury ... at the time of the injury, he ranked third on the team in scoring with 8.8 ppg and was second on the team in rebounding with 4.1 rpg ... left the N.C. Central (1/4) game with the hand injury and missed his first game of the year against UNC Greensboro (1/9) ... had his second double-double effort of the year with 17 points and 10 rebounds in the loss to Charleston Southern (11/24) ... showed why he was a preseason All-SoCon pick with a double-double effort in the season-opening win over Averett (11/14), collecting 17 points, 10 rebounds, two assists and a career-high five steals. **2014-15:** Led team with 6.1 rebounds per game and had a team-best .486 shooting percentage among starters ... ranks fourth on the team with 10.3 points per game, playing in all 30 games and starting 28 contests ... scored a season-high 19 points, going 8-of-12 from the field in the loss to The Citadel (2/26) ... posted another double-double with 12 points and 10 rebounds in the loss to Chattanooga (2/21) ... made a season high six field goals and finished with 13 points to go along with a team-high eight rebounds in the win over Tennessee Tech (2/16) ... posted a season-best 18 point effort in the win over Furman (2/14), while setting or matching career bests for assists (3) and minutes played (38) ... netted 11 points including two thunderous dunks in the win over UNC Greensboro (2/12) ... scored 14 points by going 6-of-7 from the field and matched his career high with three assists in the loss to Samford (2/7) ... provided nine points and five boards in the win over N.C. Central (1/31) ... had a team-high nine rebounds and scored five points in the loss to Furman (1/29) ... scored 12 points and collected four rebounds in the loss to Wofford (1/24) ... had a game-high 11 rebounds and scored nine points in the win over Tusculum (1/19) ... matched his career high with two made 3-pointers, scoring 13 points and grabbing eight rebounds in the loss to VMI (1/17) ... had 12 points and matched his career high with four steals in the win over Western Carolina (1/15) ... collected a team-high eight rebounds and scored five points in the loss to Chattanooga (1/10) ... had eight points and eight rebounds in the win over Mercer (1/8) ... matched his career high with three assists and scored 10 points in the win over Samford (1/5) ... posted his seventh career double-double with a season-high 17 points and 10 rebounds in the win over VMI (1/2) ... also had a season high three steals vs. VMI (1/2) ... had a great game against UNCG (12/13), posting a double-double with 13 points and a career high 14 rebounds, while also matching or posting personal bests for assists (3), blocks (2) and minutes played (35) ... ut together his best game of the year so far, matching or surpassing season highs for points (16), field goals (5), free throws (6) and rebounds (6) ... scored seven points and was a season-best 5-of-6 from the free throw line in the win over



## #13 A.J. Merriweather

Morehead State (12/1) ... netted seven points and matched or bested his season highs for rebounds (6), assists (3) and blocks (1) in the win over Asheville (11/22) ... scored 10 points in the win over UVa.-Wise (11/18) ... netted 12 points and matched his career high with two 3-pointers in the loss at Valpo (11/14). **2013-14:** Led the team with 6.3 rebounds a game and was fifth on the team in scoring with 9.5 ppg ... was an Atlantic Sun Conference All-Freshman team selection ... had 11 points and five rebounds in the win over Chattanooga (3/18) ... connected on the game-winning free throw with 1.5 seconds left as the Bucs dropped Lipscomb (3/4) in the quarterfinals of the A-Sun Tournament ... posted his fifth double-double of the year with 13 points and 10 rebounds in the win over Stetson (2/15) ... collected his fourth career double-double with 10 points and 11 rebounds, while also picking up three steals in the win over FGCU (2/13) ... had 12 points and eight rebounds in the win over Lipscomb (2/8) ... matched his career high with 11 rebounds and scored nine points in the win over Northern Kentucky (2/6) ... scored 14 points and grabbed nine rebounds in the win over Kennesaw State (2/2) ... had a personal best three assists and scored 10 points in the win over Northern Kentucky (1/11) ... scored a career high 20 points and grabbed nine rebounds in the loss to Mercer (1/6) ... picked up his third career double-double with a career-high 19 points and game-high 10 rebounds in the win over Kennesaw State (1/4/14) ... was named the Atlantic Sun Conference Newcomer of the Week on Dec. 9 ... posted career bests for assists (3), steals (4) and made 3-pointers (2), while scoring 14 points and grabbing four rebounds in the win over Austin Peay (12/21) ... matched his career best with 18 points and added seven rebounds in the loss to Georgia Tech (12/7) ... collected his second double-double of his career with a career high 18 points and 11 rebounds in the win over Austin Peay (12/4) ... netted 13 points and matched his career best with five field goals in the loss to Tennessee Tech (11/27) ... scored 12 points and grabbed nine rebounds in the win over Stephen F. Austin (11/23) ... netted 15 points and seven rebounds in the win over Samford (11/21) ... posted his first career double-double with career bests for points (12) and rebounds (11) in the loss to Morehead State (11/12) ... making his collegiate debut at Charlotte (11/8), he scored 10 points, while grabbing a team-high seven rebounds and three steals in 29 minutes of play. **High School:** Averaged 14 points, eight rebounds, two steals and two assists as a senior at South Side High School ... was an all-district, all-region and all-state selection, while also being named as a finalist for Tennessee Class AA Mr. Basketball ... posted the highest grade point average on his team. **Personal:** Major is Engineering ... son of Albert and Mitzi Merriweather ... born Aug. 26, 1995.

### MERRIWEATHER'S BESTS

	2015-16 Season	Career
Points	17 twice, most recent vs. Charleston Southern (11/24/15)	20 vs. Mercer (1/6/14)
FG	6 vs. Charleston Southern (11/24/15)	8 twice, most recent vs. The Citadel (2/26/15)
FGA	11 vs. Tennessee (12/22/15)	14 vs. Chattanooga (2/21/15)
3FG	1 3 times, most recent vs. Tennessee (12/22/15)	2 4 times, most recent vs. Mercer (2/28/15)
3FGA	3 vs. Tennessee (12/22/15)	4 vs. Valparaiso (11/14/14)
FT	7 vs. Averett (11/14/15)	8 vs. Morehad State (11/12/13)
FTA	8 vs. Charleston Southern (11/24/15)	12 vs. Morehead State (11/12/13)
Rebounds	10 twice, most recent vs. Charleston Southern (11/24/15)	14 vs. UNC Greensboro (12/13/14)
Assists	2 5 times, most recent vs. Tennessee (12/22/15)	3 9 times, most recent vs. Chattanooga (2/21/15)
Blocks	1 vs. Averett (11/14/15)	2 twice, most recent vs. Mercer (2/28/15)
Steals	5 vs. Averett (11/14/15)	5 vs. Averett (11/14/15)
Minutes	31 vs. Charleston Southern (11/24/15)	38 vs. Furman (2/14/15)

**About Deuce:**

A highly touted prep star out of Westchester Country Day School, Bello was ranked as one of the nation's top recruits coming out of high school. **2015-16:** Currently ranks third on the team in scoring with 8.9 points per game ... had a fantastic game in the win at UNCG (2/6), scoring a game high and matching his career high with 16 points, with 10 of those points coming in the final three minutes of the team's comeback win ... scored 10 points in the win over VMI (2/4) ... had 14 points, seven rebounds and three steals in the loss to Furman (1/30) ... his seven rebounds, three steals and six field goals against the Paladins (1/30) either matched or set new career highs ... scored 14 points, grabbed four rebounds, had two blocks, two assists and two steals in an all-around solid game in the win over The Citadel (1/23) ... blocked a career high three shots and played exceptional defense in the Bucs win over Mercer (1/21) ... had an impressive game against UTC (1/16), scoring 15 points and grabbing four rebounds, while throwing down three impressive dunks ... had a solid game with nine points and two steals in the win over VMI (1/11) ... netted nine points in the win over N.C. Central (1/4) ... enjoyed a strong performance in the win at Western Carolina (1/2), scoring 15 points, grabbing a season high five rebounds and dishing out two assists ... had a helpful 12 points off the bench and collected a season-high three steals in the win over Morehead State (12/30) ... dished out a season high seven assists in the loss to Tennessee (12/22) ... had 13 points in the win over Milligan (12/10) ... dished out a season high three assists and grabbed two steals in the loss to Tennessee Tech (12/2) ... had 13 points on 5-of-10 shooting in the loss to Charleston Southern (11/24), making a season high three 3-pointers ... posted or matched season highs for minutes (24), rebounds (5), assists (2) and steals (2) in the loss to No. 8 Villanova (11/20) ... scored seven points and grabbed three rebounds in the win over Green Bay (11/17) ... made his ETSU debut in the season-opening win over Averett (11/14), coming off the bench to score 16 points and blocking two shots in 22 minutes of action. **Prior to ETSU:** Bello averaged 10.9 minutes a game as a junior at Southeastern Conference member Missouri in 2014-15...Bello began his career at Baylor in 2011-12 and playing two seasons for the Bears, Bello sat out the 2013-14 season and played for Missouri as a redshirt junior last year, averaging 1.8 points and 1.1 rebounds per game...During his prep career at Westchester County Day, Bello averaged 19.3 points, 6.9 rebounds and 3.5 assists per game...Bello was rated as a four-star recruit by ESPN, Rivals.com and Scout.com. When he signed at Baylor, he was part of one of the nation's top recruiting classes. **Personal:** Major is undecided ... son of Ramon and Bummy Bello ... born Sept. 19, 1992.



#14 Deuce Bello

**BELLO'S BESTS**

	<b>2015-16 Season</b>	<b>Career</b>
Points	16 twice, most recent vs. UNC Greensboro (2/6/16)	16 twice, most recent vs. UNC Greensboro (2/6/16)
FG	6 vs. Furman (1/30/16)	6 vs. Furman (1/30/16)
FGA	9 4 times, most recent vs. The Citadel (1/23/16)	9 4 times, most recent vs. The Citadel (1/23/16)
3FG	3 vs. Charleston Southern (11/24/15)	3 vs. Charleston Southern (11/24/15)
3FGA	8 vs. Charleston Southern (11/24/15)	8 vs. Charleston Southern (11/24/15)
FT	7 twice, most recent vs. Western Carolina (1/2/16)	7 twice, most recent vs. Western Carolina (1/2/16)
FTA	12 vs. Western Carolina (1/2/16)	12 vs. Western Carolina (1/2/16)
Rebounds	7 vs. Furman (1/30/16)	7 vs. Furman (1/30/16)
Assists	4 vs. Tennessee (12/22/15)	4 vs. Tennessee (12/22/15)
Blocks	3 vs. Mercer (1/21/16)	3 vs. Mercer (1/21/16)
Steals	3 twice, most recent vs. Furman (1/30/16)	3 twice, most recent vs. Furman (1/30/16)
Minutes	28 twice, most recent vs. Chattanooga (2/13/16)	28 twice, most recent vs. Chattanooga (2/13/16)

**About Lester:** A highly athletic player who is a proficient scorer both inside and outside the arc ... hard to define his position because he has guard/forward size ... has shown proficiency as a 3-point shooter as well. **2015-16:** Currently third on the program's all-time list for made 3-pointers with 253 makes, just recently passing former great Keith "Mister" Jennings, who had 223 threes in his career, and he



## #15 Lester Wilson

ranks 13th on the all-time scoring list with 1,314 points ... went 3-for-6 from 3-point range and scored nine points in the win over Samford (2/12) ... matched his career high with two assists in the loss to Furman (1/30) ... was a perfect 5-for-5 at the line and scored 10 points in the loss to Wofford (1/28) ... played a season high 36 minutes and hit a clutch 3-point shot in the OT win over Mercer (1/21) ... he continued his emergence offensively with another 16-point effort and hit four 3-pointers in the win over Samford (1/14) ... enjoyed a 16-point effort in the win over VMI (1/11) ... had a break-out game in the win over UNC Greensboro, hitting five 3-pointers and scoring 17 points off the bench (1/9) ... had his best game of the season, coming off the bench to post played a season high 23 minutes and responded to the extra playing time with a season high nine points, seven rebounds and one steal in the win over N.C. Central (1/4) ... connected on two 3-pointers and finished with eight points in the win over Western Carolina (1/2) ... had a pair of 3s in the win over Morehead State (12/30) and played a season high 15 minutes ... set or matched season bests for points (9), field goals (3), 3-pointers (2) and rebounds (5) in the loss to Tennessee (12/22) ... connected on a pair of 3-pointers for the third game in a row and finished with a season high nine points in the loss to No. 8 Villanova ... hit another pair of 3-pointers and finished with six points in the win over Green Bay (11/17) ... scored seven points and was 2-of-4 from 3-point range in the win over Averett (11/14). **2014-15:** Finished third on the team with 12.6 points per game ... ended the season with 210 made 3-pointers for his career, which leaves him 66 shy of the school record of 276 set by Courtney Pigram from 2005 to 2009 ... eclipsed 1,000 points for his career with a 3-pointer at the 19:13 mark of the first half and scored 11 points in the win over The Citadel (1/22) ... collected 18 points -- 17 in the first half -- in the Bucs loss to Mercer (2/28), matching his season high for 3-pointers in a game with five ... netted 15 points on 6-of-12 shooting in the win over Tennessee Tech (2/16) ... had a 20-point effort in the win over Furman (2/14), setting new personal bests for free throws (7) and free throws attempted (11) ... netted 13 points in the loss to Samford (2/7) ... scored 10 points in the win over N.C. Central (1/31) ... had a team-high and season-high 21 points in the loss to Furman (1/29) ... posted a double-double with 11 points and a season high 10 rebounds in the win over Tusculum (1/19) ... matched his career high for the second game in a row with three steals, while also scoring 12 points and grabbing six rebounds in the loss to VMI (1/17) ... matched his career high with three steals in the win over Western Carolina (1/15) ... netted 15 points and matched his career highs for assists (2) and blocks (2) in the loss to Chattanooga

(1/10) ... had 14 points in the win over Mercer (1/8) ... scored 17 points in the victory over Samford (1/5) ... scored 11 points in the win over VMI (1/2) ... netted 16 points in the loss to Tennessee (12/31) ... played a career high 40 minutes, scoring 11 points in the loss to VCU (12/22) ... made four second-half 3-pointers, ultimately scoring 15 points and helping lift the Bucs past Eastern Kentucky (12/16) ... netted 17 points and matched his season high for 3-pointers with five in the win over Western Carolina (12/3) ... made several clutch shots -- including three straight 3-pointers late in the game -- finishing with 18 points and a season-best two steals in the win over Morehead State (12/1) ... posted a season best 20-point effort in the win over Winthrop (11/24) ... scored a season high 18 points and six rebounds, and blocked a career high two shots in the win over UVA.-Wise (11/18) ... had 10 points and four rebounds in the loss to Valpo (11/14) in the season opener. **2013-14:** Finished fourth on the team with 10.1 points per game on the year ... scored 11 points and grabbed six rebounds in the loss to Towson (3/21) in the CIT quarterfinals ... netted 13 points in the win over Lipscomb (3/4) ... had 12 points in the loss to USC Upstate (2/28) ... scored 15 points in the win over UNF (2/22) ... set career highs for points (31) and made 3-pointers (7) in the loss to Jacksonville (2/20) ... netted 15 points in the win over Stetson (2/15) ... had one of his best games of the season, hitting a career high six 3-pointers and playing a season high 34 minutes in the win over FGCU (2/13) ... played a season high 31 minutes, scoring in double figures for the fifth game in a row and posted a double-double with 10 points and 10 rebounds in the loss to USC Upstate (2/10) ... reached double figures for the fourth straight game, netting 13 points and grabbing seven rebounds in the win over Lipscomb (2/8) ... scored a team-high 19 points and grabbed six rebounds in the win over Kennesaw State (2/2) ... scored double figures for the second straight game, netting 14 points in the loss to Mercer (1/31) ... rebounded from his recent scoring struggles to net 13 points on 3-of-6 shooting in the win over Jacksonville (1/25) ... scored 10 points in the loss to Stetson (1/16) ... had a season best nine rebounds and scored 13 points in the win over Tusculum (12/16) ... scored 13 points in the win over Marshall (11/30) ... enjoyed his best game of the season with a team-high 20 points on 8-of-13 shooting in the win over Samford (11/21) ... had 13 points and matched his career bests for free throws (5) in the loss to Morehead State (11/12) ... scored 10 points in the season-opening loss to Charlotte (11/8). **2012-13:** Finished second on the team with 13.0 points per game ... was named by ESPN.com as one of the nation's top 25 freshman players earlier in the year ... was an Atlantic Sun Conference All Freshman team pick ... has eclipsed 20 points in six games this season ... netted 10 points in the loss to North Florida (2/21) ... scored 11 points in the win over Lipscomb (2/2) ... posted 16 points and six rebounds in the loss to Northern Kentucky (1/31) ... netted 16 points in the loss to USC Upstate (1/28) ... collected his second double-double of the year with a 15-point, 10-rebound effort in the win over North Florida (1/26) ... has posted back-to-back 19-point games against Kennesaw State (1/19) and Jacksonville (1/24) ... posted a game-high 21 points for the second straight contest, leading the Bucs past league-leading FGCU (1/12) ... had a game-high 21 points in the loss to Stetson (1/10) ... posted 11 points in the win at Northern Kentucky ... scored a team-best 16 points and hit on 50 percent of his shots in the loss to Lipscomb (1/5) ... had a team-high 14 points in the loss to VCU (1/2) ... managed just one double figure scoring game at the Diamond Head Classic, with 11 points against Hawaii (12/23) ... scored a team high 16 points in the loss to Charleston Southern (12/18) ... posted a team-high 14 points in the loss to Ole Miss (12/14), and played a career-high 40 minutes ... netted his first career double-double with 13 points and a career-high 11 rebounds in the loss to North Carolina (12/8) ... picked up his fourth 20-plus point game with 21 in the loss to James Madison (12/5) ... posted a career high 27 points and matched his personal best with nine rebounds in the win over Milligan (11/29) ... was named A-Sun Newcomer of the Week for the second time this season (11/27) ... netted a team high 12 points in the loss to Georgia (11/23) ... continues to impress with his play, scoring a career high 26 points and grabbing eight rebounds in the win over Charleston Southern (11/20) ... was named the Atlantic Sun Conference newcomer of the week after an impressive debut performance at Virginia Tech (11/10), scoring a team-high 20 points and grabbing nine rebounds in 27 minutes of action. **2011-12:** Redshirted. **High school:** Averaged over 27 points and 13 rebounds a game in high school, on his way to multiple postseason honors including all-district and all-region

awards for four straight years ... was an all-state pick as a senior. **Personal:** Major is engineering ... son of Katrina Wilson ... born Feb. 15, 1993.

### WILSON'S BESTS

	2015-16 Season	Career
Points	17 vs. UNC Greensboro (1/9/16)	31 vs. Jacksonville (2/20/14)
FG	6 vs. Samford (1/14/16)	10 twice, most recent vs. Jacksonville (2/20/14)
FGA	12 vs. UNC Greensboro (1/9/16)	23 vs. JMU (12/5/12)
3FG	5 vs. UNC Greensboro (1/9/16)	7 vs. Jacksonville (2/20/14)
3FGA	9 vs. UNC Greensboro (1/9/16)	15 vs. FGCU (2/13/14)
FT	5 vs. Wofford (1/28/16)	7 vs. Furman (2/14/15)
FTA	5 vs. Wofford (1/28/16)	9 vs. Furman (2/14/15)
Rebounds	7 vs. N.C. Central (1/4/16)	11 vs. North Carolina (12/8/12)
Assists	2 twice, most recent vs. Chattanooga (2/13/16)	2 7 times, most recent vs. Chattanooga (2/13/16)
Blocks	1 twice, most recent vs. Samford (2/11/16)	2 twice, most recent vs. Chattanooga (1/10/15)
Steals	1 7 times, most recent vs. The Citadel (1/23/16)	3 3 times, most recent vs. VMI (1/17/15)
Minutes	36 vs. Mercer (1/21/16)	40 twice, most recent vs. VCU (12/22/14)



**About Nigel:** A back-to-the-basket scorer who fills an immediate need on the ETSU roster ... brings added size to the ETSU front court and is a very good post defender ... played alongside five other Division I players during his junior college years. **2015-16:** Matched his career high with three rebounds and scored two points in the win over Mercer (1/21) ... played a season high 16 minutes in the loss to No. 8 Villanova




## #21 Nigel Holley

... made his ETSU debut in the season-opening win over Averett (11/14), coming off the bench to score four points. **Prior to ETSU:** Spent the past two seasons at Vincennes University, where he helped his team combine for a 67-5 overall record, including a 33-2 mark last season and a No. 1 national ranking ... has enjoyed his share of success on the basketball court, having also won a North Carolina state championship at New Hanover High School. **Personal:** Major is business ... son of Simone Hardy ... born Feb. 15, 1995.

### HOLLEY'S BESTS

	2015-16 Season .....	Career
Points	4 twice, most recent vs. Georgia Tech (11/22/15) .....	4 twice, most recent vs. Georgia Tech (11/22/15)
FG	2 twice, most recent vs. Georgia Tech (11/22/15) .....	2 twice, most recent vs. Georgia Tech (11/22/15)
FGA	4 vs. Milligan (12/10/15) .....	4 vs. Milligan (12/10/15)
3FG	N/A .....	N/A
3FGA	N/A .....	N/A
FT	2 vs. Eastern Kentucky (12/18/15) .....	2 vs. Eastern Kentucky (12/18/15)
FTA	2 3 times, most recent vs. Eastern Kentucky (12/18/15) .....	2 3 times, most recent vs. Eastern Kentucky (12/18/15)
Rebounds	3 twice, most recent vs. Mercer (1/21/16) .....	3 twice, most recent vs. Mercer (1/21/16)
Assists	1 5 times, most recent vs. N.C. Central (1/4/16) .....	1 4 times, most recent vs. UNC Wilmington (11/28/15)
Blocks	N/A .....	N/A
Steals	N/A .....	N/A
Minutes	16 vs. Villanova (11/20/15) .....	16 vs. Villanova (11/20/15)

**About Abednego:**  
 Provides a unique skill set for a player with his size and strength ... a great amount of versatility and passion for the game ... helps shore up the team's front court. **2015-16:** Scored seven points and grabbed three rebounds in the loss to Furman (1/30) ... enjoyed a start in the win over Western Carolina (1/2), scoring nine points and grabbing four rebounds in 15 minutes of action ... got his first start



## #24 Benny Lufle

of the season in the win over Morehead State (12/30) ... had 10 points and four rebounds in the loss at Asheville (12/15) ... posted his first career double-double with a season high 11 points and 11 rebounds in the win over Milligan (12/10) ... enjoyed his best game so far as a Buc, scoring 10 points, grabbing seven rebounds, dishing out two assists and blocking a pair of shots in the win over Green Bay (11/17) ... played his first game at ETSU in the season-opening win over Averett (11/14), snatching eight rebounds in 14 minutes of action. **Prior to ETSU:** Played the past two seasons at Sheridan College located in Sheridan, Wyo., after having played previously at REDA Academy back in his home of Burlington, Ontario, Canada ... coming out of REDA Academy, Lufle was rated as the 16th-best player in Canada after averaging 27 points and 12 rebounds during his final prep season ... during his final season at Sheridan, Lufle averaged 12.3 points and 8.6 rebounds per game, shooting 58 percent from the floor while playing in 30 games and starting in 22 contests. During his freshman season, Lufle played in 32 games and averaged 9.3 points and 6.9 rebounds per contest, which included a season-high 23-point effort against Little Big Horn College. **Personal:** Major is Communications ... son of Benjamin and Leonnie Lufle ... June 8, 1994.

LUFLE'S BESTS		
	2015-16 Season	Career
Points	11 vs. Milligan (12/10/15)	11 vs. Milligan (12/10/15)
FG	4 twice, most recent vs. Western Carolina (1/2/16)	4 twice, most recent vs. Western Carolina (1/2/16)
FGA	8 vs. Tennessee Tech (12/2/15)	8 vs. Tennessee Tech (12/2/15)
3FG	N/A	N/A
3FGA	13 times, most recent vs. Tennessee Tech (12/2/15)	13 times, most recent vs. Tennessee Tech (12/2/15)
FT	5 vs. Milligan (12/10/15)	5 vs. Milligan (12/10/15)
FTA	5 vs. Milligan (12/10/15)	5 vs. Milligan (12/10/15)
Rebounds	11 vs. Milligan (12/10/15)	11 vs. Milligan (12/10/15)
Assists	2 vs. Green Bay (11/17/15)	2 vs. Green Bay (11/17/15)
Blocks	2 vs. Green Bay (11/17/15)	2 vs. Green Bay (11/17/15)
Steals	14 times, most recent vs. Wofford (1/28/16)	14 times, most recent vs. Wofford (1/28/16)
Minutes	25 vs. Morehead State (12/30/15)	25 vs. Morehead State (12/30/15)



**About Stetson:** Stetson will provide depth for the Buccaneers' backcourt this season and could provide a spark beyond the arc with his three-point shooting. **2015-16:** Came off the bench in the first half and scored two points in the win over Samford (1/14) ... sank a 3-pointer with less than a minute left that gave the Bucs a program record-tying 15 threes in the win over VMI (1/11) ... made his ETSU debut in the season-opening win over Averett (11/14). **Prior to ETSU:** Last season, Moore played for Walters State Community College and appeared in 26 games... Moore tallied 9.0 points per game and converted on 38.3 percent of his three-point attempts...Spent the 2013-14 season playing for Cleveland State Community College...Started in all 24 games for the Cougars averaging 10.5 points per game and shot 39 percent from three-point range...In the 2014-15 season, Moore played for Walters State Community College and appeared in 26 games...Moore tallied 9.0 points per game and converted on 38.3 percent of his three-point attempts... Graduated from Halls High School in 2013...Named Prep Extra and KIL Sophomore of the Year...Tallied over 1,500 points in his high school career and was named player of the week twice. **Personal:** Major is Supply Chain Management ... son of Stephanie and Randy Moore ... born Aug. 10, 1994.



## #30 Stetson Moore

### MOORE'S BESTS

	2015-16 Season	Career
Points	3 twice, most recent vs. VMI (1/11/16)	3 twice, most recent vs. VMI (1/11/16)
FG	1 3 times, most recent vs. Samford (1/14/16)	1 3 times, most recent vs. Samford (1/14/16)
FGA	2 3 times, most recent vs. VMI (1/11/16)	2 3 times, most recent vs. VMI (1/11/16)
3FG	1 twice, most recent vs. VMI (1/11/16)	1 twice, most recent vs. VMI (1/11/16)
3FGA	2 twice, most recent vs. VMI (1/11/16)	2 twice, most recent vs. VMI (1/11/16)
FT	N/A	N/A
FTA	N/A	N/A
Rebounds	1 twice, most recent vs. VMI (1/11/16)	1 twice, most recent vs. VMI (1/11/16)
Assists	N/A	N/A
Blocks	N/A	N/A
Steals	N/A	N/A
Minutes	7 at Villanova (11-20-15)	7 at Villanova (11-20-15)

**About Toriano:**  
 With a 7'1" wingspan and a 9'4" standing reach, Stokes had a dunk in every game during his final season at Westwood, even posting a career high six dunks in a single contest.



## #31 Toriano Stokes

**2015-16:** Matched his career highs for rebounds (4) and blocks (2) in the win over Milligan (12/10) ... had his best game so far as a Buccaneer, grabbing a season-high four rebounds and scored two points

in 12 valuable minutes during the win over Georgia Tech (11/22) ... scored his first two points on the collegiate level with a bank shot against No. 8 Villanova (11/20) ... made his ETSU debut in the season-opening win over Averett (11/14). **Prior to ETSU:** Averaged 16 points, 14 rebounds and four blocks a game during his senior season...Named the No. 12 recruit in the city and a Class A-AA Best of Preps selection by the Memphis Commercial Appeal, Stokes also received Scholar Athlete of the Year finalist honors from that same newspaper. **Personal:** Major is undecided ... son of Toriano Stokes & Fatima Clark ... born August 6, 1997.

### STOKES'S BESTS

	2015-16 Season	Career
Points	2 3 times, most recent vs. VMI (1/11/16)	2 3 times, most recent vs. VMI (1/11/16)
FG	1 3 times, most recent vs. Morehead State (12/30/15)	1 3 times, most recent vs. Morehead State (12/30/15)
FGA	3 vs. Milligan (12/10/15)	3 vs. Milligan (12/10/15)
3FG	N/A	N/A
3FGA	N/A	N/A
FT	1 vs. Milligan (12/10/15)	1 vs. Milligan (12/10/15)
FTA	2 twice, most recent vs. Milligan (12/10/15)	2 twice, most recent vs. Milligan (12/10/15)
Rebounds	4 twice, most recent vs. Milligan (12/10/15)	4 twice, most recent vs. Milligan (12/10/15)
Assists	N/A	N/A
Blocks	2 twice, most recent vs. Milligan (12/10/15)	2 twice, most recent vs. Milligan (12/10/15)
Steals	N/A	N/A
Minutes	11 vs. Georgia Tech (11/22/15)	11 vs. Georgia Tech (11/22/15)

**About Tevin:** Tevin has played for head coach Steve Forbes both at Northwest Florida State and Wichita State. **Prior to ETSU:** Averaging 12 points, 5.8 rebounds and 1.5 assists during his final season in junior college, Glass went on to play in 19 games for the Shockers a year ago, averaging 2.1 points and 1.1 rebounds per game... During his prep years at Milton High School in Alpharetta, Ga., Glass averaged 15 points and 11 rebounds on a team that won the 2012 Georgia 5A state title during his senior year. **Personal:** Major is General Studies ... son of Linda and Chuck Glass ... born May 7, 1994.



#40 Tevin Glass

GLASS'S BESTS		
	2015-16 Season .....	Career
Points	N/A .....	N/A
FG	N/A .....	N/A
FGA	N/A .....	N/A
3FG	N/A .....	N/A
3FGA	N/A .....	N/A
FT	N/A .....	N/A
FTA	N/A .....	N/A
Rebounds	N/A .....	N/A
Assists	N/A .....	N/A
Blocks	N/A .....	N/A
Steals	N/A .....	N/A
Minutes	N/A .....	N/A



**Game #1 Box Score**  
ETSU 107, Averett 59  
Nov. 14, 2015 -- Johnson City, Tenn.

Averett 59 - 0-0		Total	3-Pr	Rebounds		PF		A TO Bk Sl		Min		
Player	FG-FGA	FG-FGA	FT-FTA	Off	Def	Off	Def	A	To	Bk	Sl	Min
00 Carter Jones	4-9	0-0	0-0	2	2	4	1	0	0	0	0	12
10 James Contreras Jr.	6-9	2-2	1-2	0	2	4	1	1	5	0	0	21
13 Trevor West	4-9	0-0	0-0	0	2	4	3	7	1	1	0	23
15 Bradley Johnson	9-9	3-5	2-4	5	2	3	12	2	5	0	0	17
26 Charles Byers	9-9	0-0	0-0	0	2	3	13	0	0	0	0	19
02 Jacoby Hawkins	0-0	0-0	0-0	0	0	0	0	0	0	0	0	14
03 Devonita Farnell	0-1	0-0	0-0	0	0	0	0	0	0	0	0	1
06 Davis Absher	1-1	0-0	0-0	0	1	1	0	0	0	0	0	12
11 T.J. McAlister	0-2	0-2	0-0	0	1	1	0	0	0	0	0	9
14 Aaron Westphaling	1-1	0-0	0-0	0	0	0	0	0	0	0	0	8
20 Cameron May	1-4	0-1	3-4	2	2	4	3	5	0	0	0	9
26 Sandiq Johnson	0-1	0-2	0-0	0	0	0	0	0	0	0	0	1
24 Jonathan Clark	0-2	0-2	0-0	0	0	0	0	0	0	0	0	7
30 Austin DeLacusa	0-1	0-2	0-0	0	0	0	0	0	0	0	0	1
23 Brandon Baker	0-2	0-2	0-0	0	0	0	0	0	0	0	0	5
33 Darin Ketter	1-4	0-0	0-5	0	2	2	2	1	0	0	0	13
44 Mark Feag	0-0	0-0	0-0	0	2	2	2	1	0	0	0	14
<b>Team</b>												
<b>Totals</b>	20-43	6-29	13-21	12	33	30	59	12	21	0	0	3:00

FG % 1st Half: 11.31 35.5% 2nd Half: 9.32 28.1% Game: 20-43 31.7% Double  
3FG % 1st Half: 2-11 18.2% 2nd Half: 4-18 22.2% Game: 6-29 20.7% Rebounds  
FT % 1st Half: 2-3 66.7% 2nd Half: 11-18 61.1% Game: 13-21 61.9%

**ETSU 107 - 1-0**

ETSU 107 - 1-0		Total	3-Pr	Rebounds		PF		A TO Bk Sl		Min		
Player	FG-FGA	FG-FGA	FT-FTA	Off	Def	Off	Def	A	To	Bk	Sl	Min
10 Isaac Banks	1-5	0-0	0-0	1	3	4	3	4	0	0	0	18
06 Peter Jurkin	4-10	2-5	3-3	2	2	4	1	1	1	0	0	8
02 T.J. Cromer	8-13	0-5	3-3	2	2	4	1	1	1	0	0	26
03 Ge'Lawn Guyn	9-10	2-5	7-9	2	2	4	1	1	1	0	0	29
13 A.J. Merriweather	5-9	0-0	0-0	1	1	1	19	5	0	0	0	24
01 Peter McClain	0-0	0-0	0-0	0	1	1	2	2	1	0	0	15
14 Desonta Bradford	0-0	0-0	0-0	0	1	1	2	2	1	0	0	15
14 Deuce Bello	4-9	1-3	7-9	0	3	3	16	0	1	2	0	21
24 Andrew Wilson	0-0	0-0	0-0	0	1	1	0	0	0	0	0	9
21 Nigel Holley	2-3	0-0	0-0	0	1	1	4	1	0	0	0	6
24 Abdehno Lufie	1-3	0-1	0-0	0	0	0	0	0	0	0	0	14
30 Stetsion Moore	0-2	0-0	0-0	0	0	0	0	0	0	0	0	4
31 Toriano Stokes	0-0	0-0	0-0	0	0	0	0	0	0	0	0	4
<b>Team</b>												
<b>Totals</b>	35-65	5-22	32-39	14	35	43	107	14	9	0	0	3:00

FG % 1st Half: 13.34 50.0% 2nd Half: 18.31 58.3% Game: 35-65 53.8% Double  
3FG % 1st Half: 1-11 18.2% 2nd Half: 3-11 27.3% Game: 5-22 22.7% Rebounds  
FT % 1st Half: 2-3 66.7% 2nd Half: 3-7 42.9% Game: 32-39 82.1%

Officials: Freddie Blanton, Chase Vaden, James Redd  
Technical fouls: Averett None, ETSU None  
Attendance: 2167

Score by periods	1st	2nd	Total
Averett	0	0	0
ETSU	27	80	107

**SUMMARY:** Thanks to a game-high 19 points each from senior guard **Ge'Lawn Guyn** (Lexington, Ky.) and junior guard **T.J. Cromer** (Albany, Ga.), **Steve Forbes** made a victorious debut as head coach of the ETSU men's basketball with a 107-59 win over Averett University inside Freedom Hall. ... The game was a nice warm-up for the Buccaneers, who will next face Green Bay in a nationally-televised matchup on ESPN2 at 6 a.m. next Tuesday morning. The game will be part of ESPN's annual 24-hour college basketball marathon. ... Green Bay is coming off a 93-89 loss at Stanford in overtime on Friday night. ... Along with Guyn and Cromer, the Bucs also got a double-double effort from **A.J. Merriweather** (Jackson), as the junior guard finished with 17 points and 10 rebounds. In addition, senior guard **Deuce Bello** (Greensboro, N.C.) posted a 16-point effort, while sophomore guard **Desonta Bradford** (Humboldt) was the fifth ETSU player to reach double figures with 11.

**Game #2 Box Score**  
ETSU 103, Green Bay 90  
Nov. 17, 2015 -- Johnson City, Tenn.

Green Bay 90 - 0-2		Total	3-Pr	Rebounds		PF		A TO Bk Sl		Min		
Player	FG-FGA	FG-FGA	FT-FTA	Off	Def	Off	Def	A	To	Bk	Sl	Min
04 FOUSE, Jordan	7-17	0-3	1-2	2	11	13	3	15	4	1	0	35
05 LOWE, Kenneth	10-15	0-0	3-5	4	9	2	22	1	2	1	0	24
08 TUNNEY, James	4-2	0-2	4-6	0	2	3	4	1	1	1	0	22
12 LOVE, Carrington	5-15	3-6	9-12	1	1	2	22	1	2	0	0	34
04 COOPER, Charles	4-9	0-1	2	1	2	3	10	0	0	1	0	26
09 KALIN, Karem	0-0	0-0	0-0	0	2	2	0	0	0	1	0	6
03 SMALL, Khalil	3-10	0-1	3-4	4	4	8	3	6	1	1	0	24
05 BROWN, Avery	0-0	0-0	0-0	0	0	0	0	0	0	0	0	3
11 BROWN, Anthony	0-0	0-0	0-0	0	0	0	0	0	0	0	0	12
23 HURON, James	0-4	0-1	0	0	2	2	0	2	1	1	0	7
25 FINLAY, Terwin	1-2	1-1	0	1	0	1	0	1	3	0	0	6
00 UWADIAE, Henry	0-0	0-0	0-0	0	0	0	0	0	0	0	0	1
<b>Team</b>												
<b>Totals</b>	31-75	4-15	24-38	18	27	45	20	90	11	9	0	3:00

FG % 1st Half: 13.36 36.1% 2nd Half: 19.39 46.2% Game: 31-75 41.3% Double  
3FG % 1st Half: 2-10 20.0% 2nd Half: 2-6 33.3% Game: 4-15 26.7% Rebounds  
FT % 1st Half: 13-19 68.4% 2nd Half: 11-19 57.9% Game: 24-38 63.2%

**ETSU 103 - 2-0**

ETSU 103 - 2-0		Total	3-Pr	Rebounds		PF		A TO Bk Sl		Min		
Player	FG-FGA	FG-FGA	FT-FTA	Off	Def	Off	Def	A	To	Bk	Sl	Min
10 Isaac Banks	1-5	0-0	2-2	2	3	5	2	12	1	1	0	29
03 A.J. Merriweather	1-3	0-0	4-4	1	2	3	10	1	1	0	0	19
02 T.J. Cromer	7-17	3-8	0	1	2	3	4	17	2	2	0	30
01 Peter McClain	9-10	0-0	2-2	1	1	2	3	2	2	0	0	10
03 Ge'Lawn Guyn	8-17	0-0	8-7	0	2	2	4	5	2	1	0	7
05 Peter Jurkin	2-3	0-0	0	2	3	1	4	0	1	2	0	8
11 Desonta Bradford	4-8	0-1	1-2	1	2	3	4	9	4	0	0	22
24 Andrew Wilson	2-4	0-0	3-3	4	2	3	4	7	1	1	0	21
15 Lester Wilson	2-5	2-3	0-0	0	1	0	6	0	0	0	0	7
21 Nigel Holley	0-0	0-0	0	3	5	0	0	0	0	0	0	6
24 Abdehno Lufie	4-6	0-1	2-2	1	1	1	10	2	1	2	1	15
<b>Team</b>												
<b>Totals</b>	37-72	10-26	19-21	10	34	44	77	10	13	9	0	2:00

FG % 1st Half: 19.40 47.5% 2nd Half: 19.32 56.3% Game: 37-72 51.4% Double  
3FG % 1st Half: 3-13 23.1% 2nd Half: 7-13 53.8% Game: 10-26 38.5% Rebounds  
FT % 1st Half: 7-8 87.5% 2nd Half: 12-13 92.3% Game: 19-21 90.5%

Officials: Tim Gatts, Frankie Bordeaux, Jeremy Moser  
Technical fouls: Green Bay None, ETSU T.J. Cromer  
Attendance: 3892

Score by periods	1st	2nd	Total
Green Bay	41	49	90
ETSU	62	55	103

Last FG: 02:40:01 ETSU 2nd 00:04  
Largest lead: 6B by 11 18:25, ETSU by 16 2nd 00:04  
OT lead for 10:23 ETSU led for 27:42 Game was tied for 0:05

**SUMMARY:** Before a national television audience on ESPN2, the ETSU men's basketball team answered an early-morning wakeup call with a convincing 103-90 victory over the Horizon League's Green Bay Phoenix inside Freedom Hall. ... With a 6 a.m. tip time as part of ESPN's annual 24-hour college basketball marathon, a raucous crowd of 3,992 looked on as the Buccaneers overcame an early 15-4 deficit to improve to 2-0 on the season. Senior guard **Ge'Lawn Guyn** (Lexington, Ky.) led the way with a game-high 26 points and four other ETSU players reached double figures in the victory. ... While Green Bay dropped to 0-2 on the year after falling in overtime to Stanford in its season opener on Friday night, the Bucs eclipsed the 100-point mark in back-to-back games for the first time since the 2005-06 season. ... The Bucs certainly displayed their depth in this one, as 11 players saw action and ETSU's bench players outscored the Phoenix, 36-16.

**Game #3 Box Score**  
Villanova 86, ETSU 51  
Nov. 20, 2015 -- Philadelphia, Pa.

East Tennessee State 51 - 2-1		Total	3-Pr	Rebounds		PF		A TO Bk Sl		Min		
Player	FG-FGA	FG-FGA	FT-FTA	Off	Def	Off	Def	A	To	Bk	Sl	Min
00 T.J. Cromer	4-13	0-0	3-3	1	1	2	1	0	0	0	0	12
00 Peter Jurkin	9-11	1-4	3-4	1	2	3	0	12	1	1	0	20
03 O'Leary, Daniel	4-15	1-6	0-0	1	0	3	1	0	0	2	1	23
13 A.J. Merriweather	6-25	0-1	1-2	1	2	3	1	4	0	0	0	21
14 Deuce Bello	9-27	0-3	1-2	3	2	5	1	5	2	3	2	24
02 Peter McClain	0-2	0-1	0-0	0	0	0	0	0	0	0	0	1
10 Isaac Banks	1-2	0-0	0-0	0	3	3	0	2	1	0	0	11
11 Desonta Bradford	1-5	0-1	0-0	1	1	2	2	2	4	0	0	17
15 Lester Wilson	3-6	2-5	0-0	0	1	2	1	3	1	0	0	12
21 Nigel Holley	0-0	0-0	0	1	1	1	0	1	1	0	0	8
24 Abdehno Lufie	0-1	0-0	0	0	0	0	0	0	0	0	0	1
30 Stetsion Moore	0-1	0-0	0	0	0	0	0	0	0	0	0	2
31 Toriano Stokes	1-1	0-0	0	0	0	0	0	0	0	0	0	3
<b>Team</b>												
<b>Totals</b>	19-59	4-22	9-13	15	17	32	12	51	12	7	3	2:00

FG % 1st Half: 9.27 29.6% 2nd Half: 11.32 34.0% Game: 19-59 32.2% Double  
3FG % 1st Half: 3-12 25.0% 2nd Half: 1-10 10.0% Game: 4-22 18.2% Rebounds  
FT % 1st Half: 8-11 72.7% 2nd Half: 1-2 50.0% Game: 9-13 69.2%

**Villanova 86 - 3-0**

Villanova 86 - 3-0		Total	3-Pr	Rebounds		PF		A TO Bk Sl		Min		
Player	FG-FGA	FG-FGA	FT-FTA	Off	Def	Off	Def	A	To	Bk	Sl	Min
00 JERWINS, Kris	1-13	0-0	1-1	3	2	5	0	1	3	0	0	26
13 Ogbodo, Daniel	1-10	0-0	0-1	7	9	16	0	12	3	2	0	28
01 BRUNSON, Jalen	6-17	1-2	0-0	0	2	2	0	0	0	0	0	22
01 MARY, Josh	6-9	2-2	2-2	2	5	7	4	10	2	0	0	24
15 ARCIDIAONO, Ryan	4-5	3-3	0-0	0	2	2	3	11	6	0	0	21
02 Peter McClain	0-0	0-0	0-0	0	0	0	0	0	0	0	0	3
05 BIVOTT, Phil	5-11	3-8	3-3	1	4	5	1	16	2	0	0	27
10 DIVINCENZO, Domie	2-7	1-6	0-0	3	2	5	0	5	0	2	0	19
20 FARRIS, Patrick	0-0	0-0	0	1	0	0	0	0	0	0	0	2
25 BRIDGES, Mical	2-5	1-4	1-3	1	1	0	0	6	0	1	0	13
45 REYNOLDS, Daniel	0-0	0-0	0	0	2	2	0	0	2	0	0	16
58 RAFFERTY, Kevin	0-0	0-0	0	0	0	0	0	0	0	0	0	2
<b>Team</b>												
<b>Totals</b>	32-63	14-34	8-12	15	29	44						

Game #7 Box Score Tennessee Tech 63, ETSU 61 Dec. 2, 2015 -- Cookeville, Tenn.

East Tennessee State 61 • 3-4. Total FG-FGA, 3-PT FG-FGA, Rebounds, etc. for 13 players.

Tennessee Tech 63 • 6-2. Total FG-FGA, 3-PT FG-FGA, Rebounds, etc. for 13 players.

Score by periods, Eastern Kentucky State, Tennessee Tech, and Technical info.

SUMMARY: It may be the season of giving, but the charity stripe was certainly not kind to the ETSU men's basketball team inside Tennessee Tech's Eblen Center...

Game #8 Box Score ETSU 98, Milligan 47 Dec. 10, 2015 -- Johnson City, Tenn.

Milligan College 47 • 3-3. Total FG-FGA, 3-PT FG-FGA, Rebounds, etc. for 13 players.

ETSU 98 • 4-4. Total FG-FGA, 3-PT FG-FGA, Rebounds, etc. for 13 players.

Score by periods, Milligan College, ETSU, and Technical info.

SUMMARY: Senior guard Pety McCrain (Mobile, Ala.) scored a career-high 12 points and four other Buccaneers reached double-figure scoring...

Game #9 Box Score UNC Asheville 84, ETSU 64 Dec. 15, 2015 -- Asheville, N.C.

ETSU 64 • 4-5, 0-0 SoCon. Total FG-FGA, 3-PT FG-FGA, Rebounds, etc. for 13 players.

UNC Asheville 84 • 6-4, 1-0 SoCon. Total FG-FGA, 3-PT FG-FGA, Rebounds, etc. for 13 players.

Score by periods, UNC Asheville, ETSU, and Technical info.

SUMMARY: The ETSU men's basketball team's troubles away from home continued Tuesday night at UNC Asheville, as the Buccaneers dropped their straight road game...

Game #10 Box Score ETSU 87, Eastern Kentucky 81 Dec. 18, 2015 -- Johnson City, Tenn.

Eastern Kentucky 81 • 8-5. Total FG-FGA, 3-PT FG-FGA, Rebounds, etc. for 13 players.

ETSU 87 • 5-5. Total FG-FGA, 3-PT FG-FGA, Rebounds, etc. for 13 players.

Score by periods, Eastern Kentucky, ETSU, and Technical info.

SUMMARY: Senior guard Ge'Lawn Guyn (Lexington, Ky.) scored a career high 27 points and the ETSU men's basketball team overcame a 14-point, first-half deficit...

Game #11 Box Score Tennessee 76, ETSU 67 Dec. 22, 2015 -- Knoxville, Tenn.

ETSU 67 • 5-6. Total FG-FGA, 3-PT FG-FGA, Rebounds, etc. for 13 players.

Tennessee 76 • 6-9. Total FG-FGA, 3-PT FG-FGA, Rebounds, etc. for 13 players.

Score by periods, Tennessee, ETSU, and Technical info.

SUMMARY: For 36 minutes, the ETSU men's basketball team put itself in position to enjoy a holiday victory over the Tennessee Volunteers...

Game #12 Box Score ETSU 75, Morehead State 72 Dec. 30, 2015 -- Johnson City, Tenn.

Morehead State 72 • 6-6. Total FG-FGA, 3-PT FG-FGA, Rebounds, etc. for 13 players.

ETSU 75 • 6-6. Total FG-FGA, 3-PT FG-FGA, Rebounds, etc. for 13 players.

Score by periods, Morehead State, ETSU, and Technical info.

SUMMARY: With senior point guard and leading scorer Ge'Lawn Guyn (Lexington, Ky.) nursing an injured calf muscle and sitting in street clothes on the bench...

**Game #13 Box Score**  
**ETSU 82, Western Carolina 66**  
**Jan. 2, 2016 -- Cullowhee, N.C.**

**East Tennessee State 82 - 74, 1-0 SoCon**

Player	Total	3-Pr			Rebounds			PF	TP	A	T	Bk	Stl	Min
		FG	FGA	FT	FTA	Off	Def							
10 ISAAC BANKS	5-6	0-0	0-0	4	3	7	4	1	1	0	0	0	1	26
24 ABEONEGO LUFILÉ	4-5	0-0	1-2	1	4	4	0	9	0	1	0	0	1	15
03 T.J. CROMER	5-11	3-7	3-4	0	3	5	2	16	3	1	0	0	1	34
01 PETEY MCCLAIN	0-2	0-1	0-1	0	1	2	0	2	1	0	0	0	4	25
03 GE'LAWN GUYN	3-9	1-2	3-4	1	2	3	2	10	4	2	1	0	1	20
06 PETER JURKIN	1-2	0-0	1-2	2	4	6	3	3	0	3	2	0	0	11
11 DESONTA BRADFORD	2-6	0-1	1-1	2	0	2	0	5	3	0	0	0	0	14
13 A.J. MERRIWEATHER	2-5	2-2	0-0	0	3	3	2	6	1	1	0	0	0	21
14 DEUCE BELLO	4-6	0-0	7-12	1	4	5	3	15	2	1	0	0	2	27
15 LESTER WILSON	3-3	2-2	0-0	0	0	0	0	8	1	0	0	0	0	13
Team														
Totals	29-55	8-15	16-26	12	24	36	21	82	19	11	5	5	20	

FG % 1st Half: 19-30 63.3% 2nd Half: 10-25 40.0% Game: 29-55 52.7% Dea  
 3FG % 1st Half: 6-11 54.5% 2nd Half: 2-4 50.0% Game: 8-15 53.3% Rebound  
 FT % 1st Half: 4-6 66.7% 2nd Half: 12-21 57.1% Game: 16-26 61.5% 6

**Western Carolina 66 - 59, 0-1 SoCon**

Player	Total	3-Pr			Rebounds			PF	TP	A	T	Bk	Stl	Min
		FG	FGA	FT	FTA	Off	Def							
04 Brunmitt,Torion	6-9	0-2	3-5	3	7	10	2	15	1	3	1	1	28	
12 Gosselin,Marc	0-1	0-1	1-2	1	2	0	0	0	0	0	0	0	12	
23 Browning,Justin	1-1	0-2	1-1	0	1	1	0	1	1	0	0	0	27	
02 Brown,Mike	6-15	1-4	9-10	5	2	7	4	22	4	1	0	2	40	
03 Hartsell,Rhett	1-10	0-8	0-0	1	2	3	2	1	1	0	0	0	32	
01 Pughley,Elijah	3-15	1-9	6-8	1	2	4	13	0	1	0	0	0	33	
14 Peterson,Devin	2-1	1-1	0-0	1	3	7	0	2	0	0	0	0	17	
22 Deloach,Jesse	0-1	0-0	0-0	1	0	1	0	1	0	0	0	0	11	
Team														
Totals	19-59	3-28	25-29	17	18	35	20	66	7	11	4	2	20	

FG % 1st Half: 9-24 37.5% 2nd Half: 10-35 28.6% Game: 19-59 32.7% Dea  
 3FG % 1st Half: 2-12 16.7% 2nd Half: 1-16 6.3% Game: 3-28 10.7% Rebound  
 FT % 1st Half: 12-14 85.7% 2nd Half: 13-15 86.7% Game: 25-29 86.2% 3

Officials: Jeremy Moore, Bruce Bell, Mike Milone  
 Technical fouls: ETSU None. Western Carolina None.  
 Attendance: 956

Score by periods: 1st 2nd Total  
 ETSU 43 24 67  
 Western Carolina 32 34 66

Lead PG - ETSU 2nd-01:37, WCU 2nd-00:36  
 Largest lead - ETSU by 22 04:33, WCU by 16 19:37  
 ETSU led for 01:59, WCU led for 01:01.

**SUMMARY:** The ETSU men's basketball team opened its 2016 Southern Conference schedule in style, putting together one of its most complete efforts of the season in an 82-66 road win over Western Carolina at the Ramsey Center. ... Offensively, the Buccaneers (7-6 overall, 1-0 in SoCon play) built a 21-point first-half lead and finished the game shooting 53 percent from both the field and 3-point range. Defensively, ETSU held the Catamounts (5-9, 0-1) to 32 percent shooting from the field and just 11 percent from beyond the arc. The Bucs also posted a season-high 19 assists. ... The Bucs got a team-high 16 points from junior guard **T.J. Cromer** (Albany, Ga.), while senior guards **Deuce Bello** (Greensboro, N.C.) and **Ge'Lawn Guyn** (Lexington, Ky.) pitched in 15 and 10 points, respectively. On the inside, junior forward **Isaac Banks** (New Orleans, La.) had a strong game with 10 points and a team-high seven rebounds. ... The first half script played out perfectly for the Bucs. With a balanced inside-offensive attack and a lockdown defensive effort, ETSU shot 63 percent from the floor and led by 16 at halftime.

**Game #16 Box Score**  
**ETSU 88, VMI 51**  
**Jan. 11, 2016 -- Johnson City, Tenn.**

**VMI 51 - 51, 0-4 SoCon**

Player	Total	3-Pr			Rebounds			PF	TP	A	T	Bk	Stl	Min
		FG	FGA	FT	FTA	Off	Def							
15 Tre Chapman	4-11	1-3	0-0	2	2	3	9	1	2	0	1	0	26	
23 Philip Angles	1-1	0-0	0-0	1	1	2	5	8	2	1	3	0	28	
00 Austin Verese	0-4	0-2	0-0	3	2	0	1	0	0	0	0	0	21	
22 OJ Peterson	3-9	2-4	0-0	2	2	4	1	10	2	0	0	0	30	
33 Julian Elaby	3-8	2-5	2-2	0	1	3	6	2	1	0	0	0	31	
03 Adrian Rich	1-3	0-2	0-0	2	2	2	1	2	1	2	0	0	20	
05 Fred Inasemi	1-2	0-0	0-0	1	1	4	2	0	0	0	0	0	10	
12 D'Andre Mahaffey	0-0	0-0	0-0	1	1	1	0	1	0	0	0	0	2	
11 Amos Branch	0-1	0-1	0-0	0	0	0	0	0	0	0	0	0	6	
21 Tim Marshall	3-10	2-8	0-0	0	3	3	8	1	2	0	0	1	15	
40 Jordan Weethee	2-2	2-2	0-0	0	0	0	2	6	0	0	0	0	11	
Team														
Totals	20-58	7-27	2-2	5	28	36	21	51	12	13	4	4	200	

FG % 1st Half: 9-29 31.0% 2nd Half: 11-29 37.9% Game: 20-58 34.5% Dea  
 3FG % 1st Half: 2-12 16.7% 2nd Half: 7-15 46.7% Game: 9-27 33.3% Rebound  
 FT % 1st Half: 0-0 0.0% 2nd Half: 0-0 0.0% Game: 2-2 100.0% 3

**ETSU 88 - 104, 3-0 SoCon**

Player	Total	3-Pr			Rebounds			PF	TP	A	T	Bk	Stl	Min
		FG	FGA	FT	FTA	Off	Def							
10 ISAAC BANKS	4-6	0-0	1-2	1	3	3	9	1	2	0	0	0	17	
24 ABEONEGO LUFILÉ	8-10	6-7	1-2	4	5	1	23	2	1	0	0	0	26	
01 PETEY MCCLAIN	1-4	0-2	0-0	2	2	4	2	8	0	1	0	0	20	
03 GE'LAWN GUYN	1-9	1-6	0-0	5	1	1	0	0	1	0	0	0	31	
06 PETER JURKIN	0-2	0-0	4-4	1	4	4	4	0	3	2	0	0	16	
11 DESONTA BRADFORD	4-7	2-3	1-1	4	5	1	11	3	1	0	0	0	18	
14 DEUCE BELLO	5-8	1-3	2-2	0	2	2	8	0	1	0	0	0	19	
15 LESTER WILSON	5-8	4-7	2-4	4	6	1	16	0	0	0	0	0	18	
21 NIGEL HOLLEY	1-1	0-0	0-0	1	1	0	2	0	0	0	0	0	9	
33 STETSON MOORE	1-2	0-1	0-0	1	1	0	0	0	0	0	0	0	6	
31 TORIANO STOKES	1-1	0-0	0-0	0	0	0	2	0	0	0	0	0	4	
Team														
Totals	30-61	15-31	13-19	13	32	46	13	88	18	9	4	5	200	

FG % 1st Half: 16-31 51.6% 2nd Half: 14-30 46.7% Game: 30-61 49.2% Dea  
 3FG % 1st Half: 10-16 62.5% 2nd Half: 5-11 45.5% Game: 15-27 55.6% Rebound  
 FT % 1st Half: 5-6 83.3% 2nd Half: 8-13 61.5% Game: 13-19 68.4% 3

Officials: Karl Hess, Brent Hampton, Jerome Hall  
 Technical fouls: VMI None. ETSU None.  
 Attendance: 2416

Score by periods: 1st 2nd Total  
 ETSU 47 41 88  
 VMI 29 51 80

Lead PG - VMI 2nd-07: ETSU 2nd-00:36  
 Largest lead - VMI by 16 19:46, ETSU by 37 2nd-00:38  
 VMI led for 01:09, ETSU led for 38:36. Game was tied for 00:15.

**SUMMARY:** Connecting on a school record 15 3-pointers for the second straight game, the ETSU men's basketball team raced out to a large lead in the first half and then rolled to a convincing 88-51 win over VMI in Southern Conference play at Freedom Hall. ... Junior guard **T.J. Cromer** led the way, tying the school record for single game 3-point shooting percentage by going 6-of-7 (86 percent) from beyond the arc and scoring a game high 23 points. Meanwhile, senior forward **Lester Wilson** (Knoxville) had 16 points on a 4-of-7 clip from 3-point range, while sophomore guard **Desonta Bradford** (Humboldt) added an 11-point effort. ... As a team, the Bucs were 15-of-31 from 3-point range as they improved to 10-6 overall, 3-0 in SoCon play. ... The Bucs dominated the game statistically, shooting 49 percent from the field and 48 percent from beyond the arc. They also out-rebounded the Keydets 46-26 and held VMI to 34 percent shooting from the floor.

**Game #14 Box Score**  
**ETSU 72, N.C. Central 68**  
**Jan. 4, 2016 -- Durham, N.C.**

**ETSU 72 - 66**

Player	Total	3-Pr			Rebounds			PF	TP	A	T	Bk	Stl	Min
		FG	FGA	FT	FTA	Off	Def							
10 ISAAC BANKS	6-8	0-0	2-2	2	12	3	12	1	1	0	1	0	34	
24 ABEONEGO LUFILÉ	1-2	0-0	0-0	2	1	3	0	1	0	0	0	0	12	
03 T.J. CROMER	3-12	0-5	6-6	0	1	3	12	4	1	0	1	0	28	
01 PETEY MCCLAIN	2-4	1-2	0-0	1	3	4	5	0	1	0	0	0	13	
03 GE'LAWN GUYN	6-15	3-6	0-0	2	2	2	10	0	0	0	0	0	37	
06 PETER JURKIN	0-0	0-0	2-2	1	2	2	0	0	0	0	0	0	4	
11 DESONTA BRADFORD	1-3	0-0	4-6	2	2	0	6	4	0	2	1	0	15	
13 A.J. MERRIWEATHER	2-4	1-1	1-2	1	1	2	6	2	1	0	0	0	14	
14 DEUCE BELLO	3-4	1-2	2-2	0	1	1	4	9	1	1	0	0	16	
15 LESTER WILSON	3-8	1-5	2-4	5	7	3	9	0	0	0	0	0	23	
21 NIGEL HOLLEY	0-0	0-0	0-0	0	0	0	2	1	1	0	0	0	4	
Team														
Totals	25-57	5-17	17-24	12	24	42	25	72	16	10	1	6	200	

FG % 1st Half: 11-29 37.9% 2nd Half: 14-28 50.0% Game: 25-57 45.9% Dea  
 3FG % 1st Half: 3-12 25.0% 2nd Half: 2-9 22.2% Game: 5-21 23.8% Rebound  
 FT % 1st Half: 5-7 71.4% 2nd Half: 12-17 70.6% Game: 17-24 70.8% 6

**N.C. Central 68 - 57**

Player	Total	3-Pr			Rebounds			PF	TP	A	T	Bk	Stl	Min
		FG	FGA	FT	FTA	Off	Def							
13 HOOD Enoch	1-2	0-0	0-0	0	4	3	0	1	0	0	0	0	21	
00 HOLMES,Dante	6-14	4-8	2-3	2	9	4	18	1	0	0	0	0	29	
12 INGRAM,Jeremiah	1-13	0-4	1-1	2	3	1	3	1	2	1	0	0	40	
00 PERGUSON,Jerrell	0-1	0-0	0-0	1	1	0	1	0	0	0	0	0	14	
35 GRAY,Dajuan	4-6	1-1	1-3	0	3	3	1	10	5	2	0	0	14	
03 MADISON,Rashaun	2-3	0-1	0-0	0	0	0	4	0	0	0	0	0	10	
00 PERGUSON,Jerrell	1-2	0-0	1-2	1	1	1	4	2	2	3	0	0	28	
22 BENTON,Kyle	2-3	0-0	2-2	3	4	4	6	0	0	0	0	0	20	
Team														



**Game #25 Box Score**  
**ETSU 94, Samford 90**  
**Feb. 11, 2016 -- Johnson City, Tenn.**

**Samford 90 • 12-15, 3-11 SoCon**

#	Player	Total			3-Ptr			Rebounds			PF	TP	A	TO	Bk	Stl	Min
		FG	FGA	FT	FTA	Off	Def	Total									
01	Jamal Shabazz	1	5	1	2	0	8	1	4	1	1	0	2	3	0	30	
12	Matt Rose	1	2	2	5	0	1	1	0	10	1	2	0	1	0	23	
33	Wyatt Walker	1	9	12	14	4	4	8	3	30	1	4	1	0	0	38	
06	Christen Cunningham	1	9	17	23	6	8	0	2	3	26	2	3	0	1	42	
15	Darius Jones-Gibson	1	2	9	1	1	6	0	3	4	5	2	0	0	1	36	
02	Marcus Johnson	1	3	1	2	1	3	4	3	9	0	1	0	0	0	30	
23	Iman Johnson	1	1	3	0	0	2	2	4	3	2	2	0	2	1	19	
44	Dakota Quinn	1	0	0	0	0	0	1	0	0	0	0	0	0	0	2	
55	Alex Peters	1	2	0	2	3	0	3	2	4	0	0	0	0	0	5	
Team						2	0	2									
Totals			28-57	6-13	28-41	12	23	35	20	90	9	11	3	6	225		

FG % 1st Half: 11-21 52.4% 2nd half: 14-29 48.3% OT: 3-7 42.9% Game: 28-57 49.1% Doubleball  
 3FG % 1st Half: 3-6 50.0% 2nd half: 2-5 40.0% OT: 1-2 50.0% Game: 6-13 46.2% Rebounds  
 FT % 1st Half: 9-14 64.3% 2nd half: 16-22 72.7% OT: 4-5 80.0% Game: 29-41 70.7%

**ETSU 94 • 16-9, 9-3 SoCon**

#	Player	Total			3-Ptr			Rebounds			PF	TP	A	TO	Bk	Stl	Min
		FG	FGA	FT	FTA	Off	Def	Total									
10	ISAAC BANKS	1	5	0	2	4	5	9	4	12	0	2	1	0	2	30	
15	LESTER WILSON	1	3	3	6	0	4	4	9	1	2	1	0	2	0	28	
00	T.J. CROMER	1	6	13	3	2	0	2	2	17	6	0	0	1	1	41	
01	PETEY MCCLAIN	1	2	4	0	1	2	0	2	4	5	3	0	0	3	24	
03	GELAWN GUYN	1	7	14	5	7	6	0	1	2	25	2	2	0	0	38	
06	PETER JURKIN	1	4	5	0	1	2	1	4	3	9	0	2	1	0	16	
11	DESONTA BRADFORD	1	3	6	0	4	5	4	1	10	4	1	0	0	0	26	
14	DEUCE BELLO	1	2	4	0	1	2	7	0	1	0	1	0	0	0	19	
24	ABEDNEGO LUFILU	1	0	1	0	0	1	0	0	0	1	0	0	0	0	3	
Team			32-64	11-20	19-25	10	23	33	24	94	16	9	6	5	225		

FG % 1st Half: 16-31 51.6% 2nd half: 12-27 44.4% OT: 4-6 66.7% Game: 32-64 50.0% Doubleball  
 3FG % 1st Half: 9-13 69.2% 2nd half: 2-6 33.3% OT: 1-1 100.0% Game: 13-20 65.0% Rebounds  
 FT % 1st Half: 4-7 57.1% 2nd half: 9-12 75.0% OT: 6-6 100.0% Game: 19-25 76.0%

Officials: Chuck Jones, A.J. Desnai, Mike Milne  
 Technical fouls: Samford-None. ETSU-None.  
 Attendance: 2945

Score by periods	1st	2nd	OT	Total
Samford	33	46	11	90
ETSU	44	35	15	94

Last FG - SAM 07:00 12 ETSU 07:00:32  
 Largest lead - SAM by 2; 1st 19:57 ETSU by 13 1st 00:10  
 SAM led for 07:46 ETSU led for 41:05. Game was tied for 02:11.

**SUMMARY:** With a matchup against rival Chattanooga looming, the ETSU men's basketball team needed overtime but managed to outlast Samford 94-90 in Southern Conference action inside Freedom Hall. ... Despite watching Samford's freshman post Wyatt Walker score a career high 30 points and basically take over the game in the second half, the Buccaneers overcame that individual performance by placing four of their own players in double figures, led by a team high 25 points from senior guard **Ge'Lawn Guyn** (Lexington, Ky.). Guyn finished the game with nine of the Bucs' final 11 points in overtime and hit four straight free throws in the waning seconds to ice the win. ... Along with Guyn, the Bucs got 17 points from junior guard **T.J. Cromer** (Albany, Ga.), 12 from junior post **Isaac Banks** (New Orleans, La.) and 10 from sophomore guard **Desonta Bradford** (Humboldt). In the first half, the Bucs offense was clicking -- especially from beyond the 3-point line. Shooting 62 percent from outside the arc (8-of-13) and 52 percent from the field (16-of-31), ETSU built an 11-point lead at half before needing OT for the win.

**Game #26 Box Score**  
**Chattanooga 76, ETSU 68**  
**Feb. 13, 2016 -- Johnson City, Tenn.**

**Chattanooga 76 • 23-4, 12-2 SoCon**

#	Player	Total			3-Ptr			Rebounds			PF	TP	A	TO	Bk	Stl	Min
		FG	FGA	FT	FTA	Off	Def	Total									
00	Chuck Ester	1	4	8	0	1	0	4	2	6	2	8	1	1	0	0	32
05	Justin Tuoyo	1	3	5	0	0	3	4	2	3	5	4	8	2	1	1	3
01	Greg Pryor	1	1	5	1	2	7	11	0	5	4	10	3	5	1	4	28
15	Eric Robertson	1	2	7	2	5	0	0	1	1	2	6	1	1	0	0	21
23	Tre McLean	1	8	13	3	6	4	7	11	3	25	2	3	2	4	38	
02	Dee Oldham	1	3	5	1	2	3	3	0	2	3	10	0	1	0	21	
04	J. Burroughs-Cook	1	1	5	0	1	6	7	1	3	4	2	8	1	0	0	22
14	Alex Bran	1	0	2	0	2	0	0	0	0	0	0	0	0	0	0	6
Team																	
Totals			22-50	7-18	25-31	13	24	37	20	76	11	13	4	12	200		

FG % 1st Half: 12-30 40.0% 2nd half: 10-20 50.0% Game: 22-50 44.0% Doubleball  
 3FG % 1st Half: 3-11 27.3% 2nd half: 4-7 57.1% Game: 7-18 38.9% Rebounds  
 FT % 1st Half: 10-11 90.9% 2nd half: 15-20 75.0% Game: 25-31 80.6%

**ETSU 68 • 16-10, 9-4 SoCon**

#	Player	Total			3-Ptr			Rebounds			PF	TP	A	TO	Bk	Stl	Min
		FG	FGA	FT	FTA	Off	Def	Total									
10	ISAAC BANKS	1	6	10	0	0	2	6	3	8	3	14	0	3	1	1	32
15	LESTER WILSON	1	1	5	1	5	0	0	2	4	0	3	2	1	0	0	16
00	T.J. CROMER	1	2	6	2	3	0	0	2	2	6	3	1	0	1	0	36
01	PETEY MCCLAIN	1	1	2	0	2	0	0	0	0	0	3	1	0	0	18	
03	GELAWN GUYN	1	10	18	5	6	4	6	2	24	0	3	0	3	0	39	
06	PETER JURKIN	1	1	2	0	0	2	2	0	0	2	4	0	0	0	8	
11	DESONTA BRADFORD	1	3	5	0	1	1	0	4	4	5	7	0	1	1	22	
14	DEUCE BELLO	1	2	3	0	3	4	2	2	4	2	7	1	2	0	1	28
24	ABEDNEGO LUFILU	1	0	0	0	0	0	0	0	0	0	0	0	0	0	1	
Team			26-55	4-18	12-19	11	19	30	19	68	9	12	2	7	200		

FG % 1st Half: 10-27 37.0% 2nd half: 16-28 57.1% Game: 26-55 47.3% Doubleball  
 3FG % 1st Half: 2-11 18.2% 2nd half: 2-7 28.6% Game: 4-18 22.2% Rebounds  
 FT % 1st Half: 4-5 80.0% 2nd half: 8-14 57.1% Game: 12-19 63.2%

Officials: Billy Dunlap, Jason Page, Kevin Fahr  
 Technical fouls: Chattanooga-None. ETSU-DEUCE BELLO.  
 Attendance: 5501

Score by periods	1st	2nd	Total
Chattanooga	37	39	76
ETSU	26	42	68

Last FG - UTC 2nd 01:28 ETSU 2nd 00:10  
 Largest lead - UTC by 18 2nd 05:57 ETSU by 8 1st 14:16  
 UTC led for 29:47 ETSU led for 06:45. Game was tied for 03:28.

**SUMMARY:** Playing in front of the largest crowd for a Southern Conference game this season, the ETSU men's basketball team was unable to rally in the final minutes and fell 76-68 to rival Chattanooga inside Freedom Hall. ... A crowd of 5,601 fans looked on as the Buccaneers dropped to 16-10 overall, 9-4 in SoCon play, while the Mocs improved to 23-4, 12-2. ... Chattanooga built a lead of as many as 16 points at 59-43 with 10:57 left in the game, but to the Bucs' credit, they rallied to pull to within seven at 69-61 with 1:58 left on the clock. However, throughout that rally ETSU had several plays not go their way or bounced deflected to the advantage of the Mocs. In the end, it was too much to overcome. ... For the game, the Bucs were led by a team-high 24 points from senior guard **Ge'Lawn Guyn** (Lexington, Ky.), while junior post **Isaac Banks** (New Orleans, La.) finished with 14. For the Mocs, Tre McLean had a game-high 25 points, while teammates Greg Pryor and Dee Oldham had 10 points apiece.

2015-16 GAME NOTEBOOK



## Individual Career History

### ISAAC BANKS

Season	gp-gs	min/avg	Total		3-Point		F-Throws		Rebounds				Scoring							
			fg-fga	pct	fg-fga	pct	ft-fta	pct	off	def	tot	avg	pf	fo	ast	to	blk	stl	pts	avg
2013-14	23-0	130/5.7	11-19	.579	0-1	.000	7-10	.700	11	17	28	1.2	6	0	6	7	5	2	29	1.3
2014-15	28-14	527/18.8	36-69	.522	1-2	.500	9-19	.474	51	87	138	4.9	80	5	19	18	27	10	82	2.9
2015-16	26-22	644/24.8	70-120	.583	0-0	.000	32-66	.485	61	104	165	6.3	63	1	16	29	18	6	172	6.6
<b>TOTAL</b>	<b>77-36</b>	<b>1301/16.9</b>	<b>117-208</b>	<b>.563</b>	<b>1-3</b>	<b>.333</b>	<b>48-95</b>	<b>.505</b>	<b>123</b>	<b>208</b>	<b>331</b>	<b>4.3</b>	<b>149</b>	<b>6</b>	<b>41</b>	<b>54</b>	<b>50</b>	<b>18</b>	<b>283</b>	<b>3.7</b>

### DEUCE BELLO

Season	gp-gs	min/avg	Total		3-Point		F-Throws		Rebounds				Scoring							
			fg-fga	pct	fg-fga	pct	ft-fta	pct	off	def	tot	avg	pf	fo	ast	to	blk	stl	pts	avg
2015-16	26-1	527/20.3	77-170	.453	19-67	.284	58-87	.667	21	48	69	2.7	76	2	31	44	12	24	231	8.9
<b>TOTAL</b>	<b>26-1</b>	<b>527/20.3</b>	<b>77-170</b>	<b>.453</b>	<b>19-67</b>	<b>.284</b>	<b>58-87</b>	<b>.667</b>	<b>21</b>	<b>48</b>	<b>69</b>	<b>2.7</b>	<b>76</b>	<b>2</b>	<b>31</b>	<b>44</b>	<b>12</b>	<b>24</b>	<b>231</b>	<b>8.9</b>

### DESONTA BRADFORD

Season	gp-gs	min/avg	Total		3-Point		F-Throws		Rebounds				Scoring							
			fg-fga	pct	fg-fga	pct	ft-fta	pct	off	def	tot	avg	pf	fo	ast	to	blk	stl	pts	avg
2014-15	29-1	355/12.2	36-85	.424	8-22	.364	39-54	.722	6	26	32	1.1	33	1	29	29	5	13	119	4.1
2015-16	26-0	460/17.7	54-111	.486	10-23	.435	44-56	.786	21	42	63	2.4	44	1	39	23	8	23	162	6.2
<b>TOTAL</b>	<b>55-1</b>	<b>815/14.8</b>	<b>90-196</b>	<b>.459</b>	<b>18-45</b>	<b>.400</b>	<b>83-110</b>	<b>.755</b>	<b>27</b>	<b>68</b>	<b>95</b>	<b>1.7</b>	<b>77</b>	<b>2</b>	<b>68</b>	<b>52</b>	<b>13</b>	<b>36</b>	<b>281</b>	<b>5.1</b>

### T.J. CROMER

Season	gp-gs	min/avg	Total		3-Point		F-Throws		Rebounds				Scoring							
			fg-fga	pct	fg-fga	pct	ft-fta	pct	off	def	tot	avg	pf	fo	ast	to	blk	stl	pts	avg
2015-16	26-26	827/31.8	136-314	.433	56-142	.394	73-90	.811	20	68	88	3.4	60	0	79	46	0	26	401	15.4
<b>TOTAL</b>	<b>26-26</b>	<b>827/31.8</b>	<b>136-314</b>	<b>.433</b>	<b>56-142</b>	<b>.394</b>	<b>73-90</b>	<b>.811</b>	<b>20</b>	<b>68</b>	<b>88</b>	<b>3.4</b>	<b>60</b>	<b>0</b>	<b>79</b>	<b>46</b>	<b>0</b>	<b>26</b>	<b>401</b>	<b>15.4</b>

### GE'LAWN GUYN

Season	gp-gs	min/avg	Total		3-Point		F-Throws		Rebounds				Scoring							
			fg-fga	pct	fg-fga	pct	ft-fta	pct	off	def	tot	avg	pf	fo	ast	to	blk	stl	pts	avg
2015-16	25-25	800/32.0	156-357	.437	61-157	.389	74-98	.755	15	85	100	4.0	45	0	46	50	21	29	447	17.9
<b>TOTAL</b>	<b>25-25</b>	<b>800/32.0</b>	<b>156-357</b>	<b>.437</b>	<b>61-157</b>	<b>.389</b>	<b>74-98</b>	<b>.755</b>	<b>15</b>	<b>85</b>	<b>100</b>	<b>4.0</b>	<b>45</b>	<b>0</b>	<b>46</b>	<b>50</b>	<b>21</b>	<b>29</b>	<b>447</b>	<b>17.9</b>

### NIGEL HOLLEY

Season	gp-gs	min/avg	Total		3-Point		F-Throws		Rebounds				Scoring							
			fg-fga	pct	fg-fga	pct	ft-fta	pct	off	def	tot	avg	pf	fo	ast	to	blk	stl	pts	avg
2015-16	16-2	118/7.4	10-20	.500	0-0	.000	4-7	.571	5	12	17	1.1	22	2	5	8	1	0	24	1.5
<b>TOTAL</b>	<b>16-2</b>	<b>118/7.4</b>	<b>10-20</b>	<b>.500</b>	<b>0-0</b>	<b>.000</b>	<b>4-7</b>	<b>.571</b>	<b>5</b>	<b>12</b>	<b>17</b>	<b>1.1</b>	<b>22</b>	<b>2</b>	<b>5</b>	<b>8</b>	<b>1</b>	<b>0</b>	<b>24</b>	<b>1.5</b>

### SHEMAR JOHNSON

### PETER JURKIN

Season	gp-gs	min/avg	Total		3-Point		F-Throws		Rebounds				Scoring							
			fg-fga	pct	fg-fga	pct	ft-fta	pct	off	def	tot	avg	pf	fo	ast	to	blk	stl	pts	avg
2015-16	26-5	293/11.3	50-89	.562	0-1	.000	31-42	.738	30	47	77	3.0	41	1	0	28	19	6	131	5.0
<b>TOTAL</b>	<b>26-5</b>	<b>293/11.3</b>	<b>50-89</b>	<b>.562</b>	<b>0-1</b>	<b>.000</b>	<b>31-42</b>	<b>.738</b>	<b>30</b>	<b>47</b>	<b>77</b>	<b>3.0</b>	<b>41</b>	<b>1</b>	<b>0</b>	<b>28</b>	<b>19</b>	<b>6</b>	<b>131</b>	<b>5.0</b>

## Individual Career History

### ABEDNEGO LUFILÉ

Season	gp-gs	min/avg	Total		3-Point		F-Throws		Rebounds				Scoring							
			fg-fga	pct	fg-fga	pct	ft-fta	pct	off	def	tot	avg	pf	fo	ast	to	blk	stl	pts	avg
2015-16	26-8	308/11.8	35-76	.461	0-6	.000	22-33	.667	22	62	84	3.2	17	0	9	19	6	7	92	3.5
<b>TOTAL</b>	26-8	308/11.8	35-76	.461	0-6	.000	22-33	.667	22	62	84	3.2	17	0	9	19	6	7	92	3.5

### PETEY MCCLAIN

Season	gp-gs	min/avg	Total		3-Point		F-Throws		Rebounds				Scoring							
			fg-fga	pct	fg-fga	pct	ft-fta	pct	off	def	tot	avg	pf	fo	ast	to	blk	stl	pts	avg
2012-13	25-19	543/21.7	25-76	.329	1-8	.125	29-47	.617	8	37	45	1.8	47	1	80	55	0	18	80	3.2
2013-14	33-30	690/20.9	32-80	.400	6-21	.286	42-58	.724	9	65	74	2.2	78	2	111	43	0	36	112	3.4
2014-15	30-23	629/21.0	16-42	.381	3-14	.214	12-22	.545	9	54	63	2.1	53	1	127	41	0	30	47	1.6
2015-16	26-21	526/20.2	25-63	.397	5-25	.200	14-23	.609	9	52	61	2.3	57	1	70	31	2	24	69	2.7
<b>TOTAL</b>	114-93	2388/20.9	98-261	.375	15-68	.221	97-150	.647	35	208	243	2.1	235	5	388	170	2	108	308	2.7

### A.J. MERRIWEATHER

Season	gp-gs	min/avg	Total		3-Point		F-Throws		Rebounds				Scoring							
			fg-fga	pct	fg-fga	pct	ft-fta	pct	off	def	tot	avg	pf	fo	ast	to	blk	stl	pts	avg
2013-14	35-32	928/26.5	119-247	.482	13-30	.433	82-122	.672	72	149	221	6.3	90	5	41	68	8	50	333	9.5
2014-15	30-28	816/27.2	112-232	.483	20-49	.408	65-90	.722	57	127	184	6.1	79	3	41	58	10	39	309	10.3
2015-16	14-12	306/21.9	43-83	.518	7-17	.412	30-39	.769	16	41	57	4.1	30	1	15	22	1	13	123	8.8
<b>TOTAL</b>	79-72	2050/25.9	274-562	.488	40-96	.417	177-251	.705	145	317	462	5.8	199	9	97	148	19	102	765	9.7

### STETSON MOORE

Season	gp-gs	min/avg	Total		3-Point		F-Throws		Rebounds				Scoring							
			fg-fga	pct	fg-fga	pct	ft-fta	pct	off	def	tot	avg	pf	fo	ast	to	blk	stl	pts	avg
2015-16	7-0	22/3.1	3-8	.375	2-6	.333	0-0	.000	1	1	2	0.3	4	0	1	0	0	1	8	1.1
<b>TOTAL</b>	7-0	22/3.1	3-8	.375	2-6	.333	0-0	.000	1	1	2	0.3	4	0	1	0	0	1	8	1.1

### TORIANO STOKES

Season	gp-gs	min/avg	Total		3-Point		F-Throws		Rebounds				Scoring							
			fg-fga	pct	fg-fga	pct	ft-fta	pct	off	def	tot	avg	pf	fo	ast	to	blk	stl	pts	avg
2015-16	10-0	45/4.5	4-8	.500	0-0	.000	1-4	.250	5	6	11	1.1	6	0	0	1	5	0	9	0.9
<b>TOTAL</b>	10-0	45/4.5	4-8	.500	0-0	.000	1-4	.250	5	6	11	1.1	6	0	0	1	5	0	9	0.9

### LESTER WILSON

Season	gp-gs	min/avg	Total		3-Point		F-Throws		Rebounds				Scoring							
			fg-fga	pct	fg-fga	pct	ft-fta	pct	off	def	tot	avg	pf	fo	ast	to	blk	stl	pts	avg
2012-13	32-27	1021/31.9	154-365	.422	75-205	.366	34-55	.618	46	123	169	5.3	65	1	11	39	2	18	417	13.0
2013-14	35-7	764/21.8	126-328	.384	63-189	.333	40-49	.816	28	96	124	3.5	81	2	17	20	2	15	355	10.1
2014-15	30-30	846/28.2	132-308	.429	72-205	.351	41-56	.732	31	82	113	3.8	72	2	14	38	9	24	377	12.6
2015-16	25-8	400/16.0	54-140	.386	43-106	.406	14-20	.700	20	50	70	2.8	40	1	12	12	2	7	165	6.6
<b>TOTAL</b>	122-72	3031/24.8	466-1141	.408	253-705	.359	129-180	.717	125	351	476	3.9	258	6	54	109	15	64	1314	10.8

**THE STAT CREW SYSTEM**  
**ETSU Extended Season Box Score (as of Feb 14, 2016)**  
**All games**

<b>RECORD:</b>	<b>OVERALL</b>	<b>HOME</b>	<b>AWAY</b>	<b>NEUTRAL</b>
ALL GAMES	16-10	10-2	6-8	0-0
CONFERENCE	9-4	5-1	4-3	0-0
NON-CONFERENCE	7-6	5-1	2-5	0-0

##	Player	gp-gs	min	avg	Total		3-Point		F-Throw		Rebounds				pf	dq	a	a/g	to	to/g	a/to	blk	blk/g	stl	stl/g	pts	avg
					fg-fga	fg%	3fg-fga	3fg%	ft-fga	ft%	off	def	tot	avg													
03	GE'LAWN GUYN	25-25	800	32.0	156-357	.437	61-157	.389	74-98	.755	15	85	100	4.0	45	0	46	1.84	50	2.00	0.92	21	0.84	29	1.16	447	17.9
00	T.J. CROMER	26-26	827	31.8	136-314	.433	56-142	.394	73-90	.811	20	68	88	3.4	60	0	79	3.04	46	1.77	1.72	0	0.00	26	1.00	401	15.4
14	DEUCE BELLO	26-1	527	20.3	77-170	.453	19-67	.284	58-87	.667	21	48	69	2.7	76	2	31	1.19	44	1.69	0.70	12	0.46	24	0.92	231	8.9
13	A.J. MERRIWEATHER	14-12	306	21.9	43-83	.518	7-17	.412	30-39	.769	16	41	57	4.1	30	1	15	1.07	22	1.57	0.68	1	0.07	13	0.93	123	8.8
10	ISAAC BANKS	26-22	644	24.8	70-120	.583	0-0	.000	32-66	.485	61	104	165	6.3	63	1	16	0.62	29	1.12	0.55	18	0.69	6	0.23	172	6.6
15	LESTER WILSON	25-8	400	16.0	54-140	.386	43-106	.406	14-20	.700	20	50	70	2.8	40	1	12	0.48	12	0.48	1.00	2	0.08	7	0.28	165	6.6
11	DESONTA BRADFORD	26-0	460	17.7	54-111	.486	10-23	.435	44-56	.786	21	42	63	2.4	44	1	39	1.50	23	0.88	1.70	8	0.31	23	0.88	162	6.2
05	PETER JURKIN	26-5	293	11.3	50-89	.562	0-1	.000	31-42	.738	30	47	77	3.0	41	1	0	0.00	28	1.08	0.00	19	0.73	6	0.23	131	5.0
24	ABEDNEGO LUFIL	26-8	308	11.8	35-76	.461	0-6	.000	22-33	.667	22	62	84	3.2	17	0	9	0.35	19	0.73	0.47	6	0.23	7	0.27	92	3.5
01	PETAY MCCLAIN	26-21	526	20.2	25-63	.397	5-25	.200	14-23	.609	9	52	61	2.3	57	1	70	2.69	31	1.19	2.26	2	0.08	24	0.92	69	2.7
21	NIGEL HOLLEY	16-2	118	7.4	10-20	.500	0-0	.000	4-7	.571	5	12	17	1.1	22	2	5	0.31	8	0.50	0.63	1	0.06	0	0.00	24	1.5
30	STETSON MOORE	7-0	22	3.1	3-8	.375	2-6	.333	0-0	.000	1	1	2	0.3	4	0	1	0.14	0	0.00	99.00	0	0.00	1	0.14	8	1.1
31	TORIANO STOKES	10-0	45	4.5	4-8	.500	0-0	.000	1-4	.250	5	6	11	1.1	6	0	0	0.00	1	0.10	0.00	5	0.50	0	0.00	9	0.9
Total.....		26	5276		717-1559	.460	203-550	.369	397-565	.703	285	658	943	36.3	506	10	323	12.42	323	12.42	1.00	95	3.65	166	6.38	2034	78.2
Opponents.....		26	5277		672-1525	.441	191-562	.340	408-569	.717	289	662	951	36.6	512	-	316	12.15	340	13.08	0.93	88	3.38	163	6.27	1943	74.7

Score by Periods	1st	2nd	OT	Totals
ETSU	932	1064	38	2034
Opponents	924	996	23	1943



**THE STAT CREW SYSTEM**  
**ETSU Season Box Score (as of Feb 14, 2016)**  
**All games**

<b>RECORD:</b>	<b>OVERALL</b>	<b>HOME</b>	<b>AWAY</b>	<b>NEUTRAL</b>
ALL GAMES	16-10	10-2	6-8	0-0
CONFERENCE	9-4	5-1	4-3	0-0
NON-CONFERENCE	7-6	5-1	2-5	0-0

##	Player	gp-gs	min	avg	Total		3-Point		F-Throw		Rebounds					pf	dq	a	to	blk	stl	pts	avg
					fg-fga	fg%	3fg-fga	3fg%	ft-fta	ft%	off	def	tot	avg									
03	GE'LAWN GUYN	25-25	800	32.0	156-357	.437	61-157	.389	74-98	.755	15	85	100	4.0	45	0	46	50	21	29	447	17.9	
00	T.J. CROMER	26-26	827	31.8	136-314	.433	56-142	.394	73-90	.811	20	68	88	3.4	60	0	79	46	0	26	401	15.4	
14	DEUCE BELLO	26-1	527	20.3	77-170	.453	19-67	.284	58-87	.667	21	48	69	2.7	76	2	31	44	12	24	231	8.9	
13	A.J. MERRIWEATHER	14-12	306	21.9	43-83	.518	7-17	.412	30-39	.769	16	41	57	4.1	30	1	15	22	1	13	123	8.8	
10	ISAAC BANKS	26-22	644	24.8	70-120	.583	0-0	.000	32-66	.485	61	104	165	6.3	63	1	16	29	18	6	172	6.6	
15	LESTER WILSON	25-8	400	16.0	54-140	.386	43-106	.406	14-20	.700	20	50	70	2.8	40	1	12	12	2	7	165	6.6	
11	DESONTA BRADFORD	26-0	460	17.7	54-111	.486	10-23	.435	44-56	.786	21	42	63	2.4	44	1	39	23	8	23	162	6.2	
05	PETER JURKIN	26-5	293	11.3	50-89	.562	0-1	.000	31-42	.738	30	47	77	3.0	41	1	0	28	19	6	131	5.0	
24	ABEDNEGO LUFIL	26-8	308	11.8	35-76	.461	0-6	.000	22-33	.667	22	62	84	3.2	17	0	9	19	6	7	92	3.5	
01	PETEY MCCLAIN	26-21	526	20.2	25-63	.397	5-25	.200	14-23	.609	9	52	61	2.3	57	1	70	31	2	24	69	2.7	
21	NIGEL HOLLEY	16-2	118	7.4	10-20	.500	0-0	.000	4-7	.571	5	12	17	1.1	22	2	5	8	1	0	24	1.5	
30	STETSON MOORE	7-0	22	3.1	3-8	.375	2-6	.333	0-0	.000	1	1	2	0.3	4	0	1	0	0	1	8	1.1	
31	TORIANO STOKES	10-0	45	4.5	4-8	.500	0-0	.000	1-4	.250	5	6	11	1.1	6	0	0	1	5	0	9	0.9	
Team											39	40	79		1		10						
Total.....		26	5276		717-1559	.460	203-550	.369	397-565	.703	285	658	943	36.3	506	10	323	323	95	166	2034	78.2	
Opponents.....		26	5277		672-1525	.441	191-562	.340	408-569	.717	289	662	951	36.6	512	-	316	340	88	163	1943	74.7	

Score by Periods	1st	2nd	OT	Totals
ETSU	932	1064	38	2034
Opponents	924	996	23	1943

**THE STAT CREW SYSTEM**  
**ETSU Season Schedule/Results & Leaders (as of Feb 14, 2016)**  
**All games**

<b>RECORD:</b>	<b>OVERALL</b>	<b>HOME</b>	<b>AWAY</b>	<b>NEUTRAL</b>
ALL GAMES	16-10	10-2	6-8	0-0
CONFERENCE	9-4	5-1	4-3	0-0
NON-CONFERENCE	7-6	5-1	2-5	0-0

<b>Date</b>	<b>Opponent</b>	<b>Score</b>	<b>Att.</b>	<b>High Points</b>	<b>High Rebounds</b>
11/14/15	AVERETT	W 107-59	2167	(19)T.J. CROMER (19)GE'LAWN GUYN	(10)A.J. MERRIWEATHER
11/17/15	GREEN BAY	W 103-90	3992	(26)GE'LAWN GUYN	(8)GE'LAWN GUYN
11/20/15	at Villanova	51-86 L	6500	(12)T.J. CROMER	(5)DEUCE BELLO
11/22/15	at Georgia Tech	W 69-68	4665	(24)GE'LAWN GUYN	(7)GE'LAWN GUYN
11/24/15	at Charleston So.	76-77 L	905	(23)GE'LAWN GUYN	(10)A.J. MERRIWEATHER
11/28/15	UNCW	73-94 L	2557	(20)T.J. CROMER	(5)T.J. CROMER
12/02/15	at Tennessee Tech	61-63 L	1011	(15)T.J. CROMER	(7)PETER JURKIN
12/10/15	MILLIGAN COLLEGE	W 98-47	2458	(18)GE'LAWN GUYN	(11)ABEDNEGO LUFILÉ
12/15/15	at UNC Asheville	64-84 L	1327	(13)T.J. CROMER	(7)ISAAC BANKS
12/18/15	EASTERN KENTUCKY	W 87-81	2453	(27)GE'LAWN GUYN	(7)T.J. CROMER
12/22/15	at Tennessee	67-76 L	14684	(22)Guyn, Ge'Lawn	(9)A.J. MERRIWEATHER
12/30/15	MOREHEAD STATE	W 75-72	2650	(25)T.J. CROMER	(5)ISAAC BANKS (5)ABEDNEGO LUFILÉ
1/2/16	*at Western Carolina	W 82-66	956	(16)T.J. CROMER	(7)ISAAC BANKS
01/04/16	at N.C. Central	W 72-68	881	(12)ISAAC BANKS (12)T.J. CROMER	(12)ISAAC BANKS
01/09/16	*UNCG	W 86-83	3078	(28)GE'LAWN GUYN	(6)PETEY MCCLAIN
1/11/16	*VMI	W 88-51	2416	(23)T.J. CROMER	(7)GE'LAWN GUYN
01/14/16	*at Samford	W 81-77	1066	(19)T.J. CROMER	(9)ISAAC BANKS
01/16/16	*at Chattanooga	84-94 L	5003	(21)GE'LAWN GUYN	(6)PETEY MCCLAIN
1/21/16	*MERCER	Wot 65-63	3003	(20)T.J. CROMER	(14)ISAAC BANKS
1/23/16	*THE CITADEL	Wot 101-92	2789	(20)ISAAC BANKS (20)GE'LAWN GUYN	(11)ISAAC BANKS
01/28/16	*at Wofford	73-87 L	1412	(18)GE'LAWN GUYN	(7)ABEDNEGO LUFILÉ
01/30/16	*at Furman	70-74 L	2004	(22)T.J. CROMER	(7)DEUCE BELLO
02/04/16	*at VMI	W 71-60	1178	(20)GE'LAWN GUYN	(11)ISAAC BANKS
02/06/16	*at UNCG	W 68-65	1902	(16)DEUCE BELLO	(10)ISAAC BANKS
2/11/16	*SAMFORD	Wot 94-90	2945	(25)GE'LAWN GUYN	(9)ISAAC BANKS
2/13/16	*CHATTANOOGA	68-76 L	5601	(24)GE'LAWN GUYN	(8)ISAAC BANKS

\* - Conference game

<b>Attendance Summary</b>	<b>Games</b>	<b>Attend</b>	<b>Avg/Game</b>
Home	12	36109	3009
Away	14	43494	3107
Neutral	0	0	0
Total	26	79603	3062

**THE STAT CREW SYSTEM**  
**ETSU Combined Team Statistics (as of Feb 14, 2016)**  
**All games**

<b>RECORD:</b>	<b>OVERALL</b>	<b>HOME</b>	<b>AWAY</b>	<b>NEUTRAL</b>
ALL GAMES	16-10	10-2	6-8	0-0
CONFERENCE	9-4	5-1	4-3	0-0
NON-CONFERENCE	7-6	5-1	2-5	0-0

##	Player	gp-gs	min	avg	Total		3-Point		F-Throw		Rebounds				pf	dq	a	to	blk	stl	pts	avg
					fg-fga	fg%	3fg-fga	3fg%	ft-fa	ft%	off	def	tot	avg								
03	GE'LAWN GUYN	25-25	800	32.0	156-357	.437	61-157	.389	74-98	.755	15	85	100	4.0	45	0	46	50	21	29	447	17.9
00	T.J. CROMER	26-26	827	31.8	136-314	.433	56-142	.394	73-90	.811	20	68	88	3.4	60	0	79	46	0	26	401	15.4
14	DEUCE BELLO	26-1	527	20.3	77-170	.453	19-67	.284	58-87	.667	21	48	69	2.7	76	2	31	44	12	24	231	8.9
13	A.J. MERRIWEATHER	14-12	306	21.9	43-83	.518	7-17	.412	30-39	.769	16	41	57	4.1	30	1	15	22	1	13	123	8.8
10	ISAAC BANKS	26-22	644	24.8	70-120	.583	0-0	.000	32-66	.485	61	104	165	6.3	63	1	16	29	18	6	172	6.6
15	LESTER WILSON	25-8	400	16.0	54-140	.386	43-106	.406	14-20	.700	20	50	70	2.8	40	1	12	12	2	7	165	6.6
11	DESONTA BRADFORD	26-0	460	17.7	54-111	.486	10-23	.435	44-56	.786	21	42	63	2.4	44	1	39	23	8	23	162	6.2
05	PETER JURKIN	26-5	293	11.3	50-89	.562	0-1	.000	31-42	.738	30	47	77	3.0	41	1	0	28	19	6	131	5.0
24	ABEDNEGO LUFIL	26-8	308	11.8	35-76	.461	0-6	.000	22-33	.667	22	62	84	3.2	17	0	9	19	6	7	92	3.5
01	PETEY MCCLAIN	26-21	526	20.2	25-63	.397	5-25	.200	14-23	.609	9	52	61	2.3	57	1	70	31	2	24	69	2.7
21	NIGEL HOLLEY	16-2	118	7.4	10-20	.500	0-0	.000	4-7	.571	5	12	17	1.1	22	2	5	8	1	0	24	1.5
30	STETSON MOORE	7-0	22	3.1	3-8	.375	2-6	.333	0-0	.000	1	1	2	0.3	4	0	1	0	0	1	8	1.1
31	TORIANO STOKES	10-0	45	4.5	4-8	.500	0-0	.000	1-4	.250	5	6	11	1.1	6	0	0	1	5	0	9	0.9
Team											39	40	79		1		10					
Total.....		26	5276		717-1559	.460	203-550	.369	397-565	.703	285	658	943	36.3	506	10	323	323	95	166	2034	78.2
Opponents.....		26	5277		672-1525	.441	191-562	.340	408-569	.717	289	662	951	36.6	512	-	316	340	88	163	1943	74.7

TEAM STATISTICS	ETSU	OPP	Date	Opponent	Score	Att.
SCORING	2034	1943	11/14/15	AVERETT	w 107-59	2167
Points per game	78.2	74.7	11/17/15	GREEN BAY	w 103-90	3992
Scoring margin	+3.5	-	11/20/15	at Villanova	L 51-86	6500
FIELD GOALS-ATT	717-1559	672-1525	11/22/15	at Georgia Tech	w 69-68	4665
Field goal pct	.460	.441	11/24/15	at Charleston So.	L 76-77	905
3 POINT FG-ATT	203-550	191-562	11/28/15	UNCW	L 73-94	2557
3-point FG pct	.369	.340	12/02/15	at Tennessee Tech	L 61-63	1011
3-pt FG made per game	7.8	7.3	12/10/15	MILLIGAN COLLEGE	w 98-47	2458
FREE THROWS-ATT	397-565	408-569	12/15/15	at UNC Asheville	L 64-84	1327
Free throw pct	.703	.717	12/18/15	EASTERN KENTUCKY	w 87-81	2453
F-Throws made per game	15.3	15.7	12/22/15	at Tennessee	L 67-76	14684
REBOUNDS	943	951	12/30/15	MOREHEAD STATE	w 75-72	2650
Rebounds per game	36.3	36.6	* 1/2/16	at Western Carolina	w 82-66	956
Rebounding margin	-0.3	-	01/04/16	at N.C. Central	w 72-68	881
ASSISTS	323	316	* 01/09/16	UNCG	w 86-83	3078
Assists per game	12.4	12.2	* 1/11/16	VMI	w 88-51	2416
TURNOVERS	323	340	* 01/14/16	at Samford	w 81-77	1066
Turnovers per game	12.4	13.1	* 01/16/16	at Chattanooga	L 84-94	5003
Turnover margin	+0.7	-	* 1/21/16	MERCER	Wot 65-63	3003
Assist/turnover ratio	1.0	0.9	* 1/23/16	THE CITADEL	Wot 101-92	2789
STEALS	166	163	* 01/28/16	at Wofford	L 73-87	1412
Steals per game	6.4	6.3	* 01/30/16	at Furman	L 70-74	2004
BLOCKS	95	88	* 02/04/16	at VMI	w 71-60	1178
Blocks per game	3.7	3.4	* 02/06/16	at UNCG	w 68-65	1902
ATTENDANCE	36109	43494	* 2/11/16	SAMFORD	Wot 94-90	2945
Home games-Avg/Game	12-3009	14-3107	* 2/13/16	CHATTANOOGA	L 68-76	5601
Neutral site-Avg/Game	-	0-0				

\* - Conference game

Score by Periods	1st	2nd	OT	Totals
ETSU	932	1064	38	2034
Opponents	924	996	23	1943

**THE STAT CREW SYSTEM**  
**ETSU Team Game-by-Game Comparison (as of Feb 14, 2016)**  
**All games**

Opponent	1st	2nd	Score	Mar	Total FG	FG Pct	3-Pointers	3FG Pct	Free Throws	FT Pct	Rebounds	Assist	T/Over	Block	Steal	Fouls
AVERETT	47/26	60/33	107-59	+48	35-65/20-63	.538/.317	5-22/6-29	.227/.207	32-39/13-21	.821/.619	50/33 +17	14/12	9/21	9/0	9/3	23/30
GREEN BAY	48/41	55/49	103-90	+13	37-72/31-75	.514/.413	10-26/4-15	.385/.267	19-21/24-38	.905/.632	44/45 (1)	17/11	13/9	9/3	2/11	27/20
Villanova	27/49	24/37	51-86	(35)	19-59/32-63	.322/.508	4-22/14-34	.182/.412	9-13/8-12	.692/.667	32/44 (12)	12/19	17/14	3/5	9/8	12/14
Georgia Tech	27/32	42/36	69-68	+1	27-57/22-54	.474/.407	6-17/5-17	.353/.294	9-10/19-22	.900/.864	28/35 (7)	8/12	7/9	1/3	6/4	23/14
Charleston So.	31/44	45/33	76-77	(1)	27-57/29-55	.474/.527	10-27/11-19	.370/.579	12-18/8-14	.667/.571	31/34 (3)	14/10	9/12	4/1	4/2	17/18
UNCW	37/48	36/46	73-94	(21)	24-52/41-70	.462/.586	7-15/7-19	.467/.368	18-25/5-10	.720/.500	24/39 (15)	12/15	21/13	4/2	7/10	12/24
Tennessee Tech	28/31	33/32	61-63	(2)	26-71/14-49	.366/.286	4-15/4-20	.267/.200	5-9/31-38	.556/.816	34/51 (17)	11/6	11/20	5/9	11/2	29/17
MILLIGAN COLLEGE	49/22	49/25	98-47	+51	31-72/17-56	.431/.304	8-21/3-16	.381/.188	28-37/10-14	.757/.714	55/33 +22	11/4	14/21	4/6	12/8	17/30
UNC Asheville	27/49	37/35	64-84	(20)	24-51/33-62	.471/.532	6-16/7-17	.375/.412	10-23/11-17	.435/.647	27/43 (16)	10/19	17/15	0/4	7/8	15/17
EASTERN KENTUCKY	35/36	52/45	87-81	+6	30-55/26-49	.545/.531	10-19/11-24	.526/.458	17-26/18-24	.654/.750	29/26 +3	14/11	18/21	1/1	8/9	21/21
Tennessee	33/42	34/34	67-76	(9)	25-68/25-63	.368/.397	8-27/6-18	.296/.333	9-12/20-31	.750/.645	45/46 (1)	13/14	10/8	2/6	4/4	20/12
MOREHEAD STATE	39/21	36/51	75-72	+3	22-47/28-64	.468/.438	5-17/6-20	.294/.300	26-36/10-19	.722/.526	32/40 (8)	9/12	14/13	3/3	8/7	23/27
Western Carolina	48/32	34/34	82-66	+16	29-55/19-59	.527/.322	8-15/3-28	.533/.107	16-26/25-29	.615/.862	36/35 +1	19/7	11/11	5/4	5/4	21/20
N.C. Central	30/28	42/40	72-68	+4	25-57/23-53	.439/.434	5-21/6-19	.238/.316	17-24/16-26	.708/.615	42/32 +10	16/12	10/10	1/1	6/3	25/17
UNCG	40/39	46/44	86-83	+3	28-53/31-65	.528/.477	15-25/10-24	.600/.417	15-24/11-15	.625/.733	33/35 (2)	18/14	10/9	1/3	2/2	20/23
VMI	47/22	41/29	88-51	+37	30-61/20-58	.492/.345	15-31/9-27	.484/.333	13-19/2-2	.684/1000	46/26 +20	18/12	9/13	4/4	5/4	13/21
Samford	40/38	41/39	81-77	+4	29-56/31-58	.518/.534	9-23/4-12	.391/.333	14-22/11-20	.636/.550	35/33 +2	12/19	20/14	6/2	7/11	18/20
Chattanooga	43/45	41/49	84-94	(10)	28-64/27-50	.438/.540	12-29/11-20	.414/.550	16-23/29-36	.696/.806	34/32 +2	8/19	11/8	4/8	3/9	25/20
MERCER	23/27	34/30	65-63	+2	23-61/25-57	.377/.439	6-23/2-15	.261/.133	13-19/11-12	.684/.917	37/37 -	8/10	13/14	7/0	10/4	14/19
THE CITADEL	45/41	41/45	101-92	+9	40-74/34-82	.541/.415	5-18/13-39	.278/.333	16-22/11-16	.727/.688	49/44 +5	15/12	15/13	7/0	8/8	17/20
Wofford	28/44	45/43	73-87	(14)	26-65/27-56	.400/.482	3-17/9-21	.176/.429	18-26/24-29	.692/.828	38/37 +1	7/13	8/10	0/3	7/5	21/18
Furman	27/39	43/35	70-74	(4)	23-59/26-52	.390/.500	8-25/6-22	.320/.273	16-22/16-19	.727/.842	29/39 (10)	10/10	5/12	3/4	7/3	18/18
VMI	30/28	41/32	71-60	+11	25-57/21-57	.439/.368	9-23/11-34	.391/.324	12-15/7-13	.800/.538	41/31 +10	11/10	15/14	2/4	4/8	12/19
UNCG	33/30	35/35	68-65	+3	26-52/20-48	.500/.417	10-18/10-22	.556/.455	6-10/15-20	.600/.750	29/29 -	11/13	15/12	2/5	3/8	20/13
SAMFORD	44/33	35/46	94-90	+4	32-64/28-57	.500/.491	11-20/6-13	.550/.462	19-25/28-41	.760/.683	33/35 (2)	16/9	9/11	6/3	5/6	24/20
CHATTANOOGA	26/37	42/39	68-76	(8)	26-55/22-50	.473/.440	4-18/7-18	.222/.389	12-19/25-31	.632/.806	30/37 (7)	9/11	12/13	2/4	7/12	19/20

Note: Game totals are displayed in the format TEAM/OPPONENT for each category

**THE STAT CREW SYSTEM**  
**ETSU Team Game-by-Game (as of Feb 14, 2016)**  
**All games**

TEAM STATISTICS

Opponent	Date	Score		Total		3-Pointers		Free throws		Rebounds				pf	a	t/o	blk	stl	pts	avg
				fg-fga	pct	3fg-fga	pct	ft-fta	pct	off	def	tot	avg							
AVERETT	11/14/15	107-59	W	35-65	.538	5-22	.227	32-39	.821	14	36	50	50.0	23	14	9	9	9	107	107.0
GREEN BAY	11/17/15	103-90	W	37-72	.514	10-26	.385	19-21	.905	10	34	44	47.0	27	17	13	9	2	103	105.0
at Villanova	11/20/15	51-86	L	19-59	.322	4-22	.182	9-13	.692	15	17	32	42.0	12	12	17	3	9	51	87.0
at Georgia Tech	11/22/15	69-68	W	27-57	.474	6-17	.353	9-10	.900	7	21	28	38.5	23	8	7	1	6	69	82.5
at Charleston So.	11/24/15	76-77	L	27-57	.474	10-27	.370	12-18	.667	9	22	31	37.0	17	14	9	4	4	76	81.2
UNCW	11/28/15	73-94	L	24-52	.462	7-15	.467	18-25	.720	4	20	24	34.8	12	12	21	4	7	73	79.8
at Tennessee Tech	12/02/15	61-63	L	26-71	.366	4-15	.267	5-9	.556	14	20	34	34.7	29	11	11	5	11	61	77.1
MILLIGAN COLLEGE	12/10/15	98-47	W	31-72	.431	8-21	.381	28-37	.757	21	34	55	37.2	17	11	14	4	12	98	79.8
at UNC Asheville	12/15/15	64-84	L	24-51	.471	6-16	.375	10-23	.435	9	18	27	36.1	15	10	17	0	7	64	78.0
EASTERN KENTUCKY	12/18/15	87-81	W	30-55	.545	10-19	.526	17-26	.654	10	19	29	35.4	21	14	18	1	8	87	78.9
at Tennessee	12/22/15	67-76	L	25-68	.368	8-27	.296	9-12	.750	12	33	45	36.3	20	13	10	2	4	67	77.8
MOREHEAD STATE	12/30/15	75-72	W	22-47	.468	5-17	.294	26-36	.722	10	22	32	35.9	23	9	14	3	8	75	77.6
at Western Carolina	1/2/16	82-66	W	29-55	.527	8-15	.533	16-26	.615	12	24	36	35.9	21	19	11	5	5	82	77.9
at N.C. Central	01/04/16	72-68	W	25-57	.439	5-21	.238	17-24	.708	12	30	42	36.4	25	16	10	1	6	72	77.5
UNCG	01/09/16	86-83	W	28-53	.528	15-25	.600	15-24	.625	5	28	33	36.1	20	18	10	1	2	86	78.1
VMI	1/11/16	88-51	W	30-61	.492	15-31	.484	13-19	.684	13	33	46	36.8	13	18	9	4	5	88	78.7
at Samford	01/14/16	81-77	W	29-56	.518	9-23	.391	14-22	.636	9	26	35	36.6	18	12	20	6	7	81	78.8
at Chattanooga	01/16/16	84-94	L	28-64	.438	12-29	.414	16-23	.696	13	21	34	36.5	25	8	11	4	3	84	79.1
MERCER	1/21/16	65-63	Wot	23-61	.377	6-23	.261	13-19	.684	14	23	37	36.5	14	8	13	7	10	65	78.4
THE CITADEL	1/23/16	101-92	Wot	40-74	.541	5-18	.278	16-22	.727	7	42	49	37.2	17	15	15	7	8	101	79.5
at Wofford	01/28/16	73-87	L	26-65	.400	3-17	.176	18-26	.692	15	23	38	37.2	21	7	8	0	7	73	79.2
at Furman	01/30/16	70-74	L	23-59	.390	8-25	.320	16-22	.727	11	18	29	36.8	18	10	5	3	7	70	78.8
at VMI	02/04/16	71-60	W	25-57	.439	9-23	.391	12-15	.800	10	31	41	37.0	12	11	15	2	4	71	78.4
at UNCG	02/06/16	68-65	W	26-52	.500	10-18	.556	6-10	.600	8	21	29	36.7	20	11	15	2	3	68	78.0
SAMFORD	2/11/16	94-90	Wot	32-64	.500	11-20	.550	19-25	.760	10	23	33	36.5	24	16	9	6	5	94	78.6
CHATTANOOGA	2/13/16	68-76	L	26-55	.473	4-18	.222	12-19	.632	11	19	30	36.3	19	9	12	2	7	68	78.2
ETSU		2034		717-1559	.460	203-550	.369	397-565	.703	285	658	943	36.3	506	323	323	95	166	2034	78.2
Opponents		1943		672-1525	.441	191-562	.340	408-569	.717	289	662	951	36.6	512	316	340	88	163	1943	74.7

Games played: 26  
Points/game: 78.2  
FG Pct: 46.0  
3FG Pct: 36.9  
FT Pct: 70.3

Rebounds/game: 36.3  
Assists/game: 12.4  
Turnovers/game: 12.4  
Assist/turnover ratio: 1.0  
Steals/game: 6.4  
Blocks/game: 3.7

**THE STAT CREW SYSTEM**  
**ETSU Points-Rebounds-Assists (as of Feb 14, 2016)**  
**All games**

Opponent	Date	Score		00	01	03	05	10	11	13	14	15	21	24	30
				CROMER,TJ	MCCLAIN,PE	GUYN,GE'LA	JURKIN,PET	BANKS,ISAA	BRADFORD,	MERRIWEAT	BELLO,DEUC	WILSON,LES	HOLLEY,NIG	LUFILE,ABE	MOORE,STE
AUM	11/14/15	107-59	w	19-4-1	0-1-2	19-5-5	7-2-0	4-4-0	11-5-2	17-10-2	16-3-0	8-1-0	4-1-1	2-8-1	0-0-0
GB	11/17/15	103-90	w	17-3-2	2-2-2	26-8-4	4-3-0	12-5-1	9-3-4	10-3-1	7-3-1	6-1-0	0-3-0	10-7-2	DNP
at VU	11/20/15	51-86	L	12-3-1	1-2-3	9-1-2	5-2-0	2-3-1	2-2-2	4-3-0	5-5-2	9-3-0	0-1-1	0-1-0	0-0-0
at GT	11/22/15	69-68	w	12-0-2	0-2-2	24-7-1	2-3-0	6-3-0	2-0-0	12-2-2	2-2-0	3-0-0	4-1-0	0-2-1	DNP
at CSU	11/24/15	76-77	L	13-2-2	0-2-6	23-2-3	0-1-0	4-6-0	2-0-0	17-10-0	13-2-2	0-0-0	2-1-1	2-2-0	DNP
UNCW	11/28/15	73-94	L	20-5-5	0-2-0	18-4-0	8-3-0	4-3-2	4-0-0	5-2-2	7-1-1	0-0-0	3-2-1	4-1-1	DNP
at TTU	12/02/15	61-63	L	15-4-3	0-0-1	9-4-3	10-7-0	2-1-0	4-6-1	6-0-0	7-4-3	0-1-0	2-1-0	6-2-0	DNP
MILL	12/10/15	98-47	w	5-6-2	12-3-2	18-2-3	4-0-0	11-10-1	7-3-2	7-3-1	13-3-0	3-3-0	3-2-0	11-11-0	3-0-0
at AVL	12/15/15	64-84	L	13-1-1	7-2-4	7-1-0	2-3-0	9-7-0	0-1-1	6-2-0	7-2-2	3-1-0	DNP	10-4-2	DNP
EKU	12/18/15	87-81	w	22-7-5	4-2-1	27-2-1	9-3-0	0-2-2	5-2-1	9-6-2	7-2-2	DNP	2-0-0	2-3-0	DNP
at UT	12/22/15	67-76	L	9-2-4	0-3-1	22-6-2	5-7-0	2-5-0	3-1-0	11-9-2	4-3-4	9-5-0	DNP	2-1-0	DNP
MOR	12/30/15	75-72	w	25-4-3	2-2-5	DNP	2-1-0	5-5-0	8-3-0	7-3-0	12-0-0	6-2-1	0-1-0	6-5-0	0-1-0
at WCU	1/2/16	82-66	w	16-3-3	0-1-2	10-3-4	3-6-0	10-7-3	5-2-3	6-3-1	15-5-2	8-2-1	DNP	9-4-0	DNP
at NCCUM	01/04/16	72-68	w	12-1-4	5-4-0	11-3-3	2-2-0	12-12-1	6-2-4	6-1-2	9-1-1	9-7-0	0-0-1	0-3-0	DNP
UNCG	01/09/16	86-83	w	20-5-6	0-6-6	28-4-0	7-1-0	6-4-1	3-2-2	DNP	3-0-2	17-5-1	0-0-0	2-1-0	DNP
VMI	1/11/16	88-51	w	23-5-2	2-4-8	3-7-1	4-4-0	9-3-1	11-5-3	DNP	9-2-1	16-6-0	2-1-0	4-6-1	3-1-1
at SAM	01/14/16	81-77	w	19-4-6	4-4-4	17-7-1	7-4-0	11-9-0	2-1-0	DNP	3-1-1	16-3-0	0-0-0	0-1-0	2-0-0
at UTC	01/16/16	84-94	L	19-4-1	4-6-2	21-2-1	4-2-0	2-4-0	12-2-3	DNP	15-4-1	4-4-0	DNP	3-1-0	0-0-0
MER	1/21/16	65-63	w	20-3-2	0-1-0	18-3-1	4-2-0	4-14-0	3-0-4	DNP	7-1-1	6-5-0	2-3-0	1-0-0	DNP
CIT	1/23/16	101-92	w	14-9-5	6-3-4	20-4-1	11-5-0	20-11-1	4-3-0	DNP	14-4-2	8-5-1	DNP	4-3-1	DNP
at WOF	01/28/16	73-87	L	7-2-0	10-3-2	18-3-3	6-3-0	0-4-1	17-3-0	DNP	2-3-0	10-6-1	DNP	3-7-0	DNP
at FUR	01/30/16	70-74	L	22-1-3	0-0-1	19-4-2	2-2-0	0-5-1	0-3-1	DNP	14-7-0	6-1-2	DNP	7-3-0	DNP
at VMI	02/04/16	71-60	w	11-2-4	0-3-3	20-8-1	2-5-0	9-11-0	14-4-1	DNP	10-3-1	3-0-1	DNP	2-4-0	DNP
at UNCG	02/06/16	68-65	w	13-4-3	2-1-3	11-3-2	8-1-0	2-10-0	11-1-1	DNP	16-3-1	3-1-1	0-0-0	2-3-0	DNP
SAM	2/11/16	94-90	w	17-2-6	5-2-3	25-1-2	9-5-0	12-9-0	10-5-4	DNP	7-1-0	9-4-1	DNP	0-1-0	DNP
UTC	2/13/16	68-76	L	6-2-3	3-0-3	24-6-0	4-0-0	14-8-0	7-4-0	DNP	7-4-1	3-4-2	DNP	0-0-0	DNP

THE STAT CREW SYSTEM  
ETSU Points-Rebounds-Assists (as of Feb 14, 2016)  
All games

31

Opponent	Date	Score		STOKES,TOR
AUM	11/14/15	107-59	w	0-1-0
GB	11/17/15	103-90	w	DNP
at VU	11/20/15	51-86	L	2-0-0
at GT	11/22/15	69-68	w	2-4-0
at CSU	11/24/15	76-77	L	0-1-0
UNCW	11/28/15	73-94	L	0-0-0
at TTU	12/02/15	61-63	L	DNP
MILL	12/10/15	98-47	w	1-4-0
at AVL	12/15/15	64-84	L	0-0-0
EKU	12/18/15	87-81	w	DNP
at UT	12/22/15	67-76	L	DNP
MOR	12/30/15	75-72	w	2-1-0
at WCU	1/2/16	82-66	w	DNP
at NCCUM	01/04/16	72-68	w	DNP
UNCG	01/09/16	86-83	w	DNP
VMI	1/11/16	88-51	w	2-0-0
at SAM	01/14/16	81-77	w	DNP
at UTC	01/16/16	84-94	L	DNP
MER	1/21/16	65-63	w	DNP
CIT	1/23/16	101-92	w	DNP
at WOF	01/28/16	73-87	L	DNP
at FUR	01/30/16	70-74	L	DNP
at VMI	02/04/16	71-60	w	0-0-0
at UNCG	02/06/16	68-65	w	DNP
SAM	2/11/16	94-90	w	DNP
UTC	2/13/16	68-76	L	DNP

**THE STAT CREW SYSTEM**  
**ETSU Game-by-Game Highs (as of Feb 14, 2016)**  
**All games**

Opponent	Date	Score	Points	Rebounds	Assists	Steals	Blocked shots
AVERETT	11/14/15	107-59	19-GE'LAWN GUYN T.J. CROMER	10-A.J. MERRIWEAT	5-GE'LAWN GUYN	5-A.J. MERRIWEATH	2-DEUCE BELLO TORIANO STOKES GE'LAWN GUYN
GREEN BAY	11/17/15	103-90	26-GE'LAWN GUYN	8-GE'LAWN GUYN	4-GE'LAWN GUYN DESONTA BRADF	1-ABEDNEGO LUFIL GE'LAWN GUYN	2-ISAAC BANKS ABEDNEGO LUFIL GE'LAWN GUYN PETER JURKIN
at Villanova	11/20/15	51-86	12-T.J. CROMER	5-DEUCE BELLO	3-PETHEY MCCLAIN	2-T.J. CROMER DEUCE BELLO	2-DEUCE BELLO
at Georgia Tech	11/22/15	69-68	24-GE'LAWN GUYN	7-GE'LAWN GUYN	2-A.J. MERRIWEATH T.J. CROMER PETHEY MCCLAIN	2-PETHEY MCCLAIN	1-GE'LAWN GUYN
at Charleston So.	11/24/15	76-77	23-GE'LAWN GUYN	10-A.J. MERRIWEAT	6-PETHEY MCCLAIN	2-ABEDNEGO LUFIL	4-ISAAC BANKS
UNCW	11/28/15	73-94	20-T.J. CROMER	5-T.J. CROMER	5-T.J. CROMER	2-GE'LAWN GUYN T.J. CROMER	2-GE'LAWN GUYN
at Tennessee Tech	12/02/15	61-63	15-T.J. CROMER	7-PETER JURKIN	3-DEUCE BELLO T.J. CROMER GE'LAWN GUYN	4-GE'LAWN GUYN	1-ABEDNEGO LUFIL ISAAC BANKS GE'LAWN GUYN PETER JURKIN DESONTA BRADF
MILLIGAN COLLEGE	12/10/15	98-47	18-GE'LAWN GUYN	11-ABEDNEGO LUFIL	3-GE'LAWN GUYN	3-T.J. CROMER	2-TORIANO STOKES
at UNC Asheville	12/15/15	64-84	13-T.J. CROMER	7-ISAAC BANKS	4-PETHEY MCCLAIN	2-DESONTA BRADF	None
EASTERN KENTUCKY	12/18/15	87-81	27-GE'LAWN GUYN	7-T.J. CROMER	5-T.J. CROMER	2-PETER JURKIN T.J. CROMER A.J. MERRIWEATH	1-ABEDNEGO LUFIL
at Tennessee	12/22/15	67-76	22-Guyn, Ge'Lawn	9-A.J. MERRIWEATH	4-DEUCE BELLO Cromer, T.J.	1-DEUCE BELLO Guyn, Ge'Lawn Jurkin, Peter DESONTA BRADF	1-Jurkin, Peter DESONTA BRADF
MOREHEAD STATE	12/30/15	75-72	25-T.J. CROMER	5-ABEDNEGO LUFIL ISAAC BANKS	5-PETHEY MCCLAIN	3-DEUCE BELLO	1-DESONTA BRADF NIGEL HOLLEY PETHEY MCCLAIN
at Western Carolina	1/2/16	82-66	16-T.J. CROMER	7-ISAAC BANKS	4-GE'LAWN GUYN	4-PETHEY MCCLAIN	2-PETER JURKIN
at N.C. Central	01/04/16	72-68	12-T.J. CROMER ISAAC BANKS	12-ISAAC BANKS	4-DESONTA BRADF T.J. CROMER	2-DESONTA BRADF	1-GE'LAWN GUYN
UNCG	01/09/16	86-83	28-GE'LAWN GUYN	6-PETHEY MCCLAIN	6-PETHEY MCCLAIN T.J. CROMER	1-ISAAC BANKS T.J. CROMER	1-LESTER WILSON
VMI	1/11/16	88-51	23-T.J. CROMER	7-GE'LAWN GUYN	8-PETHEY MCCLAIN	2-DEUCE BELLO	2-PETER JURKIN
at Samford	01/14/16	81-77	19-T.J. CROMER	9-ISAAC BANKS	6-T.J. CROMER	3-GE'LAWN GUYN	3-PETER JURKIN
at Chattanooga	01/16/16	84-94	21-GE'LAWN GUYN	6-PETHEY MCCLAIN	3-DESONTA BRADF	2-DESONTA BRADF	2-PETER JURKIN
MERCER	1/21/16	65-63	20-T.J. CROMER	14-ISAAC BANKS	4-DESONTA BRADF	3-T.J. CROMER	3-DEUCE BELLO
THE CITADEL	1/23/16	101-92	20-GE'LAWN GUYN ISAAC BANKS	11-ISAAC BANKS	5-T.J. CROMER	2-DEUCE BELLO PETHEY MCCLAIN	2-ISAAC BANKS DEUCE BELLO
at Wofford	01/28/16	73-87	18-GE'LAWN GUYN	7-ABEDNEGO LUFIL	3-GE'LAWN GUYN	3-DESONTA BRADF	None
at Furman	01/30/16	70-74	22-T.J. CROMER	7-DEUCE BELLO	3-T.J. CROMER	3-DEUCE BELLO	2-PETER JURKIN
at VMI	02/04/16	71-60	20-GE'LAWN GUYN	11-ISAAC BANKS	4-T.J. CROMER	2-GE'LAWN GUYN	2-GE'LAWN GUYN
at UNCG	02/06/16	68-65	16-DEUCE BELLO	10-ISAAC BANKS	3-T.J. CROMER PETHEY MCCLAIN	1-GE'LAWN GUYN DEUCE BELLO DESONTA BRADF	1-ISAAC BANKS DESONTA BRADF
SAMFORD	2/11/16	94-90	25-GE'LAWN GUYN	9-ISAAC BANKS	6-T.J. CROMER	3-PETHEY MCCLAIN	2-GE'LAWN GUYN ISAAC BANKS
CHATTANOOGA	2/13/16	68-76	24-GE'LAWN GUYN	8-ISAAC BANKS	3-PETHEY MCCLAIN T.J. CROMER	3-GE'LAWN GUYN	1-DESONTA BRADF ISAAC BANKS



**THE STAT CREW SYSTEM**  
**ETSU Team High/Low Analysis (as of Feb 14, 2016)**  
**All games**

**ETSU - TEAM GAME HIGHS**

POINTS	107		AVERETT (11/14/15)
	103		GREEN BAY (11/17/15)
	101		THE CITADEL (1/23/16)
	98		MILLIGAN COLLEGE (12/10/15)
	94		SAMFORD (2/11/16)
FIELD GOALS MADE	40		THE CITADEL (1/23/16)
	37		GREEN BAY (11/17/15)
FIELD GOAL ATTEMPTS	74		THE CITADEL (1/23/16)
	72		MILLIGAN COLLEGE (12/10/15)
	72		GREEN BAY (11/17/15)
FIELD GOAL PERCENTAGE	.545	(30-55)	EASTERN KENTUCKY (12/18/15)
	.541	(40-74)	THE CITADEL (1/23/16)
3 PT FIELD GOALS MADE	15		VMI (1/11/16)
	15		UNCG (01/09/16)
3 PT FG ATTEMPTS	31		VMI (1/11/16)
	29		at Chattanooga (01/16/16)
3 PT FG PERCENTAGE	.600	(15-25)	UNCG (01/09/16)
	.556	(10-18)	at UNCG (02/06/16)
FREE THROWS MADE	32		AVERETT (11/14/15)
	28		MILLIGAN COLLEGE (12/10/15)
FREE THROW ATTEMPTS	39		AVERETT (11/14/15)
	37		MILLIGAN COLLEGE (12/10/15)
FREE THROW PERCENTAGE	.905	(19-21)	GREEN BAY (11/17/15)
	.900	(9-10)	at Georgia Tech (11/22/15)
REBOUNDS	55		MILLIGAN COLLEGE (12/10/15)
	50		AVERETT (11/14/15)
ASSISTS	19		at Western Carolina (1/2/16)
	18		VMI (1/11/16)
	18		UNCG (01/09/16)
STEALS	12		MILLIGAN COLLEGE (12/10/15)
	11		at Tennessee Tech (12/02/15)
BLOCKED SHOTS	9		GREEN BAY (11/17/15)
	9		AVERETT (11/14/15)
TURNOVERS	21		UNCW (11/28/15)
	20		at Samford (01/14/16)
FOULS	29		at Tennessee Tech (12/02/15)
	27		GREEN BAY (11/17/15)

**THE STAT CREW SYSTEM**  
**ETSU High/Low Analysis (as of Feb 14, 2016)**  
**All games**

**Opponent - GAME HIGHS**

POINTS	94		at Chattanooga (01/16/16)
	94		UNCW (11/28/15)
	92		THE CITADEL (1/23/16)
	90		SAMFORD (2/11/16)
	90		GREEN BAY (11/17/15)
FIELD GOALS MADE	41		UNCW (11/28/15)
	34		THE CITADEL (1/23/16)
FIELD GOAL ATTEMPTS	82		THE CITADEL (1/23/16)
	75		GREEN BAY (11/17/15)
FIELD GOAL PERCENTAGE	.586	(41-70)	UNCW (11/28/15)
	.540	(27-50)	at Chattanooga (01/16/16)
3 PT FIELD GOALS MADE	14		at Villanova (11/20/15)
	13		THE CITADEL (1/23/16)
3 PT FG ATTEMPTS	39		THE CITADEL (1/23/16)
	34		at VMI (02/04/16)
	34		at Villanova (11/20/15)
3 PT FG PERCENTAGE	.579	(11-19)	at Charleston So. (11/24/15)
	.550	(11-20)	at Chattanooga (01/16/16)
FREE THROWS MADE	31		at Tennessee Tech (12/02/15)
	29		at Chattanooga (01/16/16)
FREE THROW ATTEMPTS	41		SAMFORD (2/11/16)
	38		at Tennessee Tech (12/02/15)
	38		GREEN BAY (11/17/15)
FREE THROW PERCENTAGE	1.000	(2-2)	VMI (1/11/16)
	.917	(11-12)	MERCER (1/21/16)
REBOUNDS	51		at Tennessee Tech (12/02/15)
	46		at Tennessee (12/22/15)
ASSISTS	19		at Chattanooga (01/16/16)
	19		at Samford (01/14/16)
	19		at UNC Asheville (12/15/15)
	19		at Villanova (11/20/15)
STEALS	12		CHATTANOOGA (2/13/16)
	11		at Samford (01/14/16)
	11		GREEN BAY (11/17/15)
BLOCKED SHOTS	9		at Tennessee Tech (12/02/15)
	8		at Chattanooga (01/16/16)
TURNOVERS	21		EASTERN KENTUCKY (12/18/15)
	21		MILLIGAN COLLEGE (12/10/15)
	21		AVERETT (11/14/15)
FOULS	30		MILLIGAN COLLEGE (12/10/15)
	30		AVERETT (11/14/15)

**THE STAT CREW SYSTEM**  
**ETSU High/Low Analysis (as of Feb 14, 2016)**  
**All games**

**ETSU - GAME LOWS**

POINTS	51		at Villanova (11/20/15)
	61		at Tennessee Tech (12/02/15)
	64		at UNC Asheville (12/15/15)
	65		MERCER (1/21/16)
	67		at Tennessee (12/22/15)
FIELD GOALS MADE	19		at Villanova (11/20/15)
	22		MOREHEAD STATE (12/30/15)
FIELD GOAL ATTEMPTS	47		MOREHEAD STATE (12/30/15)
	51		at UNC Asheville (12/15/15)
FIELD GOAL PERCENTAGE	.322	(19-59)	at Villanova (11/20/15)
	.366	(26-71)	at Tennessee Tech (12/02/15)
3 PT FIELD GOALS MADE	3		at Wofford (01/28/16)
	4		at Villanova (11/20/15)
	4		at Tennessee Tech (12/02/15)
	4		CHATTANOOGA (2/13/16)
3 PT FG ATTEMPTS	15		UNCW (11/28/15)
	15		at Tennessee Tech (12/02/15)
	15		at Western Carolina (1/2/16)
3 PT FG PERCENTAGE	.176	(3-17)	at Wofford (01/28/16)
	.182	(4-22)	at Villanova (11/20/15)
FREE THROWS MADE	5		at Tennessee Tech (12/02/15)
	6		at UNCG (02/06/16)
FREE THROW ATTEMPTS	9		at Tennessee Tech (12/02/15)
	10		at Georgia Tech (11/22/15)
	10		at UNCG (02/06/16)
FREE THROW PERCENTAGE	.435	(10-23)	at UNC Asheville (12/15/15)
	.556	(5-9)	at Tennessee Tech (12/02/15)
REBOUNDS	24		UNCW (11/28/15)
	27		at UNC Asheville (12/15/15)
ASSISTS	7		at Wofford (01/28/16)
	8		at Georgia Tech (11/22/15)
	8		at Chattanooga (01/16/16)
	8		MERCER (1/21/16)
STEALS	2		GREEN BAY (11/17/15)
	2		UNCG (01/09/16)
BLOCKED SHOTS	0		at UNC Asheville (12/15/15)
	0		at Wofford (01/28/16)
TURNOVERS	5		at Furman (01/30/16)
	7		at Georgia Tech (11/22/15)
FOULS	12		at Villanova (11/20/15)
	12		UNCW (11/28/15)
	12		at VMI (02/04/16)

**THE STAT CREW SYSTEM**  
**ETSU High/Low Analysis (as of Feb 14, 2016)**  
**All games**

**Opponent - GAME LOWS**

POINTS	47		MILLIGAN COLLEGE (12/10/15)
	51		VMI (1/11/16)
	59		AVERETT (11/14/15)
	60		at VMI (02/04/16)
	63		at Tennessee Tech (12/02/15)
	63		MERCER (1/21/16)
FIELD GOALS MADE	14		at Tennessee Tech (12/02/15)
	17		MILLIGAN COLLEGE (12/10/15)
FIELD GOAL ATTEMPTS	48		at UNCG (02/06/16)
	49		at Tennessee Tech (12/02/15)
	49		EASTERN KENTUCKY (12/18/15)
FIELD GOAL PERCENTAGE	.286	(14-49)	at Tennessee Tech (12/02/15)
	.304	(17-56)	MILLIGAN COLLEGE (12/10/15)
3 PT FIELD GOALS MADE	2		MERCER (1/21/16)
	3		MILLIGAN COLLEGE (12/10/15)
	3		at Western Carolina (1/2/16)
3 PT FG ATTEMPTS	12		at Samford (01/14/16)
	13		SAMFORD (2/11/16)
3 PT FG PERCENTAGE	.107	(3-28)	at Western Carolina (1/2/16)
	.133	(2-15)	MERCER (1/21/16)
FREE THROWS MADE	2		VMI (1/11/16)
	5		UNCW (11/28/15)
FREE THROW ATTEMPTS	2		VMI (1/11/16)
	10		UNCW (11/28/15)
FREE THROW PERCENTAGE	.500	(5-10)	UNCW (11/28/15)
	.526	(10-19)	MOREHEAD STATE (12/30/15)
REBOUNDS	26		EASTERN KENTUCKY (12/18/15)
	26		VMI (1/11/16)
ASSISTS	4		MILLIGAN COLLEGE (12/10/15)
	6		at Tennessee Tech (12/02/15)
STEALS	2		at Charleston So. (11/24/15)
	2		at Tennessee Tech (12/02/15)
	2		UNCG (01/09/16)
BLOCKED SHOTS	0		AVERETT (11/14/15)
	0		MERCER (1/21/16)
	0		THE CITADEL (1/23/16)
TURNOVERS	8		at Tennessee (12/22/15)
	8		at Chattanooga (01/16/16)
FOULS	12		at Tennessee (12/22/15)
	13		at UNCG (02/06/16)