



BEMIDJI STATE FOOTBALL

Bemidji State Athletic Media Relations • 1500 Birchmont Drive NE #29, Bemidji, MN 56601 • BSUBeavers.com
 Asst. Director (Primary Contact): Andy Sailer • E: asailer@bemidjistate.edu • O: (218) 755-2763 • C: (715) 495-4840

GAME 5

2014 SCHEDULE/RESULTS BEMIDJI STATE (0-4; 0-0 NSIC NORTH)

Sept. 6	• at Wayne State	L, 35-13
Sept. 13	• Sioux Falls	L, 52-19
Sept. 20	• at Upper Iowa	L, 47-30
Sept. 27	• (3) Minnesota State	L, 34-16
Oct. 4	• at U-Mary [^]	2:30 p.m.
Oct. 11	• Minnesota Crookston [^]	1:00 p.m.
Oct. 18	• Minot State [^]	2:30 p.m.
Oct. 25	• at Minnesota Duluth [^]	1:00 p.m.
Nov. 1	• at St. Cloud State [^]	1:00 p.m.
Nov. 8	• MSU Moorhead [^]	1:00 p.m.
Nov. 15	• Northern State [^]	1:00 p.m.

U-MARY (2-2; 0-0 NSIC NORTH)

Sept. 6	• SW Minnesota State	W, 19-18
Sept. 13	• at Winona State	L, 42-34
Sept. 20	• Concordia-St. Paul	W, 20-13
Sept. 27	• at Augustana	L, 52-0
Oct. 4	• Bemidji State [^]	2:30 p.m.
Oct. 11	• at Minot State [^]	6:00 p.m.
Oct. 18	• at Minnesota Crookston [^]	1:00 p.m.
Oct. 25	• MSU Moorhead [^]	1:00 p.m.
Nov. 1	• Northern State [^]	1:00 p.m.
Nov. 8	• at Minnesota Duluth [^]	1:00 p.m.
Nov. 15	• at St. Cloud State [^]	1:00 p.m.

[^] NSIC Game
[^] NSIC Division game
 All times local

TEAM INFORMATION

2013 Record:	3-8
NSIC Record:	3-8 (13th / t-7 North Div.)
Starters Returning:	15 (7 O / 8 D / 0 ST)
Starters Lost:	11 (5 O / 5 D / 1 ST)
Letterwinners Returning:	39 (19 O / 19 D / 1 ST)
Letterwinners Lost:	19 (12 O / 6 D / 1 ST)

PROGRAM HISTORY

First Year of Football:	1926
All-Time Record:	332-417-24 (429)
NSIC Titles:	5 (1947-50-57-59-2006)
NSIC Division Title	1 (2012)
Years in Post-Season Play:	1 (2006)
Mineral Water Bowl	L, 35-27 (Pittsburg St.)

COACHING STAFF

Head Coach	Jeff Tesch
Alma Mater	MSU Moorhead '78
Office Phone:	(218) 755-2772
e-mail	jttesch@bemidjistate.edu
Record at BSU:	116-84 (19th season)
Career Record:	116-84 (19th season)
Record versus the NSIC:	91-66

Assistants:	
Rich Jahner	Ass't HC/Co-DC/S
Brent Bolte	Co-DC/LB
Eric Medberry	OC/QB
Dr. Ken Traxler	DT
Taylor Summers	DL
Craig Bagnell	WR
Rob Aurich	LB
Del Ciucci	DB



NR/NR **BEMIDJI STATE BEAVERS** (0-4 / 0-0 NSIC NORTH)
 Head Coach: Jeff Tesch (MSU Moorhead, 1978)
 Record at BSU: 116-84 (19th Season) • Career Record: 116-84 (19th Season) • Versus U-Mary: 4-4

NR/NR **UNIV. OF MARY MARAUDERS** (2-2 / 0-0 NSIC NORTH)
 Head Coach: Josh Kotelnicki (Murray State Univ., 2003; Univ. of North Dakota, 2002)
 Record at U-Mary: 2-2 (First Season) • Career Record: 2-2 (First Season) • Versus Bemidji State: 0-0

Oct. 4, 2014 • 2:30 p.m. • Bismarck, N.D. • MDU Resources Community Bowl

Series History: Series is all tied at 4-4; BSU is 2-2 vs. U-Mary in Bismarck; Last meeting 10/12/13 in Bemidji L, 26-17

Radio: WMIS 92.1 FM • beaverradionetwork.com • Steve Pappas, *pxp*

Television: KFYZ-TV • Lee Timmerman, *pxp* • Mike McMahon, analyst • Marisa DeCandido, sideline reporter

TALE OF THE TAPE



TOTAL OFFENSE



1,516 YDS

1,253 YDS

● Passing 1,104 yds ○ Rushing 412 yds

● Passing 778 yds ○ Rushing 475 yds

19.5 PPG SCORING OFFENSE **18.25 PPG**

42 PPG SCORING DEFENSE **31.2 PPG**

28:09 TIME OF POSSESSION **28:36**

26% (19/72) 3RD DOWN CONVERSION (19/66) **29%**

23% (3/13) 4TH DOWN CONVERSION (5/10) **50%**

64% (7/11) RED ZONE EFFICIENCY (8/11) **72.7%**

35.8 YPG (17/143) PENALTY YARDAGE (15/140) **35 YPG**



TOTAL DEFENSE



1,339 YDS

723 YDS

● Passing 786 yds ○ Rushing 553 yds

● Passing 329 yds ○ Rushing 394 yds

BSU'S LEADERS

RUSHING



JORDAN HEIN

187 YDS / 2TD / 53 ATT / 46.8 YPG

PASSING



RYAN SHIELDS

787 YDS / 4TD / 5INT / 57-115 49.6%


RECEIVING



BLAKE HOLDER

413 YDS / 20 REC / 2TD / 20.6 YPR

DEFENSE



CONNOR QUINN

39 TACKLES / 7.5 TFL / 3.5 SACKS / 0 FR

BSU WHEN...

	2014	Since '99
Overall...	0-4	106-64
...at home	0-2	56-23
...away	0-2	44-39
...neutral site	0-0	6-4
...in overtime	0-0	5-2

BSU scores 1st	0-1	76-16
Opp scores 1st	0-3	29-46

Leading after 1st	0-1	68-7
Trailing after 1st	0-3	15-42
Tied after 1st	0-0	22-13

Leading at half	0-1	89-8
Trailing at half	0-2	13-46
Tied at half	0-1	4-8

Leading after 3rd	0-1	90-10
Trailing after 3rd	0-3	10-51
Tied after 3rd	0-0	6-1

Largest Halftime Lead	16	49
Largest Halftime Deficit	24	34

Rushing for < 100 yds	0-3	5-25
Allowing < 100 rush yds	0-0	56-13
Rushing for 200+ yds	0-0	55-4
Allowing 200+ rush yds	0-3	9-30
Passing for 200+ yds	0-4	47-25
Allowing 200+ pass yds	0-4	40-36
400-499 yds of total offense	0-0	44-11
500+ yds of total offense	0-1	14-3
allowing 400+ yards	0-3	15-30

Shutouts	0-0	8-5
Scoring ≤ 7 points	0-0	0-8
Scoring 8-19 points	0-3	5-19
Scoring 20-29 points	0-0	33-22
Scoring 30-39 points	0-1	27-6
Scoring 40-49 points	0-0	29-2
Scoring 50+ points	0-0	11-0

Allowing ≤ 7 points	0-0	32-0
Allowing 8-19 points	0-0	35-7
Allowing 20-29 points	0-0	29-15
Allowing 30-39 points	0-2	7-22
Allowing 40-49 points	0-1	3-15
Allowing 50+ points	0-1	1-4

Decided by ≤ 3 points	0-0	14-8
Decided by 4-7 points	0-0	9-10
Decided by 8-14 points	0-0	25-12
Decided by 15-20 points	0-2	10-12
Decided by > 21 points	0-2	47-19

More turnovers than opp.	0-2	24-40
Fewer turnovers than opp.	0-1	63-13
Turnovers even	0-1	19-7

More penalty yards	0-0	41-44
Fewer penalty yards	0-4	63-18
Penalty yards even	0-0	1-0

Leading in time of poss.	0-1	69-23
Trailing in time of poss.	0-3	37-39

Leading in 1st downs	0-1	74-16
Trailing in 1st downs	0-3	21-44
First downs even	0-0	11-2

THINGS TO KNOW...

• The Beavers look to gain their first win of the season Saturday against U-Mary with an all-time series tied at four each.

• Three of the four BSU losses come from teams that are currently undefeated (4-0) in the NSIC and two are nationally ranked.

• Bemidji State has been out scored 168-78 this season and has owned a lead for 41:49 during its first four games. It was during their game against No. 3 Minnesota State on Sept. 27th that the Beavers held their longest lead of 30:45.

• The Beavers compiled 304 yards of total offense last week in a 34-16 loss to No. 3 Minnesota State after leading the Mavericks 10-0 at the end of the first quarter.

• Ryan Shields finished last weekend's game completing a career-best 23 completions on 44 attempts for 264 yards and a touchdown.

• The top targeted wide receiver against Minnesota State for the Beavers was freshman Blake Holder, who caught six passes for 106 yards, making him the first BSU receiver to post three consecutive 100-yard games since George Kadlec during the 2008 season.

• BSU is ranked sixth overall in the NSIC for passing offense as they have posted 1,104 yards going 80-for-174 in four games.

• A year ago the Beavers were the least penalized team in the NSIC and sat fourth in the nation averaging 29.4 penalty yards per game. In 2014, BSU ranks third in the league at 35.8 penalty yards per game and have been flagged just 17 times in four games.

• Without a win after its first four games of 2014 (0-4), a win would prevent BSU from going 0-5 to open a season. BSU has gone 0-5 to open the season just once under current Head Coach Jeff Tesch (1996).

• Freshman quarterback Jordan Hein ranks as the Beavers' leading rusher after four games, gaining 187 on the ground with a pair of touchdowns. Both TD plunges came versus UIU (9/20/14) marking the first time a BSU QB has rushed for two scores in a game since Lance Rongstad scored twice at St. Cloud State Oct. 27, 2012.

• Leading the Beavers' defense is junior linebacker Connor Quinn as he has piled up 39 total tackles with 24 solo and 15 assisted. He also leads the team with 7.5 tackles for a loss of 35 yards and 3.5 sacks for 29 yards lost.



LONG DISTANCE CONNECTION



- OLSON 24-YD REC. (9/6/14)**
- SCHMIDT 32-YD REC. (9/6/14)**
- RICHARD 52-YD REC. (9/13/14)**
- HOLDER 81-YD REC. (9/13/14)**
- ALBERCROMBIE 4-YD RUN (9/13/14)**
- HOLDER 38-YD REC. (9/20/14)**
- HEIN 15-YD RUN (9/20/14)**
- ALBERCROMBIE 4-YD RUN (9/13/14)**
- WUNROW 21-YD REC. (9/20/14)**

• The BSU offense is just 5-of-11 inside the redzone this season, however, that doesn't mean they haven't put up their fair share of points. BSU has scored six times from outside their opponent's 20 yard line, including a season-long 81-yard touchdown pass to Blake Holder.

Scoring by Quarter

	10	33	26	09
	00	06	21	07

• BSU scoring has come in spurts this season, particularly during certain quarters. While the Beavers have managed just 19 points in the first and fourth quarters of their first four games, they have posted 59 points in the second and third quarters, combined.

AFCA TOP 25 POLL

Sept. 29, 2014 || Week 4

Rk	School	Record	Prev.
1.	Northwest Missouri St. (30)	4-0	1
2.	Colorado St.-Pueblo (1)	4-0	2
3.	Minnesota St.-Mankato	4-0	3
4.	Minnesota-Duluth	4-0	4
5.	North Alabama	3-0	5
6.	Lenoir-Rhyne (N.C.)	4-0	6
7.	Henderson St. (Ark.)	4-0	7
8.	Ohio Dominican	4-0	9
9.	West Chester (Pa.)	4-0	10
10.	Shepherd (W.Va.)	4-0	11
11.	Delta St. (Miss.)	3-0	12
12.	Bloomsburg (Pa.)	4-0	13
13.	Ferris St. (Mich.)	4-0	14
14.	Winston-Salem St. (N.C.)	3-1	15
15.	Harding (Ark.)	3-0	16
16.	Midwestern St. (Texas)	3-0	18
17.	Colorado School of Mines	4-0	17
18.	Carson-Newman (Tenn.)	3-1	19
19.	Pittsburg St. (Kan.)	3-1	8
20.	Slippery Rock (Pa.)	4-0	22
21.	Sioux Falls (S.D.)	4-0	24
22.	West Alabama	3-1	23
23.	Michigan Tech	4-0	NR
24.	West Georgia	4-0	NR
25.	Winona St. (Minn.)	3-1	20

Dropped Out: Valdosta St. (Ga.) (21), Findlay (Ohio) (25)

Others Receiving Votes: Concord (W.Va.), 38; Central Oklahoma, 32; Humboldt St. (Calif.), 32; Florida Tech, 25; Missouri Western St., 20; Charleston (W.Va.), 17; Ashland (Ohio), 16; Wayne St. (Mich.), 15; Texas A&M-Commerce, 14; Fort Hays St. (Kan.), 13; Azusa Pacific (Calif.), 12; **Upper Iowa, 11**; Valdosta St. (Ga.), 6; Ouachita Baptist (Ark.), 5; Augustana (S.D.), 4; St. Joseph's (Ind.), 4; American International (Mass.), 3; California (Pa.), 3; Indianapolis (Ind.), 1.

d2football.com TOP 25

Sept. 30, 2014 || Week 4

Rk	School	Record	Prev.
1	Northwest Missouri	4-0	1
2	CSU-Pueblo	4-0	2
3	Minnesota State	4-0	3
4	Henderson State	4-0	4
5	Minnesota Duluth	4-0	5
6	North Alabama	3-0	6
7	Ohio Dominican	4-0	7
8	Lenoir-Rhyne	4-0	9
9	West Chester	4-0	10
10	Shepherd	4-0	11
11	Ferris State	4-0	12
12	Delta State	3-0	13
13	Bloomsburg	4-0	14
14	Slippery Rock	4-0	15
15	Winston-Salem	3-1	16
16	Pittsburg State	3-1	8
17	Carson-Newman	3-1	17
18	Colorado Mines	4-0	19
19	Harding	3-0	20
20	Midwestern State	3-0	25
21	Missouri Western	3-1	21
22	West Alabama	3-1	22
23	Sioux Falls	4-0	NR
24	Concord	4-0	NR
25	Humboldt State	4-0	NR

* 2014 opponents in bold

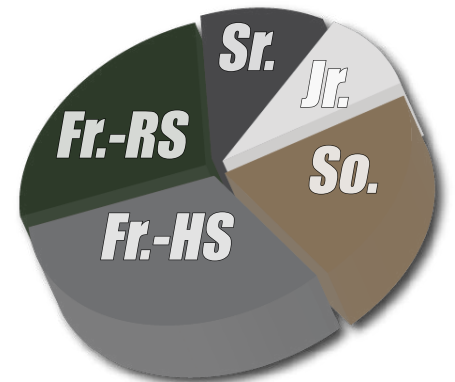
2014 BEMIDJI STATE FOOTBALL ROSTER

No.	Name	Pos.	Ht.	Wt.	Yr.-Exp.	Hometown (Previous School)
1	Ralph Biah	DB	5-8	175	Jr-1L	Providence, R.I (Northland Comm. & Tech. College)
2	Sam King	QB	6-1	200	Sr-3L	Grand Forks, N.D. (Red River HS)
2a	Brad Birchfield	WR	5-10	183	Fr-HS	South Elgin, Ill. (College of DuPage)
3	Evan Olson	FB	5-10	230	Sr-3L	Bemidji, Minn. (Bemidji HS)
4	John Vogeler	QB	6-2	195	Fr-HS	Alexandria, Minn. (Bemidji HS)
5	Kmeel Al-Khour	DB	5-11	195	So-1L	Glendale, Ariz. (Cactus HS)
6	Tanner Dufault	DB	5-9	180	So-1L	Glyndon, Minn. (Dilworth-Glyndon-Felton HS)
7	Jordan Hein	QB	6-1	210	Fr-RS	Perham, Minn (Northern Iowa)
8	Dexter Taylor Jr.	WR	5-10	180	Fr-RS	Lockport, Ill. (Lockport HS)
9	Colton Blascyk	ILB	6-0	220	Jr-2L	Kensington, Minn. (West Central Area HS)
11	Brady Schmidt	WR	5-9	182	So-1L	Bemidji, Minn. (Bemidji HS)
12	Ryan Shields	QB	6-1	181	So-1L	Roseville, Calif. (Oakmont HS)
13	Evan Tompkins	DB	6-0	185	Fr-RS	Scottsdale, Ariz. (Pinnacle HS)
14	Zach Rynning	WR	6-3	215	So-1L	Kennedy, Minn. (Kittson Central)
15	Troy Beckett	DB	5-11	195	Sr-1L	Willingboro, N.J. (Southwestern College (Calif.))
16	Dylan Valentine	DB	5-10	195	Sr-3L	Temecula, Calif. (Chaparral HS)
17	Vince Dinkel	WR	6-1	205	So-1L	Marathon, Wis. (Marathon HS)
18	Scott Christensen	DB	5-11	205	Sr-3L	Stockbridge, Ga. (Dutchtown HS)
19	Cristian Garcia	DB	5-8	170	Fr-RS	Lakeville, Minn. (Lakeville South HS)
20	Josh Genske	TE	6-4	241	Sr-2L	Waconia, Minn. (Southwest Minnesota State)
22	Tyler Usterbowski	WR	5-9	186	Fr-RS	Oak Forest, Ill. (Oak Forest HS)
23	Chais Wakefield	K/P	5-10	175	Sr-2L	Butternut, Wis. (Park Falls HS)
24	Trevor Wettlaufer	LB	5-11	220	Fr-RS	Bottineau, N.D. (Bottineau HS)
25	Mac Mueller	DB	6-0	190	Fr-RS	Cold Spring, Minn. (Rocori HS)
26	Grant Seger	DB	5-10	186	Fr-RS	Lakeville, Minn. (Rocori HS)
27	Damon Benham	DB	5-11	200	So-1L	Deer River, Minn. (Deer River HS)
28	Isaac Aanerud	K	6-1	182	Fr-HS	Otesgo, Minn. (Rogers HS)
29	Rufus Sayley	DB	6-0	190	Fr-HS	Brooklyn Park, Minn. (Park Center HS)
30	Jalen Wuchko	RB/FB	5-11	225	Fr-HS	Little Falls, Minn. (Little Falls HS)
31	Tony Peterson	RB	5-11	192	Jr-2L	Frederic, Wis. (Frederic HS)
32	Anthonee Monson	ILB	5-11	221	Fr-RS	Morris, Ill. (Morris Community HS)
33	Andrew Street	OLB	5-11	233	So-1L	Bemidji, Minn. (Bemidji HS)
34	Greg Button	OLB/LS	6-2	216	Jr-2L	Eau Claire, Wis. (Eau Claire North HS)
35	Steele Berg	DB	5-11	183	Fr-HS	Plymouth, Minn. (Wayzata HS)
36	Jonathan Abercrombie	RB	5-9	180	Fr-HS	Cedar Hill, Texas (Yuba College)
37	Christain Lunde	WR	5-9	187	Fr-RS	St. Thomas, N.D. (Grafton HS)
38	Bryan Tomaszewski	DB	5-11	180	Fr-RS	Green Bay, Wis. (Green Bay Southwest HS)
39	Jamison Evans	OLB	6-1	208	Fr-RS	Deer River, Minn. (Grand Rapids HS)
40	Jared Roelofs	TE	6-3	243	Jr-2L	Glyndon, Minn. (Dilworth-Glyndon-Felton HS)
41	Tahi Nomane	RB	5-10	200	Fr-HS	Maple Grove, Minn. (Maple Grove HS)
42	Josh Tismer	ILB	6-0	215	So-1L	White Bear Lake, Minn. (White Bear Lake HS)
43	Aaron Alexander	DB	5-8	175	Fr-HS	Dunwoody, Ga. (Dunwoody HS)
44	Justin Gedaly	ILB	6-0	210	Fr-RS	Lake in the Hills, Ill. (Huntley HS)
45	Kyle Fodness	K/P	5-10	180	So-TR	Bemidji, Minn. (Minnesota)
46	Connor Quinn	ILB	6-1	235	Jr-2L	Geneva, Ill. (Geneva HS)
47	Anthony Valentine	LB	6-0	192	Fr-RS	Superior, Wis. (Superior HS)
48	Trey Volk	LB	6-1	220	Fr-HS	Blackduck, Minn. (Blackduck HS)
49	Skyler Schroeder	LS/OL	6-3	245	Fr-RS	East Grand Forks, Minn. (East Grand Forks HS)
50	Trysten Ross	LB	6-3	223	Fr-HS	Little Falls, Minn. (Little Falls HS)
51	Alex Johnson	OL	6-1	303	Fr-RS	Bemidji, Minn. (Bemidji HS)
52	Brad Kuser	DL	6-2	245	Fr-RS	Blackduck, Minn. (Blackduck HS)
54	Matt Wang	OL	5-11	283	Fr-HS	Hudson, Wis. (Hudson HS)
55	Zach Wicker	DL	6-2	283	So-1L	Falcon Heights, Minn. (Totino-Grace HS)
56	Niko Daniello	LB	6-1	198	Fr-HS	Addison, Ill. (Lake Park HS)
57	Nick Kenemore	ILB	6-0	206	So-TR	Moose Lake, Minn. (Itasca Community College)
59	Alex Burgess	DL	5-11	258	Fr-RS	Hudson, Wis. (Hudson HS)
60	Brady Youngberg	OL/DL	6-2	278	Fr-HS	Barnum, Minn. (Barnum HS)
63	Jake Krause	OL	6-3	260	Fr-RS	Wadena, Minn. (Wadena-Deer-Creek HS)
66	Benjamin Johnson	OL	6-1	314	So-1L	Blaine, Minn. (Spring Lake Park HS)
68	Wyatt Russek	OL	6-0	305	Fr-HS	Delano, Minn. (Delano HS)
69	Nick Moore	OL	6-4	275	So-1L	Osseo, Wis. (Osseo-Fairchild HS)
70	Charlie Duckstad	OL	6-3	265	Fr-HS	Fertile, Minn. (Fertile-Beltrami HS)
71	Chris Ostby	DL	6-4	295	Jr-2L	Gatzke, Minn. (Grygla HS)
72	Adam Shavlik	DL	6-6	274	So-1L	Manitowoc, Wis. (Manitowoc Lincoln HS)
73	Dustin Dowd	OL	6-4	310	Sr-2L	Brooklyn Park, Minn. (Park Center HS)
74	Zach Sinnen	OL	6-6	282	Fr-HS	Waconia, Minn. (Waconia HS)
75	Brandon Schindler	OL	6-5	303	Fr-RS	Waterford, Wis. (Waterford Union HS)
77	Matthew Valentine	OL	6-5	305	So-1L	Little Falls, Minn. (Little Falls HS)
78	Jesse Hein	OL	6-1	302	So-1L	Perham, Minn. (Perham HS)
79	Colton Tretsven	OL	6-4	305	Fr-RS	Grantsburg, Wis. (Grantsburg HS)
81	Juwaan Richard	WR	5-10	175	So-1L	Schaumburg, Ill. (Schaumburg HS)
82	Blake Holder	WR	6-2	198	Fr-RS	Steamwood, Ill. (Northern Illinois)
83	Alex Ziegler	WR	6-0	190	Fr-RS	Roseau, Minn. (Roseau HS)
84	Jordan Noskowiak	TE	6-2	216	Jr-2L	Sun Prairie, Wis. (Sun Prairie HS)
85	Joshua Hawn	WR/RB	5-9	165	Fr-HS	Park Falls, Wis. (Chequamegon HS)
86	Jake Pratt	WR	5-10	185	Jr-TR	Monroe, Wash. (Fort Lewis College)
87	George Sajenko	WR	5-11	195	Fr-HS	Niles, Ill. (Maine South HS)
88	Tucker Forsgren	TE	6-4	255	Fr-RS	Pelican Rapids, Minn. (Pelican Rapids HS)
89	Eric Wunrow	TE	6-4	245	Fr-RS	River Falls, Wis. (River Falls HS)
90	J.J. Reinke	DL	6-5	275	Sr-3L	New Prague, Minn. (New Prague HS)
91	Dan Kiebler	DL	6-2	265	Sr-3L	Franklin Park, Ill. (West Leyden HS)
92	Mario Stephens	DL	6-3	283	Jr-2L	Chippewa Falls, Wis. (Chippewa Falls HS)
93	Jake Wirsching	DL	6-3	245	Fr-RS	Waterford, Wis. (Waterford Union HS)
94	Jeff Harris	OLB	6-1	201	Fr-HS	Surprise, Ariz. (Valley Vista HS)
95	Jacob Kaden	P	6-2	175	Fr-HS	Maplewood, Minn. (Concordia Academy)
96	Jordan Johnson	ILB	6-2	216	Fr-RS	Lakeville, Minn. (Lakeville South HS)
97	Mitchell Elbe	DL	6-3	274	Fr-RS	Sayner, Wis. (Northland Pines HS)
98	Jared Johnson	DL	6-3	255	Fr-HS	Hudson, Wis. (Hudson HS)
99	Alex Hoffman	DL	6-1	220	Fr-HS	Lakeville, Minn. (Lakeville South HS)

ROSTER BREAKDOWN



The 2014 Bemidji State football roster is comprised of players hailing from 11 different states including 53 from the state of Minnesota.



PRONUNCIATION

Isaac AANERUD	AH-nah-rude
KAMEEL AL-KHOURI	KAH-meel Ahl-KOR-ee
Damon BENHAM	BEN-am
Colton BLASCYK	BLAH-sik
Alex BURGESS	BUR-jess
NIKO DANIELLO	NEE-koh Dan-yell-oh
Mitchell ELBE	EL-BEE
Jakob ETTESTAD	Ett-eh-stead
Tucker FORSGREN	FORCE-gren
Justin GEDALY	Geh-DAH-lee
Joshua HAWN	Hahn
Jordan/Jessie HEIN	HINE
Nick KENEMORE	KEN-ah-more
Dan KIEBLER	KEEB-ler
Jake KRAUSE	KRAHW-zee
Mac MUELLER	MUH-ler
Jordan NOSKOWIAK	Nah-SKO-ee-ak
Chris OSTBY	AHST-bee
JJ REINKE	REN-kee
Jared ROELOFS	roll-OFFS
Wyatt RUSSEK	RUSS-ik
Zach RYNNING	RUN-ing
George SAJENKO	Sah-JEN-koh
Brock SCHEVING	SKEV-ing
Zachary SINNEN	SIN-in
Bryan THOMASZEWSKI	tom-ah-SHEF-skee
Colton TRETSVEN	TRET-sven
Tyler USTERBOWSKI	oo-ster-BAHW-skee
John VOGELER	VOHG-ler
Trevor WETTLAUFER	Wet-LAH-fer
Jake WIRSCHING	WER-shing
Alex YANOSKO	Yah-NAH-skoh
Alex ZIEGLER	ZEE-gler

Coaches:

Jeff TESCH	TESH
Rich JAHNER	YAH-ner
Rob AURICH	AH-rich
Del CIUCCI	CHOO-Chee

BEMIDJI STATE DEPTH CHART

Game 5 vs. U-Mary | Updated Sept. 29, 2014 |

based upon available information and subject to change without notice

OFFENSE

DEFENSE

WR	82 Blake Holder / 6-2 / 198 / Fr.
	83 Alex Ziegler / 6-0 / 190 / Fr.
WR	11 Brady Schmidt / 5-9 / 182 / So.
	21 A.J. Washington / 5-7 / 180 / So.
RT	73 Dustin Dowd / 6-3 / 310 / Sr.
	72 Adam Shavlik / 6-6 / 274 / So.
RG	66 Ben Johnson / 6-1 / 314 / So.
	69 Nick Moore / 6-4 / 275 / So.
C	78 Jesse Hein / 6-0 / 302 / So.
	5 Brandon Schindler / 6-5 / 303 / Fr.
LG	63 Jake Krause / 6-2 / 290 / Fr.
	69 Nick Moore / 6-4 / 275 / So.
LT	77 Matt Valentine / 6-4 / 305 / So.
	72 Adam Shavlik / 6-6 / 274 / So.
TE	88 Tucker Forsgren / 6-4 / 255 / Fr.
	89 Eric Wunrow / 6-4 / 245 / Fr.
WR	84 Jordan Noskowiak / 6-3 / 216 / Jr.
	17 Vince Dinkle / 6-1 / 205 / So.
QB*	12 Ryan Shields / 6-1 / 181 / So.
	7 Jordan Hein / 6-1 / 210 / Fr.
RB*	31 Tony Peterson / 5-11 / 192 / Jr.
	36 Jonathan Albercrombie / 5-9 / 210 / Fr.

DE	90 J.J. Reinke / 6-5 / 275 / Sr.
	93 Jake Wirsching / 6-3 / 245 / Fr.
DT	97 Mitchell Elbe / 6-3 / 273 / So.
	71 Chris Ostby / 6-4 / 295 / Jr.
DE	91 Dan Kiebler / 6-2 / 265 / Sr.
	92 Mario Stephens / 6-3 / 283 / Jr.
LB	46 Connor Quinn / 6-1 / 235 / Jr.
	96 Jordan Johnson / 6-2 / 216 / Fr.
LB	50 Trysten Ross / 6-3 / 223 / Fr.
	44 Justin Gedaly / 6-0 / 210 / Fr.
LB	9 Colton Blascyk / 6-0 / 218 / Fr.
	24 Trevor Wettlaufer / 5-11 / 220 / Fr.
LB	34 Greg Button / 6-2 / 216 / Jr.
	39 Jamison Evans / 6-1 / 208 / Fr.
CB	13 Evan Tompkins / 6-0 / 185 / Fr.
	1 Ralph Biah / 5-8 / 175 / Jr.
FS	16 Dylan Valentine / 5-10 / 195 / Sr.
	27 Damon Benham / 5-11 / 200 / So.
HS	18 Scott Christensen / 5-11 / 205 / Sr.
	5 Kameel Al-Khouri / 5-11 / 195 / So.
CB	15 Troy Beckett / 5-11 / 195 / So.
	6 Tanner Dufault / 5-9 / 180 / So.

* Either or

SPECIALISTS

SPECIALISTS

H	2 Sam King / 6-1 / 200 / Sr.
	12 Ryan Shields / 6-1 / 181 / So.
LS	56 Niko Daniello / 5-10 / 175 / Fr.
	93 Jake Wirsching / 6-3 / 245 / Fr.
PK	45 Kyle Fodness / 5-10 / 180 / So.
	23 Chais Wakefield / 5-10 / 178 / Sr.

P	23 Chais Wakefield / 5-10 / 178 / Sr.
	45 Kyle Fodness / 5-10 / 180 / So.
PR	37 Christian Lunde / 5-11 / 195 / So.
	1 Ralph Biah / 5-8 / 175 / Jr.
KR	1 Ralph Biah / 5-8 / 175 / Jr.
	81 Juwaan Richard / 5-10 / 175 / So.

GAME-BY-GAME STARTERS

OFFENSE

Game	WR	WR	LT	LG	C	RG	RT	TE/FB	QB	RB	WR
at Wayne State	Noskowiak	Schmidt	Valentine	Krause	Je.Hein	Johnson	Dowd	Forsgren	Hein	Peterson	Holder
Sioux Falls	Noskowiak	Schmidt	Valentine	Krause	Je.Hein	Johnson	Dowd	Forsgren	Hein	Albercrombie	Holder
at Upper Iowa	Noskowiak	Schmidt	Valentine	Krause	Je.Hein	Johnson	Dowd	Forsgren	Shields	Peterson	Holder
Minnesota State	Noskowiak	Schmidt	Valentine	Krause	Je.Hein	Johnson	Tretsven	Forsgren	Shields	Peterson	Holder
at U-Mary											
Minnesota Crookston											
Minot State											
at Minnesota Duluth											
at St. Cloud State											
MSU Moorhead											
Northern State											

DEFENSE

Game	DE	DT	DE	LB	LB	LB	LB	CB	FS	HS	CB
at Wayne State	Reinke	Elbe	Kiebler	Quinn	Blascyk	Ross	Button	Tompkins	Valentine	Christensen	Beckett
Sioux Falls	Reinke	Ostby	Kiebler	Quinn	Blascyk	Ross	Button	Tompkins	Valentine	Christensen	Beckett
at Upper Iowa	Reinke	Ostby	Kiebler	Quinn	Blascyk	Gedaly	Button	Biah	Valentine	Christensen	Beckett
Minnesota State	Reinke	Elbe	Kiebler	Quinn	Blascyk	Ross	Button	Beckett	Benham	Christensen	Valentine
at U-Mary											
Minnesota Crookston											
Minot State											
at Minnesota Duluth											
at St. Cloud State											
MSU Moorhead											
Northern State											

NSIC AWARDS

The NSIC recognizes three individuals with Player of the Week honors each Monday during the playing season, recognizing an Offensive Player of the Week, a Defensive Player of the Week and a Special Teams Player of the Week.

Following is a list of the BSU players who have been nominated for these awards following each week of the 2014 season. Bemidji State's winners are denoted with a ►

During the 2014 season, BSU players have won:

- 0 Offensive Player of the Week
- 0 Defensive Player of the Week
- 0 Special Teams Player of the Week

Game 1: at Wayne State

Offense	Jordan Hein, QB, Fr.
Defense	Connor Quinn, OLB, Jr.
Special Teams	Chais Wakefield, P/K, Sr.

Game 2: vs. Sioux Falls

Offense	Blake Holder, WR, Fr.
Defense	Connor Quinn, OLB, Jr.
Special Teams	Chais Wakefield, P/K, Sr.

Game 3: at Upper Iowa

Offense	Ryan Shields, QB, So.
Defense	Scott Christensen, DB, Sr.
Special Teams	Kyle Fodness, K, So.

Game 4: vs. Minnesota State

Offense	Jordan Noskowiak, TE, Jr.
Defense	Connor Quinn, ILB, Jr.
Special Teams	Kyle Fodness, K, So.

Game 5: at U-Mary

Offense	
Defense	
Special Teams	

Game 6: vs. Minnesota Crookston

Offense	
Defense	
Special Teams	

Game 7: vs. Minot State

Offense	
Defense	
Special Teams	

Game 8: at Minnesota Duluth

Offense	
Defense	
Special Teams	

Game 9: at St. Cloud State

Offense	
Defense	
Special Teams	

Game 10: vs. MSU Moorhead

Offense	
Defense	
Special Teams	

Game 11: vs. Northern State

Offense	
Defense	
Special Teams	

LAST TIME...

RUSHING / PASSING / RECEIVING COMBOS

100-yard rusher & 100-yard receiver	Avery Walker (194 rush) & Jordan Noskowiak (106 rec) at Minot State, 11/16/2013
2 100-yard rushers & 2 100-yard receivers	Eddie Acosta (115 rush) & Dan Mell (116 rush); Jason Leden (158 rec) & Ryan Welle (103 rec) at Southwest State, 10/13/2001
100-yard rusher, 100-yard receiver & 300-yard passer	Tyler Olson (107 rush) & Michael Nordyke (192 rec) & Adam Noble (172 rec) & Nathan Sannes (500 pass) at Chadron State, 9/11/2004
100 yards rushing & 100 yards receiving	Eddie Acosta (117 rush, 137 rec) vs MSU-Moorhead, 10/20/2001
200 yds pass/100 yds rush	Lance Rongstad (202/127) vs MSU Moorhead, 11/3/2012
RUSHING	
30-39 attempts	30, Brandon Miles at SW Minnesota State, 10/27/2007
40+ attempts	46, Avery Walker at Minnesota Crookston, 10/5/2013
150-199 yards	194, Avery Walker at Minot State, 11/16/2013
200-299 yards	265, Avery Walker at Minnesota Crookston, 10/5/2013
200+ yards, season opener	202, Tyler Olson at Minnesota State, 8/26/2004
300+ yards	319, John Gronski vs Southwest State, 10/31/1987
Two 100-yard rushers	Lance Rongstad (162) & Brandon Miles (103) at Minnesota, Crookston, 11/12/2011
Consecutive 100-yard gms	3, Avery Walker 170 vs Southwest Minnesota State, 9/28/2013 265 at Minnesota Crookston, 10/5/2013 122 vs U-Mary, 10/12/2013
Consecutive 150-yard gms	2, Avery Walker 170 vs Southwest Minnesota State, 9/28/2013 265 at Minnesota Crookston, 10/5/2013
Consecutive 200-yard gms	3, John Gronski 319 vs Southwest State 10/31/1987 221 vs MSU-Moorhead, 11/7/1987 201 vs Huron, 11/14/1987
50-69-yard run	65 (TD), Avery Walker at Minot State, 11/16/2013
70+ yard run	86 (TD), Anthony Schreiber vs Upper Iowa, 11/10/2006
70+ yard run QB	78* (TD), Lance Rongstad vs MSU Moorhead, 11/3/2012
3 rushing TDs	3, Dustin Kroepin at Upper Iowa, 10/1/2011
4+ rushing TDs	4, Avery Walker at Minot State, 11/16/2013
100+ yards, QB	127, Lance Rongstad vs MSU Moorhead, 11/3/2012
2+ rushing TDs, QB	2, Jordan Hein at Upper Iowa, 9/20/14

PASSING

30-39 attempts	30, Ryan Shields vs. Minnesota Duluth, 10/26/2013
40+ attempts	44, Ryan Shields vs. Minnesota State, 9/27/2014
20-29 completions	23, Ryan Shields vs. Minnesota State, 9/27/2014
30+ completions	33, Derek Edholm at Minot State, 8/28/2008
300-399 yards passing	348, Lance Rongstad vs Wayne State, 9/15/2012
400+ yards passing	500, Nathan Sannes at Chadron (Neb.) State, 9/11/2004
Consec. 250-yard games	4, Nathan Sannes 287 at Wisconsin-River Falls, 9/17/2005 377 at Concordia-St. Paul, 9/24/2005 298 vs SW Minnesota State, 10/1/2005 308 at Winona State, 10/8/2005
Consec. 300-yard games	4, Geoff Martinson 389 at Southwest State, 10/13/2001 324 vs MSU-Moorhead, 10/20/2001 338 vs Minnesota Duluth, 10/27/2001 314 at Minnesota-Morris, 11/3/2001
70-79-yard completion	76 (TD), Nathan Sannes to Adam Noble at Chadron State, 9/11/2004
80-89-yard completion	81 (TD), Jo. Hein to Blake Holder vs Sioux Falls, 9/13/2014
90-yard completion	95 (TD), Jason Leden from Geoff Martinson at Southwest State, 10/13/2001
4+ TD passes	4, Lance Rongstad vs Upper Iowa, 8/31/2012
5+ TD passes	5, Derek Edholm vs Minnesota Duluth, 10/24/2009
3+ interceptions	3, Cory Wardrope vs Wayne State (Neb.), 10/13/2007

RECEIVING

10+ receptions	10, George Kadlec at Minot State, 8/28/2008
100-124 yards	106, Blake Holder vs. Minnesota State, 9/27/2014
125-149 yards	129, Brian Leonhardt at Augustana, 9/10/2011
150-174 yards	153, Blake Holder vs. Sioux Falls, 9/13/2014
175-199 yards	179, Anthony Schreiber vs Upper Iowa, 11/9/2007
200+ yards	239, Anthony Schreiber vs Wayne State (Neb.), 11/5/2005
Two receivers, 125+ yards	Michael Nordyke (192) & Adam Noble (172) at Chadron (Neb.) State 9/11/2004
Consecutive 100-yard gms	3, Blake Holder vs. Sioux Falls (153), 9/13/2014 at Upper Iowa (103), 9/20/2014 vs. Minnesota State (106), 9/27/2014
3+ TD receptions	3, Brian Leonhardt vs Minnesota Duluth, 10/24/2009
100+ yards, RB	137, Eddie Acosta vs MSU-Moorhead, 10/20/2001
50+ yard reception, RB	67 (TD), Avery Walker vs SW Minnesota State, 9/28/2013
Consec. gms with 2 TD rec.	3, George Kadlec at Minnesota Duluth, 10/25/2008 vs U-Mary, 11/1/2008 vs Concordia-St. Paul, 11/8/2008

BSU - TEAM

30+ first downs	30 at Upper Iowa, 9/20/14
300-399 yards rushing	377 at Minnesota, Crookston, 11/12/2011
400+ yards rushing	437 vs SW Minnesota State, 9/17/2011
<50 yards net rushing	40 vs. Minnesota State, 9/27/2014
50-100 yards net rushing	58 vs. Sioux Falls, 9/13/2014
400+ yards passing	500 at Chadron (Neb.) State, 9/11/2004
500+ yards total offense	549 at Upper Iowa, 9/20/2014
600+ yards total offense	603 at Minnesota, Crookston, 10/15/2005
3+ Consec gm, 400+ yds	at St. Cloud State (453), 10/27/2012 vs MSU Moorhead (497), 11/3/2012 vs Minot State (426), 11/10/2012
<200 yards total offense	157 vs Concordia-St. Paul, 9/14/2013
700+ all-purpose yards	820 at Chadron (Neb.) State, 9/11/2004
40-49 points	41 vs Southwest Minnesota State, 9/28/2013
50-59 points	51 vs Upper Iowa, 10/2/2010
60-69 points	69 at Minnesota-Morris, 11/3/2001
70+ points	70 vs Minnesota-Morris, 10/28/2000
0 penalties	vs Minnesota Crookston, 10/5/2013
15+ penalties	17 vs Minot State, 9/4/2004
100+ yards in penalties	106 at MSU-Moorhead, 9/20/2008
4+ interceptions by	4 vs Minot State, 11/10/2012
7+ sacks by	7 vs St. Cloud State, 10/3/2009
7+ sacks against	8 at Winona State, 9/5/2013
5+ fumbles	5 vs Southwest Minnesota State, 9/28/2013
3+ fumbles lost	3 vs Southwest Minnesota State, 9/28/2013
20+ tackles for loss	22 vs Minnesota-Morris, 10/28/2000
Scored a safety	vs Northern State, (NSU snap on punt into back of end zone), 10/13/2012
Allowed a safety	at Minnesota Crookston, (tackle in end zone on rush), 10/5/2013
Shutout	vs Minot State (49-0), 11/10/2012
Shutout, vs NSIC opp.	vs Minot State (49-0), 11/10/2012
Shut out by	at Northern State (0-27), 10/19/2013
Shut out by NSIC opp.	at Northern State (0-27), 10/19/2013
Shut out by, 1st half	at St. Cloud State (0-17, L, 6-45), 11/2/2013
Shut out by, 2nd half	at Northern State (0-11, L, 0-27), 10/19/2013
Overtime game	at Winona State (W, 34-27/1OT), 9/5/2013
4+ overtime game	4 (W, 67-65), vs Southwest State, 10/7/2000
Come-from-behind win*	vs SW Minn. State (26-37 entering 4th; 41-40); 9/28/2013
Rally from 14+ pt. deficit	at Winona State (3-27 with 3:53 left/3rd; 34-27 OT); 9/5/2013
Blew 14+ point lead	vs Minnesota State (16-0 at 11:26/2nd, L, 34-16), 9/27/2014
Outgained by/100+ yds/win	vs SW Minn. State (-122, 506-384), 9/28/2013
Outgained/150+ yds/loss	at Minnesota Crookston (+198, 502-304; L, 34-16), 9/27/2014
Allow 500+ yds in win	vs SW Minn. State (506), 9/28/2013

BSU - MISCELLANEOUS

"Hail Mary" TD pass	Derek Edholm to Jody Henningson vs Minnesota Duluth, 10/24/2009
1,000 yds cmb offense	1,054 at Upper Iowa (505), 9/20/2014
300+ yds indiv. offense	329, Lance Rongstad (202 pass, 127 rush) vs MSU Moorhead, 11/3/2012
400+ yds indiv. offense	404, Lance Rongstad (348 pass, 56 rush) vs Wayne State (Neb.), 9/22/2012
3+ Consec gm, 300+ yds off	4, Nathan Sannes 313 at Wisconsin-River Falls (287 pass, 26 rush), 9/17/2005 391 at Concordia-St. Paul (377 pass, 14 rush), 9/24/2005 310 vs SW Minnesota State (298 pass, 12 rush), 10/1/2005 307 at Winona State (308 pass, -1 rush), 10/8/2005
4 TDs scored	4, Avery Walker (4 rush) at Minot State, 11/16/2013
5+ TDs scored	5, Tyler Olson (4 rush, 1 rec) at Minnesota State, 8/26/2004
5 TDs accounted for	5, Derek Edholm (5 pass) vs Minnesota Duluth, 10/24/2009
6+ TDs accounted for	6, Nathan Sannes (6 pass) at Minot (N.D.) St., 9/3/2005
3+ field goals	3, Jesse Sundby vs U-Mary, 10/23/2010
5-6 PATS	5-5, Zach Pulkinen at Minot State, 11/16/2013
7+ PATS	7-7, Zach Pulkinen vs Minot State, 11/10/2012
40-yd+ FG	40, Zach Pulkinen at Winona State, 9/5/2013
6+ punts	10, Chais Wakefield vs. Sioux Falls, 9/13/2014
80+ yard punt	84, Neil Collier at Concordia-St. Paul, 10/12/2002
15+ tackles	17, Scott Christensen vs Concordia-St. Paul, 9/14/2013
5+ tackles-for-loss	5, Wes Ehlers vs Minnesota-Morris, 10/28/2000
3+ sacks	3, J.J. Reinke vs Concordia-St. Paul, 10/8/2011
2 interceptions	2, Larry Miller and Charles Hrdlicka vs Minot State, 11/10/2012
3+ interceptions	3, Brody Scheff vs Concordia-St. Paul, 10/8/2011
5+ PBU	6, Torry Joubert vs Concordia-St. Paul, 9/25/2004
Defensive PAT	Corey Brewer (INT) vs Concordia-St. Paul, 9/25/2004
TD on INT return	Connor Quinn (20 yds) vs SW Minn. State, 9/28/2013
TD on fumble return	Connor Quinn (0 yds) at Winona State, 9/5/2013
TD on punt return	Anthony Schreiber (57 yds) vs Concordia-St. Paul, 11/3/2007
2+ TDs on punt returns	Jason Leden (70 yds, 80 yds) at St. Thomas, 9/8/2001
TD on kickoff return	Anthony Schreiber (90 yds) at Minnesota, Crookston, 9/22/2007
TD on KO & punt ret	A.J. Ritacco (40 punt, 79 KO) vs Winona State, 11/15/1986
Consec. gm w/ret. TD	2, Jason Leden vs Minnesota, Crookston (97 yds, KO), 11/4/2000 vs Wisconsin-River Falls (79 yds, punt), 11/10/2000
100+ total return yards	104, Beau Wakefield (86 KO, 18 PR) vs Upper Iowa, 8/31/2012
200+ total return yards	218, Jason Leden (154 punt, 64 KO) at St. Thomas, 9/8/2001
Blocked field goal	Josh Tismer (27) at Minnesota Crookston, 10/5/2013
Blocked punt	Aaron Roland vs U-Mary, 10/31/2009
2+ blocked punts	2, at Southwest State, 10/9/1999
Blocked PAT	Damon Benham at Northern State, 10/19/2013
2+ blocked kicks, game	2 (XPT,FG) at Minnesota, Crookston, 11/12/2011
2+ blocked kicks, game	Brian Leonhardt (FG, FG) at Northern State, 10/29/2011

BOLD indicates occurred in 2014

RECENT SCORES IN THE NSIC

Saturday, Sept. 27

• Concordia-St. Paul	def. Minnesota Crookston	44-3
• Augustana	def. U-Mary	52-0
• Sioux Falls	def. MSU Moorhead	73-21
• Wayne State	def. Minot State	20-17
• Minnesota Duluth	def. Winona State	28-21
• Minnesota State	def. Bemidji State	34-16
• Upper Iowa	def. St. Cloud State	37-31
• Northern State	def. SW Minnesota State	46-43

THIS WEEK IN THE NSIC

Saturday, Oct. 4

• St. Cloud State	at Minnesota Crookston	1 p.m.
• Winona State	at Wayne State	1 p.m.
• SW Minnesota State	at Minnesota State	2 p.m.
• Minot State	at Northern State	2:30 p.m.
• Bemidji State	at U-Mary	2:30 p.m.
• Augustana	at Upper Iowa	6 p.m.
• MSU Moorhead	at Minnesota Duluth	6 p.m.
• Concordia-St. Paul	at Sioux Falls	6 p.m.

• Northern Sun Intercollegiate Conference contest

LAST TIME THEY MET

Oct. 12, 2013

Bemidji, Minn. - Chet Anderson Field

Attendance: 656

Scoring Summary	1	2	3	4	Final
U-Mary (4-2)	3	0	16	7	26
Bemidji State (2-4)	0	10	0	7	17

1st	U-Mary	02:38	Ryan 19 yd field goal	3-0
2nd	BSU	10:24	Walker 1 yd run (Pulkinen extra point)	3-7
2nd	BSU	00:06	Pulkinen 28 yd field goal	3-10
3rd	U-Mary	13:13	Jolliffe 2 yd TD rec. (Ryan extra point)	10-10
3rd	U-Mary	07:00	Ryan 24 yd field goal	13-10
3rd	U-Mary	04:13	Bagnell 1 yd run (Ryan kick blocked)	19-10
4th	BSU	06:47	Dinkel 58 yd TD rec. (Pulkinen extra point)	19-17
4th	U-Mary	03:31	Gravely 2 yd run (Ryan extra point)	26-17

TEAM STATS

	U-MARY	BSU
FIRST DOWNS	16	14
NET YARDS RUSHING	93	173
NET YARDS PASSING	311	113
TOTAL OFFENSE YARDS	404	286
Fumbles: Number-Lost	1-0	2-1
Penalties: Number-Yards	4-29	3-12
PUNTS-YARDS	7-267	8-355
KICKOFFS-YARDS	6-366	4-245
Punt returns: Number-Yards-TD	5-48-0	2-5-0
Kickoff returns: Number-Yds-TD	2-49-0	3-39-0
Interceptions: Number-Yds-TD	1-0-0	0-0-0
Fumble Returns: Number-Yds-TD	0-0-0	0-0-0
Miscellaneous Yards	0	0
Possession Time	29:04	30:56
Third-Down Conversions	2 of 12	3 of 14
Fourth-Down Conversions	0 of 1	1 of 2
Red-Zone Scores-Chances	5-5	2-2
Sacks By: Number-Yards	7-25	0-0
PAT Kicks	2-3	2-2
Field Goals	2-2	1-1

RUSHING (att-yds):

BSU: Walker, Avery 29-122; Alex Hass 17-27; Dunn, Derrick 1-3; Malone, Josh 1-minus 1; Richard Juwaan 0-22. U-MARY: Gravely, Dariousse 13-42; Bagnell, Craig 7-41; Woroniecki, Adam 8-11; Ferrante, Vince 1-1; Team 2-minus 2.

PASSING (att-comp-INT-yds):

BSU: Hass, Alex 5-14-1-113. U-MARY: Bagnell, Craig 21-30-0-311.

RECEIVING (rec-yds):

BSU: Dinkel, Vince 2-80; Roelofs, Jared 1-15; Noskowiak, Jordan 1-13; Summers, Matt 1-5. U-MARY: Jolliffe, Nick 7-137; Pope Elby 5-66; Young, DJ 3-79; Mayfield, Jeremy 3-13; Gravely, Dariousse 2-3; Luton, Peter 1-13.

INTERCEPTIONS (no-yds):

BSU: None. U-MARY: Brown, Maceo 1-0.

FUMBLES:

BSU: Walker, Avery 1-0; Al-Khouiri, Kameel 1-1. U-MARY: Pope, Elby 1-0.

SACKS (UA-A):

BSU: None. U-MARY: Singer, Grant 1-1; Guptill, Troy 1-1; Oyloe, John 1-1; Nicholson, Jake 0-1; Valao, Allen 0-1; Kist, Tyler 1-0; Eggleston, Anthony 0-1.

TACKLES (UA-A, min 5):

BSU: Button, Greg 3-7; Blascyk, Colton 1-9; Biah, Ralph 3-4; Quinn, Connor 0-7; Christensen, Scott 3-3. U-MARY: Singer, Grant 4-10; Guptill, Troy 2-7; Tescher, Preston 3-4; Brown, Maceo 3-3; Oyloe, John 1-4.



BEMIDJI STATE VS. U-MARY

Series:..... Series Tied 4-4
 last win:..... 29-21; Oct. 6, 2012
 last loss:..... 26-17; Oct. 12, 2013
 last tie:..... None

In Bemidji:..... Series Tied 2-2
 last win:..... 23-22; Oct. 23, 2010
 last loss:..... 26-17; Oct. 12, 2013
 last tie:..... none

In Bismarck:..... Series Tied 2-2
 last win:..... 29-21; Oct. 6, 2012
 last loss:..... 49-21; Oct. 22, 2011
 last tie:..... None

Neutral Site:..... Series tied 0-0
 last win:..... None
 last loss:..... None
 last tie:..... None

Streaks

Current:..... One Loss
 Oct. 12, 2013 - present
 Longest Winning:..... Three
 Nov. 1, 2008 - Oct. 22, 2011
 Longest Losing:..... Two
 Oct. 7, 2006 - Nov. 1, 2008

Largest Deciding Margins...

...of Victory:..... 21 (W, 31-10); Nov. 1, 2008
 ...of Defeat:..... 28 (L, 49-21); Oct. 22, 2011

Scoring

BSU-U-MARY

All-Time Series Score:..... 179 (22.4 ppg) - 173 (21.6 ppg)
 in Bemidji:..... 101 (25.3 ppg) - 86 (21.5 ppg)
 in Bismarck:..... 78 (19.5 ppg) - 87 (21.8 ppg)
 at neutral site:..... none

Most Points

for..... 31 (W, 31-10); Nov. 1, 2008
 against..... 49 (L, 49-21); Oct. 22, 2011
 both..... 70 (L, 49-21); Oct. 22, 2011

Fewest Points

for..... 7 (L, 10-7); Oct. 6, 2007
 against..... 7 (W, 21-7); Oct. 31, 2009
 both..... 17 (L, 10-7); Oct. 6, 2007

Shutouts:..... None

Overtime Games:..... None

ALL-TIME SERIES RESULTS

Date	Team	Loc	Result
10/7/06	Mary	H	L, 21-27
10/6/07	Mary	A	L, 7-10
11/1/08	U-Mary	H	W, 31-10
10/31/09	U-Mary	A	W, 21-7
10/23/10	U-Mary	H	W, 23-22
10/22/11	U-Mary	A	L, 49-21
10/6/12	U-Mary	A	W, 29-21
10/12/13	U-Mary	H	L, 26-17

TEAM STATISTICS

	BSU	OPP
SCORING	78	168
Points Per Game	19.5	42.0
Points Off Turnovers	57	126
FIRST DOWNS	75	75
Rushing	28	30
Passing	41	43
Penalty	6	2
RUSHING YARDAGE	412	773
Yards gained rushing	542	882
Yards lost rushing	130	109
Rushing Attempts	148	185
Average Per Rush	2.8	4.2
Average Per Game	103.0	193.2
TDs Rushing	4	13
PASSING YARDAGE	1104	1068
Comp-Att-Int	80-174-10	77-127-5
Average Per Pass	6.3	8.4
Average Per Catch	13.8	13.9
Average Per Game	276.0	267.0
TDs Passing	7	8
TOTAL OFFENSE	1516	1841
Total Plays	322	312
Average Per Play	4.7	5.9
Average Per Game	379.0	460.2
KICK RETURNS: #-Yards	18-320	16-341
PUNT RETURNS: #-Yards	4-20	5-63
INT RETURNS: #-Yards	5-59	10-192
KICK RETURN AVERAGE	17.8	21.3
PUNT RETURN AVERAGE	5.0	12.6
INT RETURN AVERAGE	11.8	19.2
FUMBLES-LOST	6-4	7-3
PENALTIES-Yards	17-143	33-294
Average Per Game	35.8	73.5
PUNTS-Yards	33-1062	33-1111
Average Per Punt	32.2	33.7
Net punt average	29.1	30.0
KICKOFFS-Yards	17-966	29-1758
Average Per Kick	56.8	60.6
Net kick average	36.8	42.0
TIME OF POSS./Game	28:09	31:51
3RD-DOWN Conversions	19/72	20/65
3rd-Down Pct	26%	31%
4TH-DOWN Conversions	3/13	4/7
4th-Down Pct	23%	57%
SACKS BY-Yards	7-51	12-51
MISC YARDS	0	0
TOUCHDOWNS SCORED	11	24
FIELD GOALS-ATTEMPTS	2-2	1-3
ON-SIDE KICKS	0-0	0-0
RED-ZONE SCORES	(7-11) 64%	(12-16) 75%
RED-ZONE TOUCHDOWNS	(5-11) 45%	(11-16) 69%
PAT-ATTEMPTS	(6-9) 67%	(19-23) 83%
ATTENDANCE	4792	3020
Games/Avg Per Game	2/2396	2/1510
Neutral Site Games		0/0

Score By Quarters

	1st	2nd	3rd	4th	OT	Total
Bemidji State	10	33	26	9	-	78
Opponents	41	30	28	69	-	168

RUSHING

Name	GP	Att	Gain	Loss	Net	Avg	TD	Long	Avg/G
Hein, Jordan	4	53	214	27	187	3.5	2	41	46.8
Peterson, Tony	3	21	94	3	91	4.3	0	34	30.3
Albercrombie,Jonatha	4	26	89	17	72	2.8	1	14	18.0
Shields, Ryan	4	20	71	25	46	2.3	1	17	11.5
Nomane, Tahi	3	12	31	6	25	2.1	0	6	8.3
Holder, Blake	4	4	16	0	16	4.0	0	7	4.0
Schmidt, Brady	4	5	10	2	8	1.6	0	4	2.0
Richard, Juwaan	3	3	17	16	1	0.3	0	17	0.3
King, Sam	2	1	0	3	-3	-3.0	0	0	-1.5
TEAM	2	3	0	31	-31	-10.3	0	0	-15.5
Total.....	4	148	542	130	412	2.8	4	41	103.0
Opponents.....	4	185	882	109	773	4.2	13	99	193.2

PASSING

Name	GP	Effic	Cmp-Att-Int	Pct	Yds	TD	Long	Avg/G
Shields, Ryan	4	109.8	57-115-5	49.6	787	4	81	196.8
Hein, Jordan	4	83.9	23-59-5	39.0	317	3	37	79.2
Total.....	4	101.1	80-174-10	46.0	1104	7	81	276.0
Opponents.....	4	144.2	77-127-5	60.6	1068	8	66	267.0

RECEIVING

Name	GP	No.	Yds	Avg	TD	Long	Avg/G
Holder, Blake	4	20	413	20.6	2	81	103.2
Richard, Juwaan	3	15	191	12.7	1	52	63.7
Schmidt, Brady	4	14	152	10.9	1	32	38.0
Noskowiak, Jordan	4	12	142	11.8	1	18	35.5
Wunrow, Eric	4	7	72	10.3	1	27	18.0
Forsgren, Tucker	4	4	50	12.5	0	36	12.5
Dinkle, Vince	4	3	41	13.7	0	20	10.2
Peterson, Tony	3	2	8	4.0	0	5	2.7
Olson, Evan	4	1	24	24.0	1	24	6.0
Birchfield, Brad	1	1	16	16.0	0	16	16.0
Albercrombie,Jonatha	4	1	-5	-5.0	0	0	-1.2
Total.....	4	80	1104	13.8	7	81	276.0
Opponents.....	4	77	1068	13.9	8	66	267.0

TOTAL OFFENSE

Name	G	Plays	Rush	Pass	Total	Avg/G
Shields, Ryan	4	135	46	787	833	208.2
Hein, Jordan	4	112	187	317	504	126.0
Peterson, Tony	3	21	91	0	91	30.3
Albercrombie,Jonatha	4	26	72	0	72	18.0
Nomane, Tahi	3	12	25	0	25	8.3
Holder, Blake	4	4	16	0	16	4.0
Schmidt, Brady	4	5	8	0	8	2.0
Richard, Juwaan	3	3	1	0	1	0.3
King, Sam	2	1	-3	0	-3	-1.5
TEAM	2	3	-31	0	-31	-15.5
Total.....	4	322	412	1104	1516	379.0
Opponents.....	4	312	773	1068	1841	460.2

FIELD GOAL KICKING

Name	FGM-FGA	Pct	01-19	20-29	30-39	40-49	50-99	Lg	Blkd
Fodness, Kyle	2-2	100.0	0-0	1-1	1-1	0-0	0-0	32	0

PUNTING

Name	No.	Yds	Avg	Long	TB	FC	I20	50+	Blkd
Wakefield, Chais	33	1062	32.2	50	2	8	6	1	0
Total.....	33	1062	32.2	50	2	8	6	1	0
Opponents.....	33	1111	33.7	69	5	10	8	3	1

KICKOFFS

Name	No.	Yds	Avg	TB	OB	Retn	Net	YdLn
Wakefield, Chais	10	560	56.0	0	1			
Fodness, Kyle	7	406	58.0	0	0			
Total.....	17	966	56.8	0	1	21.3	36.8	28
Opponents.....	29	1758	60.6	11	0	17.8	42.0	23

ALL-PURPOSE

Name	GP	Rush	Rec	PR	KOR	IR	Tot	Avg/G
Holder, Blake	4	16	413	0	38	0	467	116.8
Richard, Juwaan	3	1	191	0	101	0	293	97.7
Schmidt, Brady	4	8	152	0	31	0	191	47.8
Hein, Jordan	4	187	0	0	0	0	187	46.8
Noskowiak, Jordan	4	0	142	0	0	0	142	35.5
Albercrombie,Jonatha	4	72	-5	0	66	0	133	33.2
Peterson, Tony	3	91	8	0	0	0	99	33.0
Wunrow, Eric	4	0	72	0	0	0	72	18.0
Washington, A.J.	1	0	0	0	58	0	58	58.0
Forsgren, Tucker	4	0	50	0	0	0	50	12.5
Shields, Ryan	4	46	0	0	0	0	46	11.5
Button, Greg	4	0	0	0	0	42	42	10.5
Dinkle, Vince	4	0	41	0	0	0	41	10.2
Biah, Ralph	3	0	0	0	26	0	26	8.7
Nomane, Tah	3	25	0	0	0	0	25	8.3
Olson, Evan	4	0	24	0	0	0	24	6.0
Lunde, Chrisitan	4	0	0	20	0	0	20	5.0
Tompkins, Evan	4	0	0	0	0	17	17	4.2
Birchfield, Brad	1	0	16	0	0	0	16	16.0
King, Sam	2	-3	0	0	0	0	-3	-1.5
TEAM	2	-31	0	0	0	0	-31	-15.5
Total.....	4	412	1104	20	320	59	1915	478.8
Opponents.....	4	773	1068	63	341	192	2437	609.2

SCORING

Name	TD	FGs	PATs					Saf	Points
			Kick	Rush	Rcv	Pass	DXP		
Hein, Jordan	2	0-0	0-0	0-0	0	0-0	0	0	12
Fodness, Kyle	0	2-2	6-9	0-0	0	0-0	0	0	12
Holder, Blake	2	0-0	0-0	0-0	0	0-0	0	0	12
Wunrow, Eric	1	0-0	0-0	0-0	0	0-0	0	0	6
Noskowiak, Jordan	1	0-0	0-0	0-0	0	0-0	0	0	6
Shields, Ryan	1	0-0	0-0	0-0	0	0-2	0	0	6
Albercrombie,Jonatha	1	0-0	0-0	0-0	0	0-0	0	0	6
Richard, Juwaan	1	0-0	0-0	0-0	0	0-0	0	0	6
Schmidt, Brady	1	0-0	0-0	0-0	0	0-0	0	0	6
Olson, Evan	1	0-0	0-0	0-0	0	0-0	0	0	6
Biah, Ralph	0	0-0	0-0	0-0	0	0-0	0	0	0
Total.....	11	2-2	6-9	0-0	0	0-2	0	0	78
Opponents.....	24	1-3	19-23	0-0	1	1-1	0	0	168

PUNT RETURNS

Name	No.	Yds	Avg	TD	Long
Lunde, Chrisitan	4	20	5.0	0	11
Total.....	4	20	5.0	0	11
Opponents.....	5	63	12.6	0	29

INTERCEPTION RETURNS

Name	No.	Yds	Avg	TD	Long
Tompkins, Evan	2	17	8.5	0	12
Valentine, Dylan	1	0	0.0	0	0
Benham, Damon	1	0	0.0	0	0
Button, Greg	1	42	42.0	0	42
Total.....	5	59	11.8	0	42
Opponents.....	10	192	19.2	2	88

KICKOFF RETURNS

Name	No.	Yds	Avg	TD	Long
Richard, Juwaan	5	101	20.2	0	30
Albercrombie,Jonatha	4	66	16.5	0	22
Washington, A.J.	3	58	19.3	0	22
Holder, Blake	2	38	19.0	0	24
Schmidt, Brady	2	31	15.5	0	16
Biah, Ralph	2	26	13.0	0	19
Total.....	18	320	17.8	0	30
Opponents.....	16	341	21.3	0	43

FUMBLE RETURNS

Name	No.	Yds	Avg	TD	Long
Total.....	0	0	0.0	0	0
Opponents.....	0	0	0.0	1	0

FG SEQUENCE

	BSU	Opp
Wayne State (Neb.)	-	-
Sioux Falls	-	(20)
Upper Iowa	(23)	-
Minnesota State	(32)	38,33

*Numbers in (parentheses) indicate field goal was made.

DEFENSIVE LEADERS

##	gp	Tackles				Sacks no-yds	Pass defense			Fumbles		blkd		
		ua	a	tot	tfl/yds		int-yds	brup	qbh	rcv-yds	ff	kick	saf	
46	Quinn, Connor	4	24	15	39	7.5-35	3.5-29	1	.	.
18	Christensen, Scott	4	22	14	36	1.0-3	.	.	1	.	1-0	.	.	.
9	Blascyk, Colton	4	9	23	32	3.5-9	0.5-5
16	Valentine, Dylan	4	11	11	22	1.0-1	.	1-0	2	.	1-0	.	.	.
34	Button, Greg	4	12	9	21	3.5-16	1.0-11	1-42	2	.	1-0	.	.	.
50	Ross, Trysten	4	7	12	19	0.5-2
44	Gedaly, Justin	4	8	11	19	3.5-6	1.0-1	1	.	.
91	Kiebler, Dan	4	8	11	19	3.5-9	0.5-3
90	Reinke, J.J.	4	6	11	17	2.5-5	0.5-2	.	2	2	.	1	.	.
15	Beckett, Troy	4	8	8	16	1.0-6	.	.	4
1	Biah, Ralph	3	7	5	12	0.5-1	.	.	1
97	Elbe, Mitchell	4	2	8	10	1.0-2
27	Benham, Damon	4	4	6	10	0.5-1	.	1-0	1	.	.	.	1	.
5	Al-Khouri, Kmeel	4	2	7	9
42	Tismer, Josh	4	1	6	7	1.0-2	2	.
59	Burgess, Alex	4	2	5	7	1	.	.
39	Evans, Jamison	4	1	6	7	0.5-1
92	Stephens, Mario	4	4	2	6	.	.	.	1
13	Tompkins, Evan	4	4	2	6	1.5-3	.	2-17	2
96	Johnson, Jordan	4	2	4	6	1.0-2	.	.	1
93	Wirsching, Jake	3	2	2	4	1.0-1
71	Ostby, Chris	4	1	3	4	1.5-2
6	Dufault, Tanner	4	1	2	3
24	Wettlaufer, Trevor	4	1	1	2
29	Saylee, Rufus	3	.	2	2
11	Schmidt, Brady	4	1	1	2
47	Valentine, Anthony	1	1	.	1
12	Shields, Ryan	4	1	.	1
88	Forsgren, Tucker	4	.	1	1
36	Albercrombie, Jonatha	4	1	.	1
52	Kusper, Brad	4	.	1	1
31	Peterson, Tony	3	.	1	1
45	Fodness, Kyle	4	1	.	1
78	Hein, Jesse	4	1	.	1
83	Ziegler, ALEX	4	.	1	1
84	Noskowiak, Jordan	4	1	.	1
17	Dinkle, Vince	4	.	1	1
75	Schindler, Brandon	2	1	.	1
Total		4	157	192	349	36-107	7-51	5-59	17	2	3-0	4	3	.
Opponents		4	151	162	313	29-96	12-51	10-192	22	2	4-0	4	2	.