



# UNIVERSITY OF SIOUX FALLS MEN'S BASKETBALL

University of Sioux Falls Sports Information | 1101 W. 22nd St. | Sioux Falls, SD 57105 |  
 Fax: 605-331-6792 | Sports Info. Director Dan Genzler (MBB Contact) | Dan.Genzler@usioxfalls.edu  
 Office: 605-331-6774 | Cell: 605-670-8591 | Athletics: 605-331-6791 - athletics.web@usioxfalls.edu

## Cougars 2017-18 Schedule

Sat., Nov. 4	@ USD (exhibition)	L, 64-73
<i>NSIC-MIAA Challenge</i>		
Fri., Nov. 10	@ Emporia State	W, 94-89 OT
Sat., Nov. 11	vs. Fort Hays State	W, 96-92 OT
<b>Tue., Nov. 14</b>	<b>UW-Superior</b>	<b>W, 90-49</b>
Sat. Nov. 18	@ Minn. Crookston	L, 74-79
<b>Tue., Nov. 21</b>	<b>Waldorf</b>	<b>W, 89-62</b>
<b>Sat., Nov. 25</b>	<b>SW Minn.State*</b>	<b>W, 91-85 OT</b>
<b>Fri., Dec. 1</b>	<b>Winona State*</b>	<b>W, 80-64</b>
<b>Sat., Dec. 2</b>	<b>Upper Iowa*</b>	<b>W, 90-78</b>
Fri., Dec. 8	@ St. Cloud State*	L, 82-88
Sat., Dec. 9	@ Minnesota Duluth*	W, 91-66
Sat., Dec. 16	@ SW Minn. State*	L, 57-86
<b>Sat., Dec. 30</b>	<b>Wayne State*</b>	<b>L, 66-78</b>
<b>Sun., Dec. 31</b>	<b>Augustana*</b>	<b>W, 70-61 OT</b>
Fri., Jan. 5	@ Upper Iowa*	W, 77-72
Sat., Jan. 6	@ Winona State	L, 70-72
<b>Fri., Jan 12</b>	<b>Bemidji State*</b>	<b>8 p.m.</b>
<b>Sat., Jan 13</b>	<b>Minn. Crookston*</b>	<b>6 p.m.</b>
Tue., Jan. 16	Midland	7 p.m.
Fri., Jan. 19	@ Minnesota State*	8 p.m.
Sat., Jan. 20	@ Concordia-St. Paul*	6 p.m.
Fri., Jan. 26	@ Northern State*	8 p.m.
Sat., Jan. 27	@ MSU Moorhead*	6 p.m.
<b>Fri., Feb. 2</b>	<b>U-Mary*</b>	<b>8 p.m.</b>
<b>Sat., Feb. 3</b>	<b>Minot State*</b>	<b>6 p.m.</b>
Fri., Feb. 9	@ Augustana*	8 p.m.
Sat., Feb. 10	@ Wayne State*	6 p.m.
<b>Fri., Feb. 16</b>	<b>Concordia-St. Paul*</b>	<b>8 p.m.</b>
<b>Sat., Feb. 17</b>	<b>Minnesota State</b>	<b>6 p.m.</b>
NSIC/Sanford Health Tournament		
Wed., Feb. 21	TBD	TBD

\* NSIC contest **Bold** indicates a home game

## Inside Cougars Basketball

Last Postseason berth.....	2016-17 (2nd Rd. NSIC)
First Year of Basketball .....	1906
All-Time Record (Years) .....	1,068-1098 (110th)
Conference Championships (Last) .....	2 (2006)
All-Americans.....	5
Scholar Athletes.....	20
All-Conference Selections.....	40

## Broadcast Information

Follow USF Men's Basketball on twitter at @USFCooBBall. All USF's home games and NSIC contests are streamed for free through Stretch Internet at usfcougars.com/watch. Veteran announcer Tom Frederick will provide play-by-play for both the non-conference games on Stretch Internet and conference games at KWSN.com. Live stats for home games are available at www.sidearmstats.com/mbball. Head Coach Chris Johnson will be a guest on Sports Talk with Craig & John on KWSN.com every Thursday at 5:40 p.m.

## Game Notes - Jan. 10, 2018

## Sioux Falls, S.D. (Stewart Center)

### USF Men's BB to host North Division foes Bemidji State,

### Minnesota Crookston Jan. 12-13

SIOUX FALLS – The University of Sioux Falls Men's Basketball Team (10-5, 6-4 NSIC), which leads the NSIC in rebounding and ranks third in scoring, will open a three-game home stand by facing Bemidji State (6-9, 3-7 NSIC) on Friday, Jan. 12 at the Stewart Center. The Cougars, which will face NSIC North opponents for the first time this season, also host Minnesota Crookston (8-8, 5-5 NSIC) on Saturday at 6 p.m. On Tuesday,




### SIOUX FALLS COUGARS (10-5, 6-4 NSIC, 3rd)

**Head Coach:** Chris Johnson (Central College '98)

**Career Record:** 182-142 (11th year) **At USF:** 166-127 (10th year)

**All-time Series** - USF leads Bemidji State, 4-2; and Minnesota Crookston, 6-2



#11 Zach Wessels

6-2, 185, Sr., G  
Austin, Minn.

6.1 ppg, 3.9 rpg  
2.9 apg, 15/15 G/S



#22 Justin Taylor

6-5, 215, Sr., G  
Chicago, Ill.


4.0 ppg, 2.2 rpg  
83.3 FT%, 15/5 G/S



#23 Drew Guebert

6-8, 200, Jr., F  
Apple Valley, Minn..

22.3 ppg, 6.0 rpg  
50.4% FG 15/15 G/S



#4 Trevon Evans

6-0, 175, Jr., G  
Wichita, Kan.

20.4 ppg, 5.9 rpg  
2.4 apg, 14/14 G/S



#44 Austin Slater

6-8, 220, R-Fr., F  
Andover, Minn.

2.9 ppg, 4.4 rpg  
1.0 apg, 15/4 G/S

VS

8 p.m., Friday, Jan. 12, 2018, Stewart Center



### Bemidji State (6-9, 3-7)

**Head Coach:** Mike Boschee (North Dakota '91)

**Career Record:** 185-199 (15th Year) **Record at BSU:** 70-84 (6th Year)

**Series Tally:** USF leads, 4-2

### Bemidji State Probable Starters

#	Name	Pos.	Ht.	Wt.	Yr.	PPG	RPG	GP/GS
4	Jai/Vionne Green	G	6-4	175	So.	12.7	4.2	15/15
5	Derek Thompson	F	6-8	205	Fr.	6.5	3.4	15/5
11	Christian Pekarek	G	6-1	180	Sr.	8.1	3.2	15/15
12	Sharif Black	F	6-2	175	Sr.	13.6	5.0	15/15
24	Logan Bader	F	6-7	205	So.	10.5	5.2	15/15

VS

6 p.m., Saturday, Jan. 13, 2018, Stewart Center



### Minnesota Crookston (8-8, 5-5)

**Head Coach:** Dan Weisse (Wisconsin-Milwaukee '04)

**Career Record:** 25-70 (4th year) **Record at UMC:** 25-70 (4th Year)

**Series Tally:** USF leads 6-2

### Minnesota Crookston Probable Starters

#	Name	Pos.	Ht.	Wt.	Yr.	PPG	RPG	GP/GS
0	Harrison Cleary	G	6-1	180	So.	24.3	4.6	16/16
1	Alan Hodge	G	6-0	191	Jr.	16.5	4.4	16/16
44	Javier Nicolau	G	6-10	214	So.	3.6	3.1	16/1
24	Gable Smith	F	6-7	211	R-Jr.	8.2	6.8	16/16
2	Ben Juhl	G	6-1	186	Fr.	10.4	2.7	16/12

## Miscellaneous States

### Double Digit Scoring

	'17-18	Career
Drew Guebert	14	54
Trevon Evans	13	13
Jerrod Walton	7	18
Zach Wessels	3	21
Tom Aase	0	5

Teathloch Pal	2	2
Drew Maschoff	2	2
Devin Green	0	2
Justin Taylor	3	3
Austin Slater	1	1
Chase Grinde	1	1
Aaron Rothermund	1	1

### Double Doubles

Drew Guebert	1	2
Trevon Evans	1	1
Zach Wessels	1	1
Austin Slater	1	1
Drew Maschoff	1	1

### 20-point scoring

Drew Guebert	9	21
Trevon Evans	7	7
Zach Wessels	0	2

### 30 point scoring

Drew Guebert	3	4
Trevon Evans	3	3

### Led in Scoring

Drew Guebert	8	23
Trevon Evans	8	7

### Led in Rebounding

Drew Guebert	4	14
Tom Aase	0	13
Zach Wessels	2	9
Teathloch Pal	3	3
Trevon Evans	3	3
Austin Slater	4	4
Chase Grinde	1	1
Jerrod Walton	1	1
Drew Maschoff	1	1

USF will conclude its nonconference slate by hosting a 7 p.m. game with Midland University at 7 p.m., Jan. 16. The game was originally scheduled for Dec. 19 but due moved to Jan. 16. On Tuesday, the USF SAAC will hold a food drive in support of Feeding South Dakota. Those attending can bring four cans of food items or pay \$5 for entrance.

The Cougars stand 6-4 for third in the NSIC South Division, just a half-game behind SMSU (7-3).

The Cougars, are coming off a 1-1 weekend in which they defeated Upper Iowa, 77-72, as Trevon Harris scored 28 and Drew Guebert added 17. The win provided USF with a season sweep of the series. Despite 31 points, including a career-high seven threes from Drew Guebert, the Cougars dropped a heartbreaking 72-70 decision at Winona State. By averaging 24.0 points and 7.5 rebounds as well as making nine total three-pointers on 18 attempts, Guebert earned his second NSIC South Division Player of the Week on Jan. 8.

As for BSU and UMC, they both dropped a pair of NSIC road games. BSU, which has lost six of their last eight games, fell to St. Cloud State, 77-72, and to Minnesota Duluth, 62-57. UMC, which has won three of its past seven games and is 1-6 in road games, dropped a 75-71 decision at Minnesota Duluth and fell at St. Cloud State, 71-55.

### Series Notes –

#### USF leads Bemidji State, 4-2

#### 1-20-11 – BSU 68, USF, 49, at BSU Gym, BSU, 1-0

*Summary:* BSU won the first meeting 68-49 on Nov. 20, 2011 as James Ellison had 27 points and 15 rebounds. Skyler Bloch led USF with 17 points and 12 rebounds. USF had a 44-41 rebound edge but shot just 25.9 percent from the field.

#### 2-2-13 – BSU 72 USF 69 at BSU Gym, BSU, 2-0

*Summary:* Lance Rognstad had 20 points to lead BSU to a 72-69 win over USF, which was led by James Radar with 19 points while Derek Brown had 17. USF had a 34-27 rebound edge but BSU outshot the Cougars, 51% to 45% and had a 9-to-6 edge in made 3s.

#### 2-1-14 – USF 87 BSU 78, at Stewart Center, BSU, 2-1

*Summary:* The Cougars won their first game of the series with a 87-78 victory at the Stewart Center. Charles Ward had 21 points and Jordan Stotts, 16 as USF shot 54.9 percent from the floor, knocking in 13-of-28 from three point range. BSU, which had 10 made 3s, was led by Zach Noreen with 24 points and seven rebounds.

#### 2-7-15 – USF 69 BSU, 64, BSU Gym, BSU-USF, 2-2

*Summary:* On Feb. 7, 2015, the Cougars edged, BSU, 69-64, at the BSU Gym as Charles Ward had 18 points. USF, which had a 33-21 rebound edge, and a 17-to-6 margin at the foul line. BSU, which had 19 points from Clayton Elrod, had 10 3s and outshot USF, 49% to 48%.

#### 2-6-16 – USF 90 BSU 62, Stewart Center, USF, 3-2

*Summary:* Led by Mack Johnson with 25 points and Drew Guebert with 21 points, USF rolled to a 90-62 victory over BSU at the Stewart Center. After leading 35-34 at halftime, USF had a 55-28 second half run for the win. USF shot 58.5 from the field and made 1 three-pointers. BSU, led by Jordan Rhodes with 17 points, shot just 39.27 percent and six threes. USF had a 35-25 rebound margin.

#### 1-13-17 – USF 78 BSU 71, BSU Gym, USF 4-2

*Summary:* A year ago (Jan. 13, 2017) won its fourth straight in the series with a 78-71 decision. Zach Wessels had 20 points and 10 assists while Drew Guebert had 16 points with four threes in the victory. After leading 30-28 at halftime, the Cougars had a 48-43 edge in the second half. USF, which had a 33-24 rebound margin, shot 53.6 percent from the field with six threes. Zach Norman led BSU with 24 points and seven rebounds.

## QUICK FACTS - USF

Location.....	Sioux Falls, S.D.
Founded .....	1883
Enrollment.....	1,519
Nickname.....	Cougars
Colors.....	Purple and White
Affiliation.....	NCAA Division II
Conference.....	Northern Sun Intercollegiate Conference
President.....	Dr. Brett Bradfield
Director of Athletics.....	Josh Snyder
Arena (capacity).....	Stewart Center (2,000)

### TEAM FACTS

2017-18 Overall Record .....	10-5, 6-4
Head Coach.....	Chris Johnson, 10th year @ USF (Central College '98)

### Assistant Coaches

Assoc. Head Coach.....	Nate Kaeding (U-Mary, 2007)
Assistant Coach.....	Troy Odegaard (Dakota Wesleyan, 1987)
Assistant Coach.....	Tyler Vaughan (MSUM, 2016)

### USF leads Minnesota Crookston, 6-2

#### 11-10-2008 – USF 71 UMC 56, at Crookston, USF, 1-0

*Summary:* In the first ever meeting between the schools at Crookston, Minn., the Cougars took a 71-56 decision as Adam Hether had 19 points and Thomas Frames added 16. Akeem Cubie had 16 for UMC. The Cougars, which had a 35-26 lead at halftime, led by as many as 19 points in the second half. USF had a 39-to-23 edge on the boards and outshot UMC, 46.9 percent to 35.4 percent.

#### 11-10-2009 – USF 68 BSU 67, at Sioux Falls, USF, 2-0

*Summary:* USF defeated the Golden Eagles, 68-67 as Matt Malloy had 15 points and frames, 16. Malloy's jumper with 2:59 left provided USF with a 68-63 but UMC cut the lead to one at the 1:40 mark but couldn't get the go-ahead basket despite a missed throw from USF. The Cougars, which led 40-37 at halftime, had a lead of eight three times in the second half.

#### 2-1-13 – USF 89 UMC, 57, at Crookston, USF, 3-0

*Summary:* In the third meeting, USF used 19 points and three steals from Bill Freeman to take an 89-57 decision at Crookston, Minn. USF, which led 47-27 at halftime, shot 51.4 percent from the floor and made 15-of-31 from three point range. UMC, which had 17 from Ashton Powell, made 41.3 percent from the floor and converted six treys.

#### 1-31-14 – USF 75 UMC 73, at Sioux Falls, USF, 4-0

*Summary:* On Jan. 31, 2014, USF received 22 points from Derek Brown, including the go-ahead three pointer with 1:20 to play, for a 75-73 decision in Sioux Falls. USF, which trailed 34-33 at halftime, shot 50.9 percent from the field and converted seven three point shot while owning a 35-33 edge on the boards. UMC was 11-of-25 from three point range and made 41.4 percent from the floor. After giving USF a 72-70 lead with 1:20 left, Brown made two free throws with 21 seconds on the clock.

#### 2-6-15 – UMC 75 USF 73 OT, at Crookston, USF, 4-1

*Summary:* UMC picked up its first win in the series with a 73-70 overtime decision at Crookston, Minn. Derrick Redd, who led UMC with 26 points, made the game-winning shot as the buzzer sounded and the Golden Eagles outscored USF, 11-8 in overtime for the victory. Charles Ward led USF with 24 points as the Cougars made 44.6 percent from the field but just 2-of-14 from three-point range. USF, which had a 38-to-25 rebound advantage, trailed 30-27 at halftime. UMC, which made 11 treys, converted 51.1 percent of its shots from the floor.

#### 2-5-16 – USF 73 UMC 60, at Sioux Falls, USF, 5-1

*Summary:* Led by 23 points from Drew Guebert, including five three pointers, and 21 points from Mack Johnson, USF took a 73-60 decision at the Stewart Center. USF, which made 11 three pointers, shot 43.3 percent from the field and held a 39-31 rebound advantage. USF, which led 29-24 at halftime, outscored the Golden Eagles, 44-36 in the second half. UMC, which had 16 points from Derrick Redd, shot 36.4 percent from the floor and made seven three point field goals.

#### 1-14-17 - USF 69 UMC 60, at Crookston, USF 6-1

*Summary:* Utilizing balanced scoring, USF defeated UMC, 69-60 in Crookston. Daniel Hurtt had 16 points while Clint Thomas added 15 and Drew Guebert provided 14 points and six rebounds for USF, which won the rebound battle, 37-to-28. The Cougars led, 42-35, at halftime after making 56.7 percent from the floor and 6-of-11 from three-point range. UMC was also hot in the first half, hitting 15-of-28 from the field. Connor Gamble had 15 points and Harrison Cleary 12 points and seven rebounds for UMC, which finished shooting 41.4 percent from the field.

#### 11-18-17 – UMC 79 USF 74, at Crookston, USF, 6-2

*Summary:* Despite 21 points from Drew Guebert, USF dropped a 79-74 decision to

## USF's 2017-18 Record

### When.....

USF leads at half.....	4-3
Game is tied at half.....	0-0
Opponent leads at half.....	6-2
USF scores 50-59.....	0-1
USF scores 60-69.....	1-1
USF scores 70-79.....	1-2
USF scores 80-89.....	2-1
USF scores 90-99.....	6-0
Oppo. scores under 60.....	1-0
Oppo. scores under 70.....	6-0
Oppo. scores under 80.....	5-3
Oppo. scores under 90.....	7-3
Oppo. scores over 90.....	1-0
Margin of 1-6 points.....	4-3
Margin of 7-15 points.....	2-1
Margin of 16-20 points.....	1-0
Margin of 21-25 points.....	1-0
Margin of 26 points.....	2-1
USF outshoots oppo.....	8-1
Oppo. outshoots USF.....	2-4
USF shoots 50% or better.....	5-0
USF shoots 45% or better.....	9-1
USF shoots 40% or better.....	8-2
Opp. shoots 45% or better.....	2-3
Opp. shoots 50% or above.....	1-3
Opp. shoots 45% or better.....	3-4
Opp. shoots 40% or better.....	3-3
Opp. shoots under 40%.....	5-0
USF outrebounds oppo.....	10-2
Opp. outrebounds USF.....	0-3
USF has more assists than opp.....	3-0
Opp has more assists than USF.....	5-5
USF commits more turnovers.....	6-2
Opp. commits more turnovers.....	3-2
Turnovers are tied.....	1-1
Playing in November.....	5-1
Playing in December.....	4-3
Playing in January.....	1-1
Playing in November.....	0-0
Overtime.....	4-0
One Cougar in double digits.....	0-1
Two Cougars in double digits.....	1-2
Three Cougars in double digits.....	2-2
Four Cougars in double digits.....	7-0

UMC. The Cougars had a 38-24 lead at halftime and a 16-point edge early in the second half before UMC rallied behind the play of Harrison Cleary, who finished with 33 points and eight assists. Alan Hodge had 20 points and Chase Knickerbocker, 17. USF, which also had 14 points from Jerrod Walton and Trevon Evans, shot 43.3 percent from the floor and was 8-of-14 from three point range but was outscored 21-to-14 at the foul stripe. UMC hit 44.6 percent from the field and also had eight treys.

**BSU Notes** - BSU, which is 6-9 overall and 3-7 in the NSIC, is directed by veteran head coach Mike Boschee, who is 70-84 in his sixth year at BSU and 185-199 in his 16th year overall. Last weekend, BSU dropped a pair of road decisions, including a 77-72 setback at St. Cloud State with Shaif Black scoring 21 to lead the Beavers. Christian Pekarek had 16 but BSU fell at Minnesota Duluth, 62-57. Black leads the team in scoring at 13.6 ppg while grabbing 5.0 rebounds. Jai'Vonne Green adds 12.7 and Logan Bader, 10.5 ppg, for an offense that ranks 14th in the NSIC at 70.9 ppg. BSU is sixth in the league in scoring defense at 71.9 ppg.

**Minnesota Crookston Notes** - As for Minnesota Crookston, last weekend, they dropped a pair of games, sitting 8-8 overall and 5-5 in the league. UMC dropped a 75-71 decision at Minnesota Duluth despite 30 points from Harrison Cleary. In a 71-55 setback at St. Cloud State, Cleary had 18 points. Directed by head coach Dan Weisse (25-70), the Golden Eagles are led by a dynamic guard combo, including Cleary, the league's leading scorer at 24.3 ppg and 4.6 rpg while Alan Hodge is ninth in the NSIC at 16.5 ppg and 4.4 rpg. In total, four players average double digit including Ben Juhl at 10.4 ppg and Chase Knickerbocker at 11.0 ppg. Both Hodge and Cleary had made 41 threes. As a team, USF is sixth in scoring at 79.4 ppg while limiting opponents to 73.9 ppg, seventh in the NSIC.

### Inside Scoop on Cougars

Through 15 games, USF has been one of the league's best scoring teams, averaging 81.1 ppg with nine games of 80 points or better. USF is led by junior forward Drew Guebert, who ranks second in the NSIC in scoring at 22.3 ppg. Junior guard Trevon Evans is fourth in the NSIC in scoring at 20.4 points per

game. The Cougars, picked ninth in the NSIC Preseason Poll, lead the NSIC in rebounding at 39.8 per game and margin at 7.6 differential.

### Cougar Tracks

- ~ Junior forward Drew Guebert has 1,143 career to move into 23rd place on USF all-time scoring list. He is the 33rd player to surpass 1,000 points in his career.
- ~ Senior Jerrod Walton (529) and Zach Wessels (561) have moved past 500 career points.
- ~ A rarity, USF has had two players record double doubles of over 30 points and 10 rebounds. Trevon Evans had career highs with 31 points and 12 rebounds against Ft. Hays State while Drew Guebert had a career-best 36 points with 10 rebounds against SMSU
- ~ Between Evans and Guebert, they have a combined six games over 30 points and Evans has scored 31 against Fort Hays State, 31 against Upper Iowa and a career-high 32 on the road against St. Cloud State. Guebert had his career-high 36 points in the overtime win at home against SMSU, 31 at Winona State on Jan. 5 and 32 in the victory

## Cougars vs. Beavers vs. Golden Eagles -- By the numbers



Team Stats	USF - NSIC		BSU - NSIC		UMC - NSIC	
Scoring Offense	81.1	3rd	70.9	14th	79.4	6th
Scoring Defense	74.7	11th	72.6	6th	73.9	7th
Scoring Margin	6.4	7th	-1.8	12th	5.5	10th
Reb. Avg.	39.7	1st	34.4	9th	34.3	11th
Reb. Margin	7.7	1st	-1.8	13th	-0.9	11th
Field-Goal Pct.	.468	9th	.448	14th	.483	5th
FG Pct. Def.	.432	3rd	.437	4th	.455	11th
3-Pt FG Pct.	.370	9th	.359	11th	.412	2nd
3-Pt FG Pct Def.	.371	9th	.345	6th	.374	10th
Made 3 pt PG	7.1	12th	8.8	3rd	8.6	4th
Free Throw Pct.	.719	13th	.725	10th	.774	2nd
Turnover Avg.	11.9	11th	12.1	13th	10.6	6th
Turnover Margin	-0.93	13th	-1.56	14th	0.82	10th
Assist/TO Ratio	1.10	12th	1.12	10th	1.10	12th
Assists	13,13	10th	13.56	9th	11.71	13th
Steals	5.00	12th	5.50	10th	4.82	13th
Blocks	4.27	2nd	1.88	15th	5.71	1st

over Fort Hays State.

~ The Cougars have had three players (Jerrod Walton, 2; Trevon Evans, 7; and Drew Guebert, 9) combine for 18 games of 20 points or more.

~ In total, USF has a combined 47 double digit scoring games from 10 players including Guebert, 14; Evans, 13; Walton, 7; Wessels, 3; Teathloach Pal, 2; Justin Taylor, 3; Drew Maschoff, 2; Austin Slater, 1; Aaron Rothermund, 1; and Chase Grinde, 1.

~ Four players including Slater (17), Evans (12), Maschoff (11) and Guebert (10) have recorded double digit rebounds and also had double doubles in those games. Slater had 17 points and 13 rebounds against SMSU, 11/25/17; Guebert, 36 points and 10 rebounds against SMSU, 11/25/17; and Evans, 31 points and 12 rebounds against Fort Hays State, 11/11/17. In his first career start, Maschoff recorded career-bests of 15 points and 11 rebounds in an overtime win over Augustana, 70-61, at the Stewart Center.

~ USF has outrebounded 12-of-15 opponents team this season by at least six rebounds, which has enabled them to lead the NSIC at 39.8 per game. When USF outrebounded opponents, they are 10-2 in 20-17-18. The Cougars 7.6 margin per game also leads the NSIC. The Cougars have had over 40 boards eight times with a high of 50 against both SMSU on Nov. 25 and Augustana on New Years Eve (12-31-17). In fact, USF has had a double digit margin over opponents in rebounds seven times.

~ In its 10 wins, USF has outshot opponents from the field nine times with a season-best 56.3 percent against Minnesota Duluth on Dec. 9. The Cougars have shot at least 50 percent five times.

~ Three times in 2017-18, the Cougars have over 10 3s in a game with a high of 12 against Wisconsin-Superior.

~ Redshirt freshman Austin Slater recorded his first career double double with 13 points and 17 rebounds in OT win over SMSU. He had totaled just five points and seven rebounds before his big game on Nov. 25. In fact, the 17 rebounds are the most by a USF player since Kelly Hubbard had 19 on Jan. 13, 2009 (16 points, 18 rebounds, 85-84 win over Northwestern).

~ USF is 6-2 when trailing at halftime, 4-3 when leading at the break and 6-1 in home games.

~ USF has scored at least 41 points in the second half of eight of 13 games and has had 49 or more second half points five times, including five of the past eight games.

~ USF has had at least one block in every game with a high of eight against Wayne State (12/30/17). In 13 straight games, USF, second in the NSIC in blocks at 4.1 per game, have had at least two each game.

~ For stat nerds, Drew Guebert is an effective field goal percentage of 58.4 percent (accounting that three point shots have more value than two point field goals) and a true shooting percentage of 62.7 percent (player's shooting efficiency - accounting for field goals, three pointers and free throws in one metric) while accounting for 28.3 percent of plays by USF on offense. Trevon Evans has a 54.0 percent effective field goal percentage, 59.0 true shooting percentage and accounts for 30.3 percent of the USF plays. The Cougars have a team offensive rating at 109.7 and team defensive rating of 101.1 per game.

**Player Awards –**

U.S. Basketball Writers Player of the Week – Drew Guebert, Nov. 28  
 NSIC Player of the Week – Trevon Evans, Nov. 13  
 NSIC Player of the Week – Drew Guebert, Nov. 27, Jan. 8

**How Cougars stand in NCAA DII Statistics (as of Jan. 10, 2018)**

**Team**

Rebound Margin – 21st, 7.7 per game  
 Defensive Rebounds Per Game – 14th, 29.47 per game  
 Total Blocks – 24th, 64  
 Total Rebounds – 49th, 595  
 Total Rebounds Per Game – 54th, 39.67

**Individual**

Scoring – Drew Guebert, 19th, 22.3 ppg; Trevon Evans, 46th, 20.4 ppg  
 Total Points – Drew Guebert, 13th, 335; Trevon Evans, 56th, 286  
 Total Field Goals – Drew Guebert, 16th, 117; Trevon Evans, 61st, 100  
 Total Field Goal Attempts – Drew Guebert, 18th, 232; Trevon Evans, 51st, 212

**Evans ranks fourth in the NSIC in scoring**

Junior guard Trevon Evans ranks fourth in the NSIC in scoring at 20.7 points. With a team-high 6.3 rebounds per game, he ranks 14th in the NSIC. Evans set career-bests with 32 points and five threes (seven attempts) against St. Cloud State. In the 88-82 loss, he scored 11 points in the final 55 seconds of the game. In a 91-66 win over UMD on Saturday, Dec. 9, he had 26 points with six rebounds in 30 minutes. In a 50 minute period between the second half of SCSU and first 30 minutes against UMD, he scored 53 points or over a point a minute. He had 31 points, including a career-best 27 points in the second half, to help USF rally to a 90-78 victory over Upper Iowa on Dec. 2. In a 91-85 overtime win over SMSU Nov. 25, Evans had 16 points and had the game-tying basket with 2.8 seconds to play. At the MIAA-NSIC Classic on Nov. 10-11, Evans tallied 28 points and nine rebounds in the 94-89 OT win against Emporia State on Nov. 10. He bettered his performance on the second day, lighting it up for a career-best 31 points and grabbing 12 rebounds as USF defeated Fort Hays State, 96-92 in overtime. As a result of those performances, he earned NSIC Men's Basketball Player of the Week honors. Evans has 13 double digit scoring games (28, 31, 13, 14, 16, 14, 31, 32, 26, 14, 22, 28, 10) including seven games over 20 points and three over 30. He also has one double double. Eleven times this season, he has totaled five or more rebounds and has three or more assists six times.

**Guebert ranks 2nd in scoring in NSIC; 19th nationally**

Drew Guebert has opened 2017-18 season on a tear. Through 15 games, the junior from Apple Valley, Minn., second third in the NSIC and 19th in DII at 22.3 points per game. Through 15 games, Guebert, who is 13th in DII with 335 total points, has nine games of 20 points or more, including three times (36, 32, 31) scoring over 30 points. After scoring a combined 42 points in a weekend sweep (Dec. 1-2) of Winona State and Upper Iowa, Guebert became the 33rd player in school history to top 1,000 career points. With 48 combined points against Upper Iowa and Winona State (Jan. 5-6), Guebert increased his career scoring total to 1,143, which ranks 23rd on USF's career scoring chart. With 31 points this weekend, Guebert can move into the top 20 all-time at USF. With 34 points, he would pass Brad Ferrie, 1982-86, for 19th all-time. He has 174 made three pointers in his career, which ranks fifth all-time at USF. This season, Guebert has been named NSIC Player of the Week on Nov. 27 and Jan. 8. With 13 more treys, Guebert will move into fourth all-time at USF, held by Chad Bendt, who starred from 1991-95. With 64 points (28, 32), Guebert was named the U.S. Basketball Writers Association Player of the Week on Nov. 28. A junior forward from Apple Valley, Minn., he has 54 double digit scoring games with 21, 20-point games. This season, he has scored double digits in 14 games. He set a career-best with 36 points and 10 rebounds, which helped USF defeat SMSU, 91-85 in overtime on Nov. 25. In that game, he recorded his first career-double double. Guebert, who is averaging 6.0 rebounds per game, set a career-best with seven three pointers (12 attempts) as he scored 31 points in a 72-70 loss at Winona State.

**USF Scoring - All-time**

1. Gayle Hoover	1954-58	2,169
2. Ron Krayl	1964-68	2029
3. Tony Overbaugh	1987-91	1809
4. Matt Malloy	2007-11	1698
5. Todd Kelsey	1977-81	1696
6. Mack Johnson	2013-17	1650
7. Chris Frick	1984-87	1642
8. Herb Buckner	1966-70	1633
9. Luther Hippe	1983-87	1589
10. Tim Dykstra	1971-75	1524
11. Joel Running	1985-88	1323
12. Dylan Kvaale	2003-07	1307
13. Adam Burnison	2000-03	1290
14. Roy DeBoer	1960-63	1282
15. Paul Johnson	1989-93	1272
16. Roger Heibult	1964-68	1262
17. Stacy Kooistra	1992-94	1247
18. Joel Mulder	1990-94	1240
19. Brad Ferrie	1982-86	1176
20. Bob Pickert	1961-65	1173
21. Kevin Flegner	1993-95	1172
22. Gary Arrington	1992-94	1166
<b>23. Drew Guebert</b>	<b>2015-19</b>	<b>1143</b>

**USF Career 3-Point Field Goals**

1. Mack Johnson	2014-17	221
2. Ryan Coapstick	2001-03	193
2. Derek Brown	2010-14	193
4. Chad Bendt	1991-95	186
<b>5. Drew Guebert</b>	<b>2015-</b>	<b>174</b>



**Season-Career Highs**

	'17-18	Career
<b>#23 Drew Guebert</b>		
Points	36, SMSU, 11-25-17	36, SMSU, 11-25-17
Rebounds	12, SMSU, 11-25-17	14, UPR-Mayaguez 11-25-16
Blocks	3, Twice	3, Twice
Assists	3, Waldorf, 11-21-17	3, five times
Steals	1, SCSU, 12-8-17	2, Six times
3 pt. FG	7, vs. Winona State, 1-6-18	7, vs Winona State, 1-6-18
FG	13, SMSU, 11-25-17	13, SMSU, 11-25-17
FT	9, Winona, 12-1-17	10, Emporia State, 11-12-16
<b>#4 Trevon Evans</b>		
Points	32, SCSU, 12-8-17	32, SCSU, 12-8-17
Rebounds	12, Fort Hays St., 11-11-17	12, Fort Hays St., 11-11-17
Assists	6, SCSU, 12-8-17	6, SCSU, 12-8-17
Steals	2, Four times	2, Four times
3 pt. FG	5, SCSU, 12-8-17	5, SCSU, 12-8-17
FG	12, SCSU, 12-8-17	12, SCSU, 12-8-17
FT	10, Upper Iowa, 12-2-17	10, Upper Iowa, 12-2-17
<b>#11 Zach Wessels</b>		
Points	17, Winona, 12-1-17	21 at Augie, 12-31-16
Rebounds	8, Twice	9, Five times
Assists	6, Upper Iowa, 1-5-18	10, Bemidji St., 1-13-17
Steals	2, Three times	4, Augie, 2-10-17
3 pt. FG	0	1, 11 times
FG	7, Winona, 12-1-17	8, Twice
FT	3, Winona, 12-1-17	7, Augustana, 12-31-16
<b>#15 Drew Maschoff</b>		
Points	15, Augie, 12-31-17	15, Augie, 12-31-17
Rebounds	11, Augie, 12-31-17	11, Augie, 12-31-17
Assists	4, UMD, 12-9-17	4, UMD, 12-9-17
Steals	3, Augie, 12-31-17	3, Augie, 12-31-17
3 pt. FG	3, Twice	3, Twice
FG	5, Augie, 12-31-17	5, Augie, 12-31-17
FT	3, Fort Hays St., 11-11-17	3, Fort Hays St., 11-11-17
<b>#14 Tom Aase</b>		
Points	9, SCSU, 12-8-17	15, SCSU, 12-9-10
Rebounds	5, twice	11, twice
Blocks	3, SMSU, 11-25-17	5, Twice
Assists	1, Four times	5, Emporia State, 11-12-16
Steals	1, SCSU, 12-8-17	3, Minot State, 2/4/17
FG	4, SCSU, 12-8-17	6, SCSU, 12-9-10
FT	2, Upper Iowa, 12-2-17	6, Twice
<b>#44 Austin Slater</b>		
Points	13, SMSU, 11-25-17	13, SMSU, 11-25-17
Rebounds	17, SMSU, 11-25-17	17, SMSU, 11-25-17
Blocks	1, Three times	1, Three times
Assists	3, Upper Iowa, 12-2-17	3, Upper Iowa, 12-2-17
Steals	, Four times	
FG	4, SMSU, 11-25-17	4, SMSU, 11-25-17
FT	5, SMSU, 11-25-17	5, 11-25-17
<b>#5 Teathloach Pal</b>		
Points	14, Emporia St., 11-10-17	14, Emporia St., 11-10-17
Rebounds	10, UMD, 12-9-17	10, UMD, 12-9-17
Blocks	3, Wayne State, 12-30-17	3, Wayne State, 12-30-17
Assists	4, UMD, 12-9-17	4, UMD, 12-9-17
Steals	3, Wayne State, 12-30-17	3, Wayne State, 12-30-17
3 pt. FG	2, SMSU, 12-16-17	2, SMSU, 12-16-17
FG	6, Emporia State, 11-10-17	6, Emporia State, 11-10-17
FT	3, Twice	3, Twice
<b>#22 Justin Taylor</b>		
Points	12, Twice	12, Twice
Rebounds	9, Augustana, 12-31-17	9, Augustana, 12-31-17
Blocks	3, Twice	3, Twice
Assists	2, Augustana, 12-31-17	2, Augustana, 12-31-17
Steals	1, Wayne State, 12-30-17	1, Wayne State, 12-30-17
3 pt. FG	1, Twice	1, Twice
FG	5, UMD, 12-9-17	5, UMD, 12-9-17
FT	6, Augustana, 12-31-17	6, Augustana, 12-31-17
<b>#42 Aaron Rothermund</b>		
Points	11, UW-Superior, 11-14-17	11, UW-Superior, 11-14-17
Rebounds	4, Wayne State, 12-30-17	7, Twice
Assists	3, Augustana, 12-31-17	3, Augustana, 12-31-17
Steals	1, Three times	1, Three times
3 pt. FG	2, Three times	2, Three times
FG	4, UW-Superior, 11-14-17	4, UW-Superior, 11-4-17
FT	3, Augustana, 12-31-17	3, Augustan, 12-31-17
<b>#54 Devin Green</b>		
Points	4, Waldorf, 11-21-17	12, Twice
Rebounds	2, UW-Superior, 11-14-17	7, Twice
Blocks	1, UW-Superior, 11-14-17	2, Concordia, Wis., 11-19-16
3 pt. FG	0	2, Concordia, Wls., 11-19-16
FG	2, Waldorf, 11-21-17	5, Twice
<b>Tristan Teichmeier</b>		
Points	5, Waldorf, 11-21-17	6, Presentation, 11-15-16
Rebounds	4, SMSU, 12-16-17	4, SMSU, 12-16-17
Steals	1, Twice	2, Six times

# Head Coach Chris Johnson

10th year @ USF -- 166-127 (.566)

11th year overall -- 182-142 (.562)

Central College '98

University of Sioux Falls head men's basketball coach Chris Johnson, who was named the school's 22nd head coach in 2008 is in his 10th season at the helm of the program.



Since taking over, Johnson has guided the Cougars to four 20-win seasons, three post-season appearances, two conference tournament championships and one regular season conference crown. Just twice in his run have the Cougars finished below .500. In fact, he has led the team to 15 wins eight times and recorded four 20-win seasons with the 25-10 campaign in 2009-10 the best finish.

During his tenure, USF is 166-127 (.566). With a 73-69 win over Concordia St. Paul on February 17, 2017, Johnson became the program's career wins leader with 155, passing Shane Murphy (154, 2001-08). Johnson, who is 182-142 (.562) overall in 11 seasons of coaching, has compiled a 99-39 mark at home and a 53-76 road record with a 14-11 mark on a neutral floor. In NSIC play, he has a 52-58 record, including a 39-25 mark in home league games.

In 2017-18, USF has opened the season 8-3 with overtime wins over Emporia State, 94-89; and Fort Hays State, 96-92, in Emporia, Kan., as part of the MIAA-NSIC Challenge. USF also won its home opener with a 90-49 decision over UW-Superior on Tuesday, Nov. 14. The Cougars dropped a 79-74 nonconference game with Minnesota-Crookston before an 89-62 victory at home over Waldorf College. In the NSIC opener, USF defeated defending NSIC South champ SMSU, 91-85 in OT. The Cougars defeated Winona State, 80-64; and Upper Iowa, 90-78, at home before falling to St. Cloud State, 88-82, on the road. The Cougars rebounded with a 91-66 victory over Minnesota Duluth. USF is 5-3 in the NSIC after a road loss at SMSU, home loss to Wayne State and 70-61 overtime win over Augustana. USF defeated Upper Iowa, 77-72, in Fayette, Iowa, to sweep the season series and fell at Winona State, 72-70.

In 2016-17, USF had a 15-17 record, including 10-12 in league play. USF finished eighth in the league standings. For the second straight year USF advanced to the league tournament quarterfinals, falling to the tourney champ for second straight year. USF was 7-5 in home games. In the NSIC Tournament opening round, USF won in dramatic style as Drew Guebert knocked in a three point field goal with 2.8 seconds to play for an 80-77 victory. It was the second straight year the Cougars recorded a road win in the league tournament opening round.

In 2016-17, USF finished 17-13, including 11-11 in league play. They finished tied for seventh in the NSIC with Minnesota-Duluth standings and defeated 80-74 in the first round of the NSIC playoffs at Duluth. USF dropped a heartbreaker to Augustana, 105-100 in the second round. USF, which won 7-of-12 to end the season, had its first-ever first team All-NSIC performer in Mack Johnson.

In 2014-15, USF was 8-21, including 5-17 in NSIC play. Charles Ward was named second team All-NSIC.

In 2013-14, he led the Cougars to a 15-12 record in the NSIC, finishing 12-10 in league play or tied for ninth. During the season, USF won the 1,000th game all-time in program history.

In 2012-13, USF was 12-15 overall, 8-14 in conference play and competed in the program's first-ever NSIC Tournament, nearly upsetting No. 2 seed Northern State in the first round. Johnson guided the Cougars to a 70-58 victory over Augustana, ending an 11-game losing streak to their cross-town rival, dating to the 1994-95 season.

Coach Johnson's ability to make adjustments and motivate his players was once again on display during the 2011-12 season. After a 1-6 start, USF went 19-3 in their final 22 games.

Similar to several Cougar teams in 2011-12, the transitional year meant a travel-intensive schedule, typically featuring a road contest against an NCAA DI opponent. For basketball that team was Wyoming, and although it goes down as a loss, USF's six-point defeat in the final minutes at Wyoming on December 16, 2011, is one that will be remembered for quite some time.

In 2010-2011, Johnson led USF to another 20-win season (24-9, 13-5, 2nd, GPAC) and their second GPAC tournament championship in three years. He was named the Hauff Mid America/ GPAC Coach of the Year. Johnson mentored three GPAC all-conference selections, including a second team selection in junior forward David Maxwell. That season, USF recorded its ninth 20+ win season of the decade.

The 2009-2010 squad rolled to a 25-10 record and 13-5 (2nd) in the GPAC. USF was a perfect 17-0 on their home court. Johnson coached four players to All-GPAC honors in 2009-2010; including first team GPAC and third team NAIA All-American guard Matt Malloy.

Johnson coached the 2008-09 Cougars to a Sweet 16 appearance at the NAIA Men's Division II National Basketball Tournament in Point Lookout, Missouri.

The Cougars, which finished 20-16 overall (7-11, NSIC, 9th) advanced to the tournament's second round by upsetting third-seeded Cedarville University (Ohio), 66-63, in round one. USF's magic run in the tournament ended in a loss to eventual national runner-up College of the Ozarks. Despite the defeat, it marked the first time since 2004

## Johnson's Record at USF

2017-18 -- 10-5, 6-4 NSIC  
2016-17 -- 15-17 10-12, 8th, NSIC  
2015-16 -- 17-13, 11-11, 7th, NSIC  
2014-15 -- 8-21, 5-17, 13th, NSIC  
2013-14 -- 15-12, 12-10, 9th, NSIC  
2012-13 -- 12-15, 8-14, 12th, NSIC  
2011-12 -- 20-9  
2010-11 -- 24-9, 13-5 GPAC, 1st  
2009-10 -- 25-10, 13-5 GPAC, 1st  
2008-09 -- 20-16, 7-11 GPAC, 7th

that the Cougars advanced to the second round. Under Johnson's direction, Sioux Falls won the 2008-09 Great Plains Athletic Conference (GPAC) postseason tournament championship. Sioux Falls won a remarkable four road games in eight days in the tournament to earn the GPAC's second automatic bid to nationals. The postseason crown was the third in four years for USF.

Before arriving in Sioux Falls, Johnson was the top assistant coach for three seasons at the University of North Dakota. Prior to joining the UND coaching staff, Johnson spent the 2004-05 season as head coach at Culver-Stockton College. In his lone season as head coach, Johnson led the Wildcats to a 16-15 record, an improvement from the team's 12-19 record the season prior to his arrival.


He was named 2004-05 Heart of America Athletic Conference Coach of the Year after guiding the team to the first home conference playoff game in program history. Prior to arriving at Culver-Stockton, Johnson served as an assistant coach at Minot State from 2001-04. Before that he served as an assistant at Minnesota State, Mankato (1999-2001) and Central College (1998-99) in Pella, Iowa.

Johnson was a two-year starter as a guard, lettering four times, at Central College and graduated in 1998 with a bachelor's degree in exercise science. He received a master's degree in sports administration from Minnesota State, Mankato, in 2005.

Johnson and his wife, Amy, have two daughters, Bailey and Taylor.



# Player Profiles



## #14 TOM AASE

**F, 6-6, 220, Sr., Austin, Minn.**

~Has a program-D2 best 141 career blocks (Brian Kielpinski, 108, 2012-15)  
~ Recorded a program D2 best 56 blocks for a season in 2015-16

**Double Figure Points** -- 5  
**Double Digit Rebounds** -- 4  
**Double Doubles** - 1 (Young Harris, 11 points, 11 rebounds, 11-29-14)  
**Single Game Highs** [all time]  
*Points:* 15, St. Cloud State, 12-9-16  
*Rebounds:* 11, vs. Young Harris, 11/29/14; Upper Iowa, 12/3/16  
*Assists:* 5, Emporia State, 11-12-16  
*Steals:* 3, Minot State, 2/4/17

*Blocks:* 5 [t-5th], Augustana, 1-2-16; Wayne State, 2-2-16  
*FG made:* 6, St. Cloud State, 12-9-16  
*FG attempts:* 9, at UPR-Rio Piedras, 11-23-16  
*FT made:* 6, at Wayne State, 2-13-15; Emporia State, 11-14-15  
*FT attempts:* 8, at Wayne State, 2-13-15; vs. Emporia State, 11-14-15

Yr	G-GS	FG	FGA	PCT	3FG	FGA	PCT	FT	FTA	PCT	O	D	RB	AVG	PF	FO	A	TO	BLK	STL	PTS	AVG	
14-15	27	15	32	.72	444	0	0	.000	29	44	.659	48	58	106	3.9	54	1	21	27	40	13	93	3.4
15-16	30	10	44	80	.550	0	0	.000	27	40	.675	43	82	125	4.2	63	1	28	24	56	16	115	3.8
16-17	32	17	63	123	.512	0	0	.000	34	44	.773	46	118	164	5.1	85	1	32	33	37	11	160	5.0
17-18	15	11	15	27	.556	0	0	.000	7	9	.778	13	17	30	2.0	31	1	5	3	8	1	37	2.5
<b>CAR</b>	<b>104</b>	<b>53</b>	<b>154</b>	<b>302</b>	<b>.510</b>	<b>0</b>	<b>0</b>	<b>.000</b>	<b>97</b>	<b>137</b>	<b>.708</b>	<b>150</b>	<b>275</b>	<b>425</b>	<b>4.1</b>	<b>233</b>	<b>4</b>	<b>86</b>	<b>87</b>	<b>141</b>	<b>41</b>	<b>405</b>	<b>3.9</b>



## #23 DREW GUEBERT

**F, 6-8, 210, Apple Valley Minn.**

~ Season high - 36 pts vs SMSU, 11/25/17  
~ 174 career 3's, 5th all-time at USF  
~ Compiled 9, 20-point games in 2017-18  
~ 33rd USF player to go over 1K in points

**Double Figure Points** -- 54  
**30 point games** -- 4  
**20-point games** - 21 - 9 in 2017-18  
**Double-Doubles** -- 2  
**Single Game Highs** [all time]  
*Points:* 36, SW Minn. St., 11-25-17  
*Rebounds:* 14, UPR-Mayaguez 11-25-16  
*Assists:* 3, 5 times,

*Steals:* 2, 6 times  
*Blocks:* 3, WSU, 12/1/17; Augie, 12-3-17  
*FG made:* 13, SMSU, 11/25/17  
*FG Att:* 23, SMSU, 11/25/17  
*3FG made:* 7, Winona State, 1/6/18  
*3FG attempts:* 12, Winona State, 1/6/18  
*FT made:* 10, Emporia State, 11-12-16  
*FT attempts:* 14, Emporia State, 11-12-16

Yr	G-GS	FG	FGA	PCT	3PTFG	FGA	PCT	FT	FTA	PCT	O	D	TT	AVG	PF	FO	A	TO	BLK	STL	PTS	AVG	
15-16	30	15	104	235	.443	59	141	.418	44	57	.772	24	70	94	3.1	76	3	16	38	17	8	311	10.4
16-17	32	30	169	390	.433	78	195	.400	81	96	.844	28	136	164	5.1	99	5	36	78	16	16	497	15.5
17-18	15	15	117	132	.504	37	93	.398	64	80	.800	10	80	90	6.0	44	2	11	24	16	3	335	22.3
<b>CAR</b>	<b>77</b>	<b>60</b>	<b>390</b>	<b>857</b>	<b>.455</b>	<b>174</b>	<b>429</b>	<b>.406</b>	<b>189</b>	<b>233</b>	<b>.811</b>	<b>62</b>	<b>286</b>	<b>348</b>	<b>4.5</b>	<b>219</b>	<b>10</b>	<b>63</b>	<b>140</b>	<b>49</b>	<b>27</b>	<b>1,143</b>	<b>14.8</b>



## #11 ZACH WESSELS

**PG, 6-2, 182, Sr., Austin, Minn.**

~ Recorded season game-high of 17 vs. Winona St. on Dec. 1, 2017  
~ Only USF player in DII history with back-to-back games of 9 assists or more

**Double Figure Points** -- 21  
**20-Point Games** -- 2  
**Single Game High**  
*Points:* 21 at Augustana, 12-31-16  
*Rebounds:* 9, 4 times  
*Assists:* 10, Bemidji State, 1-3-15  
*Steals:* 4, at Augustana, 2-14-15; 2-10-17  
*Blocks:* 2, Concordia (Wis.), 11-19-16  
*FG made:* 8, Concordia-St. Paul, 1-21-

17; Northern State, 1-27-17  
*FG attempts:* 12, SW Minnesota State, 12-17-16  
*3FG made:* 1, 11 times  
*3FG attempts:* 3, three times  
*FT made:* 7, at Augustana, 12-31-16  
*FT attempts:* 9, Wayne State, 12-30-16; at Augustana, 12-31-16

Yr	G	GS	FG	FGA	PCT	3PTFG	FGA	PCT	FT	FTA	PCT	O	D	TT	AVG	PF	FO	A	TO	BLK	STL	PTS	AVG
14-15	26	10	25	62	.403	5	16	.313	19	26	.731	13	32	45	1.7	44	0	26	24	0	15	74	2.8
15-16	30	0	27	50	.540	0	6	.000	9	10	.900	17	37	54	1.8	40	0	44	25	1	15	63	2.1
16-17	32	29	118	227	.520	6	19	.316	90	129	.698	46	110	156	4.9	84	3	112	63	8	28	332	10.4
17-18	15	15	40	80	.500	0	4	.000	12	31	.387	8	50	58	3.9	31	1	44	18	1	13	92	6.1
<b>TT</b>	<b>103</b>	<b>54</b>	<b>210</b>	<b>419</b>	<b>.501</b>	<b>11</b>	<b>45</b>	<b>.244</b>	<b>130</b>	<b>196</b>	<b>.663</b>	<b>84</b>	<b>229</b>	<b>313</b>	<b>3.0</b>	<b>199</b>	<b>4</b>	<b>226</b>	<b>130</b>	<b>10</b>	<b>71</b>	<b>561</b>	<b>5.4</b>



## #4 Trevon Evans

**G, 6-0, 175, Jr., Wichita, Kan.**

~ Est. career high 32 vs St. Cloud State, 12-8-17  
~ Ranks 4th in NSIC in scoring

**Double Figure Points** -- 13  
20 point games -- 7  
30 point games -- 3  
**Single Game Highs**  
*Points:* 32, St. Cloud State, 12-8-17  
*Rebounds:* 12, Fort Hays State, 11-11-17  
*Assists:* 6, at St. Cloud State, 12-8-17  
*Steals:* 2, five times

*Blocks:* 1, four times  
*FG made:* 12, St. Cloud State, 12-8-17  
*FG attempts:* 21, St. Cloud State, 12-8-17  
*3FG made:* 5, St. Cloud State, 12-8-17  
*3 FG Att:* 9, SW Minn. St., 12-16-17  
*FT made:* 10, Upper Iowa, 12/2/17  
*FT attempts:* 11, Upper Iowa, 12-2-17

Yr	G-GS	FG	FGA	PCT	3FG	FGA	PCT	FT	FTA	PCT	O	D	TT	AVG	PF	FO	A	TO	BLK	STL	PTS	AVG	
17-18	14	14	100	212	.472	30	78	.385	56	69	.812	7	75	82	5.9	35	1	32	47	4	14	286	20.4

# Player Profiles




## #3 JERROD WALTON

**F, 6-5, 200, Sr., Mequon, Wis.**  
 ~ Transfer from West Texas A&M  
 ~ Has seven double digit games at USE, including two 20 point games

**Double Figure Points** -- 7 at USF  
**Double Digit Rebounds** -- 0  
**20 point games** - 2 at USF  
**Single Game Highs** [all time]  
*Points:* 23, Emporia State, 11-10-17-  
*Rebounds:* 8, vs. Emporia State, 11/10/17  
*Assists:* 7, U-W Superior, 11-14-17  
*Steals:* 3, U-W Superior, 11-14-17

*Blocks:* 2, SW Minn State, 11-25-17  
*FG made:* 8, Waldorf, 11-21-17  
*FG attempts:* 14, Winona State, 12-1-17  
*3 PT made:* 1, six times  
*3 PT ATT.:* 3, four times  
*FT made:* 10, Upper Iowa, 12-2-17  
*FT attempts:* 10, Emporia State, 11-10-17; Upper Iowa, 12-2-17

Yr	G-GS	FG	FGA	PCT	3FG	FGA	PCT	FT	FTA	PCT	O	D	RB	AVG	PF	FO	A	TO	BLK	STL	PTS	AVG	
15-16	27	7	80	181	.442	8	27	.296	93	143	.650	45	101	146	5.4	61	1	69	55	29	23	261	9.7
16-17	17	6	45	115	.391	5	24	.208	46	76	.605	13	63	76	4.5	43	1	40	28	7	10	141	8.3
17-18	9	9	40	95	.421	6	20	.300	41	49	.731	13	32	45	5.0	15	0	25	22	6	10	127	14.1
<b>TT</b>	<b>53</b>	<b>22</b>	<b>165</b>	<b>391</b>	<b>.422</b>	<b>19</b>	<b>71</b>	<b>.267</b>	<b>170</b>	<b>268</b>	<b>.634</b>	<b>71</b>	<b>196</b>	<b>267</b>	<b>4.8</b>	<b>119</b>	<b>2</b>	<b>134</b>	<b>105</b>	<b>42</b>	<b>43</b>	<b>529</b>	<b>9.9</b>



## #05 TEATHLOACH PAL

**F, 6-8, 200, Fridley, Minn.**  
 ~ Recorded a career-best 14 points first collegiate game vs. Emporia State  
 ~ Recorded 1st double double (11 pts & 10 reb) vs Minn. Duluth, 12-9-17

**Double Figure Points** -- 2  
**Double Doubles** - 1 (Minn. Duluth)  
**Single Game Highs** [all time]  
*Points:* 14, Emporia State, 11-10-17-  
*Rebounds:* 10, Minn. Duluth, 12-9-17  
*Assists:* 4, Minn. Duluth, 12-9-17  
*Steals:* 3, Wayne State, 12-30-17  
*Blocks:* 3, Wayne State, 12-30-17  
*FG made:* 6, Emporia State, 11-10-17

*FG attempts:* 12, Emporia State, 11-10-17  
*3FG made:* 2, SMSU, 12/16/17  
*3FG attempts:* 3, Minn. Duluth, 12/9/17  
*FT made:* 3, Minn. Duluth, 12-9-17; Wayne State, 12-30-17  
*FT attempts:* 4, four times

Yr	G-GS	FG	FGA	PCT	3PTFG	FGA	PCT	FT	FTA	PCT	O	D	TT	AVG	PF	FO	A	TO	BLK	STL	PTS	AVG	
17-18	15	0	28	55	.509	4	10	.400	13	26	.500	24	44	68	4.5	18	1	15	7	12	9	73	4.9



## #15 DREW MASCHOFF

**PG, 6-4, 175, Fr., Ankeny, Iowa**  
 ~ In first career start, set career highs with 15 points and 11 rebounds as USF defeated Augustana, 70-61 in overtime on 1-2-18

**Double Figure Points** -- 2  
**Double Double** -- 1  
**Single Game High**  
*Points:* 15, Augustana, 12-31-17  
*Rebounds:* 11, Augustana, 12-31-17  
*Assists:* 4, at Minnesota Duluth, 12-9-17  
*Steals:* 3, Augustana, 12-31-17

*FG made:* 5, Augustana, 12-31-17  
*FG attempts:* 13, Augustana, 12-31-17  
*3FG made:* 3, vs. Fort Hays State, 11-11-17; Augustana, 12-31-17  
*3FG attempts:* 7, Augustana, 12-31-17  
*FT made:* 3, vs. Fort Hays State, 11-11-17  
*FT attempts:* 6, Augustana, 12-31-17

Yr	G	GS	FG	FGA	PCT	3PTFG	FGA	PCT	FT	FTA	PCT	O	D	TT	AVG	PF	FO	A	TO	BLK	STL	PTS	AVG
17-18	14	1	20	56	.357	10	29	.345	12	19	.632	5	24	29	2.1	24	0	25	18	1	7	62	4.4



## #54 Devin Green


**F, 6-7, 240, So., Cascade, Iowa.**  
 ~ Played in 37 career games, including three starts as a freshman  
 ~ Scored 6 pts or more 5 times

**Double Figure Points** -- 2  
**Single Game Highs**  
*Points:* 12, Concordia, Wis., 11-19-16; Mount Marty, 12-13-16  
*Rebounds:* 7, Presentation, 11-15-16; Concordia, Wis., 11-19-16  
*Assists:* 3, Concordia, Wis., 11-19-16; SW Minnesota State, 11-29-16  
*Steals:* 2, Mount Marty

*Blocks:* 2, Concordia, Wis., 11-19-16  
*FG made:* 5, Concordia, Wis., 11-19-16  
*FG attempts:* 7, [Concordia, Wis., 11-19-16  
*3FG made:* 2, Concordia, Wis., 11-19-16  
*FT made:* 3, at Upper Iowa  
*FT attempts:* 4, at Upper Iowa, 12-3-16; Mount Marty, 12-13-16

Yr	G-GS	FG	FGA	PCT	3PTFG	FGA	PCT	FT	FTA	PCT	O	D	TT	AVG	PF	FO	A	TO	BLK	STL	PTS	AVG	
16-17	30	3	31	68	.456	4	21	.190	13	23	.565	21	40	61	2.1	41	0	16	14	6	5	79	2.6
17-18	10	0	5	13	.385	0	0	.000	0	0	.000	3	5	8	0.9	12	0	1	0	1	0	10	1.0
<b>CAR</b>	<b>40</b>	<b>3</b>	<b>36</b>	<b>81</b>	<b>.444</b>	<b>4</b>	<b>21</b>	<b>.190</b>	<b>13</b>	<b>23</b>	<b>.565</b>	<b>24</b>	<b>45</b>	<b>69</b>	<b>1.8</b>	<b>53</b>	<b>0</b>	<b>17</b>	<b>14</b>	<b>7</b>	<b>5</b>	<b>89</b>	<b>2.2</b>

# Player Profiles



## #44 AUSTIN SLATER

**F, 6-8, 220, Andover, Minn.**  
 ~ Recorded most rebounds at USF since 2009 with 17 vs SMSU; also set career high with 13 points vs SMSU, 11-25-17, at Stewart Center

**Double Figure Points -- 1**  
**Double Figure Rebounds -- 1**  
**Double Doubles -- 1**  
**Single Game Highs** [all time]  
*Points:* 13, SW Minn. State, 11-25-17  
*Rebounds:* 17, SW Minn. St., 11-25-17  
*Assists:* 3, Upper Iowa, 12/2/17  
*Steals:* 2, Upper Iowa, 1-5-18

*FG made:* 4, SW Minn. State, 11-25-17  
*FG attempts:* 7, SW Minn. State, 11-25-17  
*3FG made:* 2, at St. Cloud State, 12/8/17  
*3FG attempts:* 3, Upper Iowa, 12/2/17  
*FT made:* 5, SW Minn. State, 11-25-17  
*FT attempts:* 7, SW Minn. State, 11-25-17

Yr	G-GS	FG	FGA	PCT	3FG	FGA	PCT	FT	FTA	PCT	O	D	TT	AVG	PF	FO	A	TO	BLK	STL	PTS	AVG	
17-18	15	4	14	31	.452	3	8	.375	13	21	.619	27	39	66	4.4	33	1	15	11	3	6	44	2.9



## #22 JUSTIN TAYLOR

**F, 6-5, 215, Chicago, Ill.**  
 ~ Played in all 13 games, including 3 starts; hit double digits twice with career bests of 12 points & nine reb. against Augustana, 12-30-17

**Double Figure Points -- 2**  
**Single Game Highs** [all time]  
*Points:* 12, at Minn. Duluth, 12-9-17;  
 Augustana, 12-31-17  
*Rebounds:* 9, Augustana, 12-31-17  
*Assists:* 2, Augustana, 12-31-17  
*Steal:* 1, Wayne State, 12-30-17  
*Blocks:* 3, at Minnesota Duluth, 12-9-17  
*FG made:* 5, at Minn. Duluth, 12-9-17;

at SW Minnesota State, 12-16-17  
*FG made:* 5, at Minn. Duluth, 12-9-17  
*FG attempts:* 8, Twice  
*3FG made:* 1, Twice  
*3FG ATT:* 2, Twice  
*FT made:* 6, Augustana, 12-31-17  
*FT attempts:* 8, Augustana, 12-31-17

Yr	G-GS	FG	FGA	PCT	3PTFG	FGA	PCT	FT	FTA	PCT	O	D	TT	AVG	PF	FO	A	TO	BLK	STL	PTS	AVG	
17-18	15	5	21	46	.457	3	9	.333	15	18	.833	10	23	33	2.2	19	0	4	7	11	1	60	4.0




## #42 AARON ROTHERMUND

**F, 6-2, 200, Papillion, Neb.**  
 ~ Has played in all 15 games (1 start) in 2017-18, registering career best 11 points against Wisconsin-Superior

**Double Figure Points -- 1**  
**Single Game Highs** [all time]  
*Points:* 11, UW-Superior, 11-14-17-  
*Rebounds:* 4, Wayne State, 12-30-17  
*Assists:* 3, Augustana, 12-31-17  
*Blocks:* 1, Winona State, 1-6-18  
*FG made:* 4, UW-Superior, 11-14-17

*FG ATT:* 10, Wayne State, 12-30-17  
*3FG made:* 2, Three Times  
*3FG attempts:* 4, Four times  
*FT made:* 3, Augustana, 12-31-17  
*FT attempts:* 4, Augustana, 12-31-17

Yr	G-GS	FG	FGA	PCT	3PTFG	FGA	PCT	FT	FTA	PCT	O	D	TT	AVG	PF	FO	A	TO	BLK	STL	PTS	AVG	
15-16	7	0	4	9	.444	3	8	.375	2	4	.500	0	0	0	0.0	4	0	0	1	0	0	13	1.9
17-18	15	1	18	49	.367	10	29	.345	8	12	.667	0	15	15	1.0	20	0	11	6	1	5	54	3.6
<b>CAR</b>	<b>22</b>	<b>1</b>	<b>22</b>	<b>58</b>	<b>.359</b>	<b>13</b>	<b>37</b>	<b>.351</b>	<b>10</b>	<b>16</b>	<b>.625</b>	<b>0</b>	<b>15</b>	<b>15</b>	<b>0.7</b>	<b>24</b>	<b>0</b>	<b>11</b>	<b>7</b>	<b>1</b>	<b>2</b>	<b>67</b>	<b>2.0</b>



## #33 TRISTAN TEICHMEIER

**F, 6-6, 200, Sioux Falls, S.F.**  
 ~ Has played in 13 games this year, registering five points in win over Waldorf College

**Double Figure Points -- 0**  
**Single Game Highs** [all time]  
*Points:* 6, Presentation, 11/15/16  
*Rebounds:* 4, SW Minn. State, 12/16/17  
*Assists:* 1, five times  
*Steals:* 1, 3 times  
*FG made:* 2, five times

*FG attempts:* 4, twice  
*3FG made:* 1, four times  
*3FG attempts:* 3, twice  
*FT made:* 3, Waldorf, 11-21-17  
*FT attempts:* 3, Waldorf, 11-21-17; SW Minnesota State, 12/16/17

Yr	G-GS	FG	FGA	PCT	3PTFG	FGA	PCT	FT	FTA	PCT	O	D	TT	AVG	PF	FO	A	TO	BLK	STL	PTS	AVG	
16-17	19	0	11	24	.458	4	13	.308	2	2	1.000	3	11	14	0.7	14	0	2	6	0	1	28	1.5
17-18	12	0	6	12	.500	0	1	.000	5	7	.750	5	9	14	1.2	9	0	3	5	0	2	17	1.4
<b>CAR</b>	<b>31</b>	<b>0</b>	<b>17</b>	<b>36</b>	<b>.472</b>	<b>4</b>	<b>14</b>	<b>.286</b>	<b>7</b>	<b>9</b>	<b>.778</b>	<b>8</b>	<b>20</b>	<b>28</b>	<b>0.9</b>	<b>23</b>	<b>0</b>	<b>5</b>	<b>11</b>	<b>0</b>	<b>3</b>	<b>45</b>	<b>1.5</b>



## 2017-18 USF Highs and Lows

### Team

Highest Point Total by USF in 1st half.....	43 vs. Minn. Duluth, 12/9/17
Lowest Point Total by USF 1st half.....	18, vs. Augustana, 12/31/17
Highest Point Total (1st half), Opponent .....	45, at SW. Minn. State, 12/16/17
Lowest Point Total by Opponents in 1st half .....	20 vs. UW Superior, 11/14/17
Highest Point Total by USF in 2nd half .....	60 vs. Upper Iowa 12/2/17
Lowest Point Total by USF in 2nd half .....	23 at SW Minn. State, 12/16/17
Highest Point Total by Oppo. in 2nd half.....	55 vs. Minn.-Crookston, 11/18/17
Lowest Point Total by Opponent 2nd Half.....	29 vs UW-Superior, 11/14/17
Highest Point Total by USF for Game.....	96 vs. Fort Hays State, 11/11/17
Lowest Point Total by USF for Game.....	57, SW. Minn. State, 12/16/17
Highest Point Total by Opponent for Game .....	92 vs. Fort Hays State, 11/11/17
Lowest Point Total by Opponent for Game.....	49, vs UW-Superior, 11/14/17
Most Assists by USF/Game.....	25 vs UW-Superior, 11/14/17
Most Rebounds by USF/Game.....	50 vs vs. SW Minn. St., 11/25/17;
	Augustana, 12-31-17
USF's Largest Winning Margin.....	41 vs UW-Superior, 11/14/17
USF's Smallest Winning Margin.....	4 vs. Fort Hays State, 11/11/17
Opponent Largest Winning Margin.....	29, SW. Minn. State, 12/16/17
Opponent Smallest Winning, Margin.....	2 at Winona State, 1/6/18

### Individual

Points.....	36, Drew Guebert vs. SW Minn. St., 11/25/17
1st Half Points.....	17, Drew Guebert, at Winona State, 1/6/18
	17, Trevon Evans at Upper Iowa, 1/5/18
2nd Half Points.....	27, Trevon Evans, vs. Upper Iowa, 12/2/17;
	vs. St. Cloud State, 12-8-17
Rebounds.....	17, Austin Slater, vs. SW Minn. St., 11/25/17
Assists.....	7, Jerrod Walton, vs. UW-Superior, 11/14/17
Blocked Shots.....	3, Tom Aase, vs. SW Minn. St., 11/25/17
	3, Drew Guebert vs Winona St., 12/1/17; Augustana, 12-31-17
	3, Justin Taylor at Minnesota-Duluth, 12/9/17; at SW Minn. St., 12/16/17
Steals.....	3, Jerrod Walton vs. UW-Superior, 11/14/17
Field Goals Made.....	13, Drew Guebert vs. SW Minn. St., 11/25/17
Field Goal Attempts.....	23, Drew Guebert vs. SW Minn. St., 11/25/17
Field Goal Percentage.....	.727 (8-11), Jerrod Walton, Waldorf, 11/21/17
3-point Field Goals.....	7, Drew Guebert, Winona State, 1/6/18
3-point Field Goal Attempts.....	12, Drew Guebert, Winona State, 1/6/18
Free Throws Made.....	10, Trevon Evans, Upper Iowa, 12/2/17;
	Jerrod Walton, Upper Iowa, 12/2/17
Free Throws Attempted.....	12, Drew Guebert vs. Winona State, 12/1/17



## 2017-18 NSIC Standings

### North

	Conf.	North	Overall	Streak
Northern State	10-0	8-0	16-1	W 15
Minot State	6-2	6-2	14-2	L 1
St. Cloud State	7-2	6-1	11-4	W 3
Minnesota Crookston	5-5	3-5	8-8	L 2
Bemidji State	3-7	2-6	6-9	L 2
Minnesota Duluth	3-6	3-4	6-8	W 2
MSU Moorhead	2-8	2-6	4-12	L 7
U-Mary	1-9	1-7	3-11	W 1

### South

	Conf.	South	Overall	Streak
Minnesota State	8-1	7-0	12-3	W 2
Southwest Minn. St.	7-3	5-3	11-5	W 1
Sioux Falls	6-4	5-3	10-5	L 1
Winona State	5-5	5-3	10-6	W 2
Augustana	5-5	4-4	10-6	W 1
Wayne State	5-5	4-4	10-8	L 1
Upper Iowa	2-8	1-7	9-10	L 3
Concordia-St. Paul	1-8	0-7	2-13	L 2

## All-time Coaching Leaders

### 1. Chris Johnson -- 2008-present -- 166-127, .566

1. Shane Murphy -- 2001-08 -- 154-77, .667
3. R.E. Dutch Erickson -- 1969-80 -- 111-173, .391
4. Orin Schueler -- 1980-88 -- 105-110, .488
5. Francis Olson -- 1929-34, 1936-41 -- 98-66, .597



## University of Sioux Falls Combined Stats - Thru 15 games

### 2017-18 USF Men's Basketball Sioux Falls Combined Team Statistics (as of Jan 06, 2018) All games

Overall record: 10-5 Conf: 6-4 Home: 6-1 Away: 3-4 Neutral: 1-0

#	Player	gp-gs	min	avg	Total		3-Point		F-Throw		Rebounds					pts	avg					
					fg-fga	fg%	3fg-fga	3fg%	ft-fa	ft%	off	def	tot	avg	pf			dq	a	to	blk	stl
23	Guebert, Drew	15-15	510	34.0	117-232	.504	37-93	.398	64-80	.800	10	80	90	6.0	44	2	11	24	16	3	335	22.3
04	Evans, Trevon	14-14	472	33.7	100-212	.472	30-78	.385	56-69	.812	7	75	82	5.9	35	1	32	47	4	14	286	20.4
03	Walton, Jerrod	9-9	284	31.6	40-95	.421	6-20	.300	41-49	.837	13	32	45	5.0	15	0	25	22	6	10	127	14.1
11	Wessels, Zach	15-15	436	29.1	40-80	.500	0-4	.000	12-31	.387	8	50	58	3.9	31	1	44	18	1	13	92	6.1
05	Pal, Teathloach	15-0	225	15.0	28-55	.509	4-10	.400	13-26	.500	24	44	68	4.5	18	1	15	7	12	9	73	4.9
15	Maschoff, Drew	14-1	242	17.3	20-56	.357	10-29	.345	12-19	.632	5	24	29	2.1	24	0	25	18	1	7	62	4.4
22	Taylor, Justin	15-5	167	11.1	21-46	.457	3-9	.333	15-18	.833	10	23	33	2.2	19	0	4	7	11	1	60	4.0
42	Rothermund, Aaron	15-1	195	13.0	18-49	.367	10-29	.345	8-12	.667	0	15	15	1.0	20	0	11	6	1	5	54	3.6
50	Grinde, Chase	3-0	12	4.0	4-4	1.000	2-2	1.000	0-1	.000	4	2	6	2.0	2	0	2	3	0	2	10	3.3
32	Odegaard, Jacoby	2-0	9	4.5	2-6	.333	2-5	.400	0-0	.000	0	0	0	0.0	0	0	1	0	0	0	6	3.0
44	Slater, Austin	15-4	241	16.1	14-31	.452	3-8	.375	13-21	.619	27	39	66	4.4	33	1	15	11	3	6	44	2.9
14	Aase, Tom	15-11	173	11.5	15-27	.556	0-0	.000	7-9	.778	13	17	30	2.0	31	1	5	3	8	1	37	2.5
33	Teichmeier, Tristan	12-0	63	5.3	6-12	.500	0-1	.000	5-7	.714	5	9	14	1.2	9	0	3	5	0	2	17	1.4
54	Green, Devin	10-0	51	5.1	5-13	.385	0-0	.000	0-0	.000	3	5	8	0.8	12	0	1	0	1	0	10	1.0
52	Bertsch, Coltan	3-0	6	2.0	1-4	.250	0-1	.000	0-0	.000	2	0	2	0.7	0	0	1	0	0	1	2	0.7
34	Frick, Tanner	3-0	14	4.7	1-1	1.000	0-0	.000	0-0	.000	0	3	3	1.0	1	0	2	3	0	1	2	0.7
Team											22	24	46				5					
Total.....		15	3100		432-923	.468	107-289	.370	246-342	.719	153	442	595	39.7	294	7	197	179	64	75	1217	81.1
Opponents.....		15	3100		388-898	.432	119-321	.371	226-320	.706	109	370	479	31.9	292	-	207	165	41	75	1121	74.7

TEAM STATISTICS	USF	OPP	Date	Opponent	Score	Att.
SCORING	1217	1121	11/10/17	at Emporia State	Wot 94-89	0
Points per game	81.1	74.7	11/11/17	vs Ft. Hays St.	Wot 96-92	378
Scoring margin	+6.4	-	11/14/17	WISCONSIN-SUPERIOR	w 90-49	855
FIELD GOALS-ATT	432-923	388-898	11/18/17	at Minnesota Crookston	L 74-79	817
Field goal pct	.468	.432	11/21/17	WALDORF	w 89-62	385
3 POINT FG-ATT	107-289	119-321	* 11/25/17	SOUTHWEST MINNESOTA	Wot 91-85	995
3-point FG pct	.370	.371	* 12/01/17	WINONA STATE	w 80-64	776
3-pt FG made per game	7.1	7.9	* 12/02/17	UPPER IOWA	w 90-78	774
FREE THROWS-ATT	246-342	226-320	* 12/08/17	at St. Cloud State	L 82-88	1342
Free throw pct	.719	.706	* 12/09/17	at Minnesota Duluth	w 91-66	624
F-Throws made per game	16.4	15.1	* 12/16/17	at Southwest Minnesota	L 57-86	1401
REBOUNDS	595	479	* 12/30/17	WAYNE STATE (NEB.)	L 66-78	566
Rebounds per game	39.7	31.9	* 12/31/17	AUGUSTANA (SD)	Wot 70-61	1738
Rebounding margin	+7.7	-	* 01/05/18	at Upper Iowa	w 77-72	214
ASSISTS	197	207	* 01/06/18	at Winona State	L 70-72	619
Assists per game	13.1	13.8				
TURNOVERS	179	165				
Turnovers per game	11.9	11.0				
Turnover margin	-0.9	-				
Assist/turnover ratio	1.1	1.3				
STEALS	75	75				
Steals per game	5.0	5.0				
BLOCKS	64	41				
Blocks per game	4.3	2.7				
ATTENDANCE	6089	5395				
Home games-Avg/Game	7-870	7-717				
Neutral site-Avg/Game	-	1-378				

\* = Conference game  
# = Sanford Pentagon Showcase, Sioux Falls, SD  
\$ = Odio Thanksgiving Classic, Miami Shores, FL

Score by Periods	1st	2nd	OT	Totals
Sioux Falls	529	635	53	1217
Opponents	501	591	29	1121

## University of Sioux Falls Men's Basketball PRAs - 15 games

Opponent	Date	Score		03	04	05	11	14	15	22
				WALTON,JER	EVANS,TREV	PAL,TEATHL	WESSELS,ZA	AASE,TOM	MASCHOFF,D	TAYLOR,JUS
at Emporia State	11/10/17	94-89	w	23-8-3	28-9-2	14-9-3	6-0-4	4-5-1	0-0-0	2-2-0
vs Ft. Hays St.	11/11/17	96-92	w	6-5-2	31-12-1	2-5-2	6-1-4	0-2-0	14-2-2	0-0-0
WISCONSIN-SUPERIOR	11/14/17	90-49	w	2-4-7	13-5-4	7-6-1	2-0-2	4-4-1	6-2-2	4-0-0
at Minnesota Crookston	11/18/17	74-79	L	14-2-1	14-5-2	3-4-1	5-6-4	4-4-0	DNP	7-5-0
WALDORF	11/21/17	89-62	w	21-3-2	7-6-4	5-4-1	4-6-3	3-2-0	5-0-2	2-0-0
SOUTHWEST MINNESOTA	11/25/17	91-85	w	18-4-4	16-8-1	0-0-0	4-4-2	0-0-0	3-1-2	1-2-0
WINONA STATE	12/01/17	80-64	w	15-8-3	14-6-0	3-5-0	17-3-4	0-1-1	0-1-0	2-2-0
UPPER IOWA	12/02/17	90-78	w	16-6-3	31-7-3	2-0-0	10-8-2	2-2-0	0-0-1	0-0-0
at St. Cloud State	12/08/17	82-88	L	12-5-0	32-2-6	0-0-0	0-4-2	9-1-0	0-1-3	0-1-0
at Minnesota Duluth	12/09/17	91-66	w	DNP	26-6-0	11-10-4	2-2-5	2-1-0	4-4-4	12-4-0
at Southwest Minnesota	12/16/17	57-86	L	DNP	14-3-3	8-1-0	4-4-1	2-1-1	8-1-1	7-3-1
WAYNE STATE (NEB.)	12/30/17	66-78	L	DNP	22-6-2	7-8-2	8-4-1	0-1-0	2-2-0	0-1-1
AUGUSTANA (SD)	12/31/17	70-61	w	DNP	DNP	2-5-0	10-8-2	0-1-0	15-11-2	12-9-2
at Upper Iowa	01/05/18	77-72	w	DNP	28-5-0	4-6-1	7-5-6	0-0-1	5-2-3	11-4-0
at Winona State	01/06/18	70-72	L	DNP	10-2-4	5-5-0	7-3-2	7-5-0	0-2-3	0-0-0

Opponent	Date	Score		23	32	33	34	42	44	50
				GUEBERT,DR	ODEGAARD,J	TEICHMEIER	FRICK,TANN	ROTHERMUND	SLATER,AUS	GRINDE,CHA
at Emporia State	11/10/17	94-89	w	13-3-0	DNP	0-0-0	DNP	2-1-1	2-0-0	0-0-0
vs Ft. Hays St.	11/11/17	96-92	w	32-8-0	DNP	DNP	DNP	2-0-0	1-1-2	DNP
WISCONSIN-SUPERIOR	11/14/17	90-49	w	22-4-0	3-0-1	2-1-0	2-1-1	11-1-1	2-5-2	10-6-2
at Minnesota Crookston	11/18/17	74-79	L	21-5-0	DNP	0-2-0	DNP	6-0-1	0-1-0	DNP
WALDORF	11/21/17	89-62	w	28-6-3	3-0-0	5-1-1	0-1-1	0-1-0	0-1-2	DNP
SOUTHWEST MINNESOTA	11/25/17	91-85	w	36-10-0	DNP	DNP	DNP	0-0-0	13-17-1	DNP
WINONA STATE	12/01/17	80-64	w	23-7-1	DNP	0-0-0	DNP	3-0-0	3-5-1	DNP
UPPER IOWA	12/02/17	90-78	w	19-7-0	DNP	2-2-1	DNP	3-0-0	5-9-3	DNP
at St. Cloud State	12/08/17	82-88	L	23-8-2	DNP	0-0-0	DNP	0-0-1	6-1-0	DNP
at Minnesota Duluth	12/09/17	91-66	w	26-3-1	DNP	4-3-1	0-1-0	2-1-0	0-3-1	0-0-0
at Southwest Minnesota	12/16/17	57-86	L	9-6-2	DNP	2-4-0	DNP	0-1-1	3-8-0	DNP
WAYNE STATE (NEB.)	12/30/17	66-78	L	17-3-1	DNP	0-0-0	DNP	6-4-1	4-3-1	DNP
AUGUSTANA (SD)	12/31/17	70-61	w	18-5-1	DNP	2-1-0	DNP	7-0-3	2-4-1	DNP
at Upper Iowa	01/05/18	77-72	w	17-7-0	DNP	0-0-0	DNP	3-2-1	2-6-1	DNP
at Winona State	01/06/18	70-72	L	31-8-0	DNP	DNP	DNP	9-4-1	1-2-0	DNP

## University of Sioux Falls Men's Basketball Game Highs - 15 games

### Sioux Falls Game-by-Game Highs (as of Jan 06, 2018) All games

Opponent	Date	Score	Points	Rebounds	Assists	Steals	Blocked shots
at Emporia State	11/10/17	94-89	28-Evans, Trevon	9-Pal, Teathloch Evans, Trevon	4-Wessels, Zach	2-Wessels, Zach Pal, Teathloch	1-Pal, Teathloch Aase, Tom Walton, Jerrod
vs Ft. Hays St.	11/11/17	96-92	32-Guebert, Drew	12-Evans, Trevon	4-Wessels, Zach	1-Maschoff, Drew Wessels, Zach	1-Aase, Tom
WISCONSIN-SUPERIOR	11/14/17	90-49	22-Guebert, Drew	6-Pal, Teathloch Grinde, Chase	7-Walton, Jerrod	3-Walton, Jerrod	2-Pal, Teathloch
at Minnesota Crookston	11/18/17	74-79	21-Guebert, Drew	6-Wessels, Zach	4-Wessels, Zach	2-Wessels, Zach	2-Aase, Tom
WALDORF	11/21/17	89-62	28-Guebert, Drew	6-Wessels, Zach Guebert, Drew Evans, Trevon	4-Evans, Trevon	2-Evans, Trevon	2-Pal, Teathloch
SOUTHWEST MINNESOTA	11/25/17	91-85	36-Guebert, Drew	17-Slater, Austin	4-Walton, Jerrod	1-Evans, Trevon Walton, Jerrod	3-Aase, Tom
WINONA STATE	12/01/17	80-64	23-Guebert, Drew	8-Walton, Jerrod	4-Wessels, Zach	1-Rothermund, Aaron Pal, Teathloch Walton, Jerrod Aase, Tom	3-Guebert, Drew
UPPER IOWA	12/02/17	90-78	31-Evans, Trevon	9-Slater, Austin	3-Walton, Jerrod Evans, Trevon Slater, Austin	2-Evans, Trevon	2-Pal, Teathloch
at St. Cloud State	12/08/17	82-88	32-Evans, Trevon	8-Guebert, Drew	6-Evans, Trevon	2-Walton, Jerrod	1-Guebert, Drew Evans, Trevon
at Minnesota Duluth	12/09/17	91-66	26-Evans, Trevon Guebert, Drew	10-Pal, Teathloch	5-Wessels, Zach	2-Evans, Trevon	3-Taylor, Justin
at Southwest Minnesota	12/16/17	57-86	14-Evans, Trevon	8-Slater, Austin	3-Evans, Trevon	1-Maschoff, Drew Slater, Austin Teichmeier, Tristan Evans, Trevon	3-Taylor, Justin
WAYNE STATE (NEB.)	12/30/17	66-78	22-Evans, Trevon	8-Pal, Teathloch	2-Evans, Trevon Pal, Teathloch	3-Pal, Teathloch	3-Pal, Teathloch
AUGUSTANA (SD)	12/31/17	70-61	18-Guebert, Drew	11-Maschoff, Drew	3-Rothermund, Aaron	3-Maschoff, Drew	3-Guebert, Drew
at Upper Iowa	01/05/18	77-72	28-Evans, Trevon	7-Guebert, Drew	6-Wessels, Zach	3-Wessels, Zach	2-Taylor, Justin
at Winona State	01/06/18	70-72	31-Guebert, Drew	8-Guebert, Drew	4-Evans, Trevon	2-Evans, Trevon	2-Guebert, Drew

## University of Sioux Falls Men's Basketball - Comparison - 15 games

### Sioux Falls Team Game-by-Game Comparison (as of Jan 06, 2018)

#### All games

Opponent	1st	2nd	Score	Mar	Total FG	FG Pct	3-Pointers	3FG Pct	Free Throws	FT Pct	Rebounds	Assist	T/Over	Block	Steal	Fouls
Emporia State	38/42	41/37	94-89	+5	33-65/31-59	.508/.525	4-11/15-25	.364/.600	24-33/12-20	.727/.600	41/22 +19	14/18	16/12	3/4	5/7	21/27
Ft. Hays St.	38/42	49/45	96-92	+4	31-62/28-60	.500/.467	10-25/7-23	.400/.304	24-31/29-33	.774/.879	36/27 +9	13/17	13/7	1/3	2/6	22/29
WISCONSIN-SUPERIOR	41/20	49/29	90-49	+41	35-64/16-49	.547/.327	12-25/8-21	.480/.381	8-12/9-16	.667/.563	45/24 +21	25/9	6/12	5/0	7/3	15/14
Minnesota Crookston	38/24	36/55	74-79	(5)	26-60/25-56	.433/.446	8-14/8-21	.571/.381	14-21/21-27	.667/.778	39/33 +6	9/13	15/10	6/5	4/3	28/15
WALDORF	38/30	51/32	89-62	+27	34-63/19-54	.540/.352	8-18/9-26	.444/.346	13-17/15-22	.765/.682	38/29 +9	20/10	12/18	3/2	6/7	17/18
SOUTHWEST MINNESOTA	33/35	42/40	91-85	+6	33-72/31-75	.458/.413	5-16/6-18	.313/.333	20-24/17-28	.833/.607	50/38 +12	10/11	7/2	7/2	2/3	21/20
WINONA STATE	31/33	49/31	80-64	+16	28-57/21-62	.491/.339	5-15/11-28	.333/.393	19-28/11-16	.679/.688	44/32 +12	10/15	9/9	5/0	4/3	16/22
UPPER IOWA	30/37	60/41	90-78	+12	27-58/27-62	.466/.435	7-20/9-25	.350/.360	29-34/15-26	.853/.577	44/29 +15	13/14	10/6	2/2	4/4	21/26
St. Cloud State	32/43	50/45	82-88	(6)	29-65/27-51	.446/.529	9-20/4-13	.450/.308	15-20/30-37	.750/.811	28/37 (9)	14/21	12/15	2/7	4/9	27/15
Minnesota Duluth	43/33	48/33	91-66	+25	36-64/24-64	.563/.375	7-21/6-20	.333/.300	12-15/12-14	.800/.857	43/29 +14	16/14	13/12	7/2	6/7	17/15
Southwest Minnesota	34/45	23/41	57-86	(29)	21-64/32-62	.328/.516	6-25/9-22	.240/.409	9-14/13-19	.643/.684	34/45 (11)	10/17	8/8	3/3	4/4	17/15
WAYNE STATE (NEB.)	37/31	29/47	66-78	(12)	24-62/31-60	.387/.517	3-18/6-13	.167/.462	15-22/10-14	.682/.714	33/37 (4)	9/13	10/15	8/2	10/6	16/19
AUGUSTANA (SD)	18/24	39/33	70-61	+9	24-63/21-69	.381/.304	4-20/6-30	.200/.200	18-31/13-15	.581/.867	50/44 +6	11/11	13/15	5/5	6/2	19/24
Upper Iowa	39/31	38/41	77-72	+5	28-57/30-60	.491/.500	8-18/8-17	.444/.471	13-19/4-11	.684/.364	38/26 +12	13/14	19/15	2/3	7/5	16/14
Winona State	39/31	31/41	70-72	(2)	23-47/25-55	.489/.455	11-23/7-19	.478/.368	13-21/15-22	.619/.682	32/27 +5	10/10	16/9	5/1	4/6	21/19

## University of Sioux Falls Men's Basketball - Metrics - 15 games

### 2017-18 USF Men's Basketball

#### Sioux Falls Other Metrics (as of Jan 06, 2018)

#### All games

#	Player	Min	AST%	EFG%	TS%	Usg%	DRB%	ORB%	TRB%
14	Aase, Tom	173	4.7	.556	.598	9.7	11.1	8.9	10.0
52	Bertsch, Coltan	6	31.4	.250	.250	33.0	0.0	39.5	19.2
04	Evans, Trevon	472	14.0	.542	.590	30.3	17.9	1.8	10.0
34	Frick, Tanner	14	22.8	1.000	1.000	14.1	24.1	0.0	12.4
54	Green, Devin	51	3.3	.385	.385	12.6	11.0	7.0	9.1
50	Grinde, Chase	12	45.9	1.250	1.126	30.7	18.8	39.5	28.9
23	Guebert, Drew	510	4.6	.584	.627	28.3	17.7	2.3	10.2
15	Maschoff, Drew	242	16.8	.446	.482	16.8	11.2	2.4	6.9
32	Odegaard, Jacoby	9	23.4	.500	.500	33.0	0.0	0.0	0.0
05	Pal, Teathloch	225	11.6	.545	.549	16.2	22.0	12.6	17.4
42	Rothermund, Aaron	195	9.3	.469	.497	15.3	8.7	0.0	4.4
44	Slater, Austin	241	9.7	.500	.547	10.5	18.2	13.3	15.8
22	Taylor, Justin	167	4.2	.489	.556	18.1	15.5	7.1	11.4
33	Teichmeier, Tristan	63	7.9	.500	.564	15.8	16.1	9.4	12.8
03	Walton, Jerrod	284	15.8	.453	.545	24.2	12.7	5.4	9.1
11	Wessels, Zach	436	16.7	.500	.491	12.7	12.9	2.2	7.7

Estimated possessions: 1108.9

Team offensive rating (ORTg): 109.7

Team defensive rating (DRtg): 101.1

AST% - An estimate of the pct of teammate field goals assisted while on the floor

## University of Sioux Falls Men's Basketball - Superlatives - Individual - 15 games

Points	36		Guebert, Drew vs Southwest Minnesota (11/25/17)
	32		Evans, Trevon at St. Cloud State (12/08/17)
	32		Guebert, Drew vs Ft. Hays St. (11/11/17)
	31		Guebert, Drew at Winona State (01/06/18)
	31		Evans, Trevon vs Upper Iowa (12/02/17)
	31		Evans, Trevon vs Ft. Hays St. (11/11/17)
Field Goals Made	13		Guebert, Drew vs Southwest Minnesota (11/25/17)
	12		Evans, Trevon at St. Cloud State (12/08/17)
	12		Guebert, Drew vs Ft. Hays St. (11/11/17)
Field Goal Att.	23		Guebert, Drew vs Southwest Minnesota (11/25/17)
	21		Evans, Trevon at St. Cloud State (12/08/17)
	21		Guebert, Drew vs Ft. Hays St. (11/11/17)
FG Pct (min 5 made)	1.000	(7-7)	Wessels, Zach vs Winona State (12/01/17)
	.727	(8-11)	Walton, Jerrod vs Waldorf (11/21/17)
3-Point FG Made	7		Guebert, Drew at Winona State (01/06/18)
	5		Evans, Trevon at St. Cloud State (12/08/17)
3-Point FG Att.	12		Guebert, Drew at Winona State (01/06/18)
	11		Guebert, Drew vs Ft. Hays St. (11/11/17)
	1.000	(3-3)	Maschoff, Drew vs Ft. Hays St. (11/11/17)
3-Pt FG Pct (min 2 made)	1.000	(2-2)	Pal, Teathloach at Southwest Minnesota (12/16/17)
	1.000	(2-2)	Guebert, Drew at Minnesota Crookston (11/18/17)
	1.000	(2-2)	Grinde, Chase vs Wisconsin-Superior (11/14/17)
	1.000	(2-2)	Rothermund, Aaron vs Wisconsin-Superior (11/14/17)
	10		Evans, Trevon vs Upper Iowa (12/02/17)
Free Throws Made	10		Walton, Jerrod vs Upper Iowa (12/02/17)
	12		Guebert, Drew vs Winona State (12/01/17)
Free Throw Att.	11		Evans, Trevon vs Upper Iowa (12/02/17)
	1.000	(10-10)	Walton, Jerrod vs Upper Iowa (12/02/17)
FT Pct (min 3 made)	1.000	(7-7)	Walton, Jerrod vs Southwest Minnesota (11/25/17)
	1.000	(5-5)	Guebert, Drew at Minnesota Crookston (11/18/17)
	1.000	(3-3)	Guebert, Drew vs Wayne State (Neb.) (12/30/17)
	1.000	(3-3)	Guebert, Drew at Minnesota Duluth (12/09/17)
	1.000	(3-3)	Evans, Trevon at Minnesota Duluth (12/09/17)
	1.000	(3-3)	Evans, Trevon at St. Cloud State (12/08/17)
	1.000	(3-3)	Wessels, Zach vs Winona State (12/01/17)
	1.000	(3-3)	Teichmeier, Tristan vs Waldorf (11/21/17)
	1.000	(3-3)	Guebert, Drew at Emporia State (11/10/17)
	17		Slater, Austin vs Southwest Minnesota (11/25/17)
Rebounds	12		Evans, Trevon vs Ft. Hays St. (11/11/17)
	7		Walton, Jerrod vs Wisconsin-Superior (11/14/17)
	6		Wessels, Zach at Upper Iowa (01/05/18)
Assists	6		Evans, Trevon at St. Cloud State (12/08/17)
	3		Wessels, Zach at Upper Iowa (01/05/18)
	3		Maschoff, Drew vs Augustana (SD) (12/31/17)
Steals	3		Pal, Teathloach vs Wayne State (Neb.) (12/30/17)
	3		Walton, Jerrod vs Wisconsin-Superior (11/14/17)
	3		Guebert, Drew vs Augustana (SD) (12/31/17)
	3		Pal, Teathloach vs Wayne State (Neb.) (12/30/17)
	3		Taylor, Justin at Southwest Minnesota (12/16/17)
Blocked Shots	3		Taylor, Justin at Minnesota Duluth (12/09/17)
	3		Guebert, Drew vs Winona State (12/01/17)
	3		Guebert, Drew vs Augustana (SD) (12/31/17)
	3		Pal, Teathloach vs Wayne State (Neb.) (12/30/17)
	3		Aase, Tom vs Southwest Minnesota (11/25/17)
Turnovers	8		Evans, Trevon vs Wayne State (Neb.) (12/30/17)

## University of Sioux Falls Men's Basketball - Superlatives - Team - 15 games

POINTS	96		vs Ft. Hays St. (11/11/17)
	94		at Emporia State (11/10/17)
	91		at Minnesota Duluth (12/09/17)
	91		SOUTHWEST MINNESOTA (11/25/17)
	90		UPPER IOWA (12/02/17)
	90		WISCONSIN-SUPERIOR (11/14/17)
FIELD GOALS MADE	36		at Minnesota Duluth (12/09/17)
	35		WISCONSIN-SUPERIOR (11/14/17)
FIELD GOAL ATTEMPTS	72		SOUTHWEST MINNESOTA (11/25/17)
	65		at St. Cloud State (12/08/17)
	65		at Emporia State (11/10/17)
FIELD GOAL PERCENTAGE	.563	(36-64)	at Minnesota Duluth (12/09/17)
	.547	(35-64)	WISCONSIN-SUPERIOR (11/14/17)
3 PT FIELD GOALS MADE	12		WISCONSIN-SUPERIOR (11/14/17)
	11		at Winona State (01/06/18)
3 PT FG ATTEMPTS	25		at Southwest Minnesota (12/16/17)
	25		WISCONSIN-SUPERIOR (11/14/17)
	25		vs Ft. Hays St. (11/11/17)
3 PT FG PERCENTAGE	.571	(8-14)	at Minnesota Crookston (11/18/17)
	.480	(12-25)	WISCONSIN-SUPERIOR (11/14/17)
FREE THROWS MADE	29		UPPER IOWA (12/02/17)
	24		vs Ft. Hays St. (11/11/17)
	24		at Emporia State (11/10/17)
FREE THROW ATTEMPTS	34		UPPER IOWA (12/02/17)
	33		at Emporia State (11/10/17)
FREE THROW PERCENTAGE	.853	(29-34)	UPPER IOWA (12/02/17)
	.833	(20-24)	SOUTHWEST MINNESOTA (11/25/17)
REBOUNDS	50		AUGUSTANA (SD) (12/31/17)
	50		SOUTHWEST MINNESOTA (11/25/17)
ASSISTS	25		WISCONSIN-SUPERIOR (11/14/17)
	20		WALDORF (11/21/17)
STEALS	10		WAYNE STATE (NEB.) (12/30/17)
	7		at Upper Iowa (01/05/18)
	7		WISCONSIN-SUPERIOR (11/14/17)
BLOCKED SHOTS	8		WAYNE STATE (NEB.) (12/30/17)
	7		at Minnesota Duluth (12/09/17)
	7		SOUTHWEST MINNESOTA (11/25/17)
TURNOVERS	19		at Upper Iowa (01/05/18)
	16		at Winona State (01/06/18)
	16		at Emporia State (11/10/17)
FOULS	28		at Minnesota Crookston (11/18/17)
	27		at St. Cloud State (12/08/17)

## 2017-18 Roster

3 Jerrod Walton (Jer-od)	G	6-5	200	Sr.	Milwaukee, Wis./Texas A&M
4 Trevon Evans (Tray-von)	G	6-0	175	Jr.	Wichita, Kan./Dodge City CC
5 Teathloach Pal (Teeth-loath)	F	6-8	190	Fr.	Fridley, Minn./Fridley HS
11 Zach Wessels (Wess-els)	PG	6-2	182	Jr.	Austin, Minn./Austin HS
14 Tom Aase (Tom Ace-C)	F	6-6	220	Jr.	Austin, Minn./Austin HS
15 Drew Maschoff (Mash-off)	G	6-4	175	Fr.	Ankeny, Iowa/Ankeny HS
22 Justin Taylor	G/F	6-5	192	Jr.	Chicago, Ill./Thornton Twn./Illinois Ctl.
23 Drew Guebert (Gee-burt)	F	6-8	200	So.	Apple Valley, Minn./Eastview HS
32 Jacob Odegaard (O-da-guard)	G	5-11	196	RFr.	Hartford, S.D./West Central HS
33 Tristan Teichmeier (Tech-my-er)	F	6-6	195	Fr.	Sioux Falls, S.D./Roosevelt HS
34 Tanner Frick	G	5-10	170	R-Fr.	Yankton, S.D./Yankton HS
42 Aaron Rothermund (Rother-mund)	G	6-2	200	Jr.	Papilion, Neb./Papilion-LaVista HS
44 Austin Slater (Slay-tur)	F/C	6-8	223	Fr.	Andover, Minn./Andover HS
50 Chase Grinde (Grin-dee)	G/F	6-4	200	Fr.	Spring Grove, Minn./Spring Grove HS
52 Colton Bertsch (burch)	G	6-1	160	Fr.	Andover, Minn./Legacy Christian HS
54 Devin Green (Dev-in)	F/C	6-7	240	Fr.	Cascade, Iowa/Cascade HS

Head Coach – Chris Johnson, 11th Year, 182-142 overall; 10th year at USF, 166-127

Associate Head Coach – Nate Kaeding (k-ding), 9th season

Assistant Coach – Troy Odegaard (od-a-guard), 9th season

Graduate Assistant – Tyler Vaughan (vonn), 1st season

