

UMD BULLDOGS

UNIVERSITY OF MINNESOTA DULUTH MEN'S BASKETBALL

Communications Office · Bob Nygaard, Director · Duluth, MN 55812-2496
 bnygaard@d.umn.edu · (218) 726-8191 · www.umdbulldogs.com · @umdbulldogs

Basketball SID: Evan Smegal Office: (218) 726-8514
 Email: smega001@d.umn.edu Cell: (763) 568-1002

Nov. 30, 2017

BULLDOGS OPEN NSIC SCHEDULE THIS WEEKEND WITH BEAVERS AND GOLDEN EAGLES

THE OPENING TIP: The University of Minnesota Duluth brings a two-game winning streak into the start of the Northern Sun Intercollegiate Conference schedule. The Bulldogs will hope to get off on the right track to start league play with contests against Bemidji State University and the University of Minnesota Crookston. on the road. UMD plays the Beavers Friday at 8:00 p.m. then the Golden Eagles Saturday at 6:00 p.m.

SCOUTING REPORT ON BEMIDJI STATE: The Beavers went 3-2 in non-conference play before falling to Minnesota Crookston in their NSIC opener. Bemidji State was selected to finish 10th overall in the NSIC preseason poll.

The Beavers are coached by Mike Boschee, who is in with sixth season. Jai'Vionne Green is the top scorer at 15.5 points per game. Sharif Black is the team's leading rebounder at 5.2 boards and is also dropping in 11.8 points as well. The squad's leader distributor is Christian Pekarek averaging 5.3 assists.

SCOUTING REPORT ON MINNESOTA CROOKSTON: The Golden Eagles are .500 on the season and have won all three of their games at home (3-0). They knocked off Bemidji State in their NSIC opener. Minnesota Crookston was selected to finish tied for 14th in the NSIC this season according to the coaches' poll.




Harrison Cleary and Alan Hodge lead an 1-2 scoring punch averaging 25.3 and 18.7 points per game, respectively. Cleary also tops the charts in assist per game for the Eagles with 4.7. Gable Smith ranks as the team's leading rebounder with 7.3.

THE SERIES: UMD holds a commanding 30-4 series lead over Minnesota Crookston. The Bulldogs swept the Golden Eagles last season including a 82-58 romping in Crookston last January.

UMD is 50 games up on Bemidji State between the two

FOLLOW THE BULLDOGS

Website: www.umdbulldogs.com
 Twitter: @UMDBulldogs
 Facebook: UMD Athletics
 YouTube: umdathletics

			
UMD		BEMIDJI STATE	MINNESOTA CROOKSTON
2-2	Overall	3-3	3-3
0-0	NSIC	0-1	1-0
69.0	Points Per Game	78.7	86.7
71.0	Points Allowed Per Game	69.5	78.5
87-196 (44.4)	Field Goals (Pct.)	166-347 (47.8)	195-393 (49.6)
33-86 (38.6)	3-Point (Pct.)	63-166 (38.0)	53-130 (40.8)
69-81 (85.2)	Free Throws (Pct.)	77-104 (74.0)	77-108 (71.3)
23-95-118 (29.5)	Rebounds (O-D-T)	60-153-213 (35.5)	57-161-218 (36.3)
44 (11.0)	Assists	96 (16.0)	72 (12.0)
11 (2.75)	Steals	37 (6.7)	30 (7.5)
8 (2.0)	Blocks	15 (2.5)	26 (4.3)
31 (7.75)	Turnovers	76 (12.7)	60 (10.0)

teams in the all-time series. The Bulldogs lead 92-42. The Beavers claimed a sweep of UMD last season.

HOW THEY RANK: Here is how UMD and their opponents this weekend stack up in their respective standings last year and in the National Basketball Coaches Association (NABC) poll.

UMD	15th	NR
BSU	4th	NR
UMC	4th	NR

THE BROADCAST: Both games this weekend will be carried live through a video stream and is available at: portal.stretchinternet.com/um/

LAST TIME OUT: After a convincing win on the road in Michigan Tech University, UMD made it two-in-a-row in dramatic fashion.

Sean Burns put back a missed layup with seconds remaining on the clock up lift the team over the University of Wisconsin-Parkside 71-70 in Kenosha, Wis.

The Bulldogs did an excellence job at drawing contact and getting to the line early in the second half. They were in the double bonus with a little over eight minutes remaining. The Bulldogs were 19-of-21 at the charity stripe in the second half and 21 for 24 overall. Burns, sophomore guard Logan Rohrscheib and sophomore Brandon Myer each knocked down five free throws.

Rohrscheib led all scorers. Myer chipped 15 points and a team-high six boards while Burns ended with 11 and the all-important final two points of the game.

RACING OUT OF THE GATE: UMD has been on fire dur-

2017-18 UNIVERSITY OF MINNESOTA DULUTH ROSTER

No	Player	Pos.	Ht.	Wgt.	Yr.	Hometown (Previous School)
1	Logan Rohrscheib	G	6-2	185	So.	Eau Claire, Wis. (Regis H.S.)
2	Trevor Entwisle	G	5-11	170	So.	Neenah, Wis. (Neenah H.S.)
5	Mamadou Ngom	G	6-3	170	Jr.	Minneapolis, Minn. (Anoka-Ramsey C.C.)
10	Brandon Myer	F	6-7	195	So.	Superior, Wis. (Superior H.S.)
11	Sean Burns	F	6-5	213	Jr.	Robbinsdale, Minn. (Robbinsdale Armstrong H.S.)
12	Jimmy Vollbrecht	F	6-8		Fr.	Jordan, Minn. (Jordan H.S.)
14	Ryan Kaczynski	F	6-4	200	Jr.	Shoreview, Minn. (Mounds View H.S.)
21	Kyle Schalow	G	6-2	170	Sr.	Sherwood, Wis. (Kaukauna H.S.)
22	Xavier Cummings	G	6-1	185	Fr.	Hayward, Wis. (Hayward H.S.)
25	Cody Tomlinson	G	6-3	180	Jr.	Ashland, Wis. (Washburn H.S.)
30	Jake Wilson	F	6-5	190	Sr.	Zimmerman, Minn. (Zimmerman H.S.)
31	Adam Smith	G	6-2	185	Fr.	Kaukauna, Wis. (Kaukauna H.S.)
32	Luke Harris	F	6-8	225	So.	Northfield, Minn. (Northfield H.S.)
33	Max Bawden	G	6-3	180	So.	Altoona, Wis. (Altoona H.S.)
34	Robert Harris	C	6-10	190	Sr.	Milwaukee, Wis. (Southeastern (Iowa) C.C.)
40	Jake Paper	F	6-7	225	Fr.	Fargo, N.D. (Fargo Davies H.S.)

Head Coach: Matt Bowen
Assistant Coach: Matt Hockett
Graduate Assistant: Jack Herum
Athletic Trainer: Donny Hermanson

ing the non-conference schedule. The Bulldogs have drained 52.4 percent of their shots in the first 20 minutes. They are also hitting a ridiculous 54.8 percent from behind the arc. They also have a plus-21 rebound advantage in the half. UMD has outscored three of its four opponents in the first 20 minutes.

RUNNIN' ON EMPTY: For as good as the first halves have been, the second half has been sketchy. Inconsistency has bit the Bulldogs in the second half as the team has shot 35.2 percent and 22.7 percent from three. However, they shot better last weekend shooting 55 and 43 percent in the last 20 minutes of games.

Opponents have shot 50 percent overall and a whooping 44.7 from downtown. They have also outscored the Bulldogs in three of the four games this season.

DIFFERENT NIGHT, DIFFERENT LEADER: UMD has had four different players lead them in scoring in the first four games of the season. Oddly enough 19 points has been the team-high in three of those games. **Trevor Entwisle** and **Brandon Myer** each scored 19 points during the opening weekend in the MIAA/NSIC Classic. **Jake Wilson** broke the 20-point threshold vs Michigan Tech. Last matchup against Wisconsin-Parkside, **Logan Rohrscheib** knocked down 19.

LOCKED IN AT THE CHARITY STRIPE: The Bulldogs have been doing an excellence job at drawing contact and getting to the line. They have been to the foul line 21 more times and 25 times in the second half. UMD is hitting 85.2 percent of its free throws, which is the best percentage in the division II landscape. More importantly, they are 55-60 (91.7) in the second half.

Last game, they were in the double bonus with a little over eight minutes remaining. The Bulldogs were 19-of-21 at the charity stripe in the second half and 21 for 24 overall. **Sean Burns**, **Logan Rohrscheib** and sophomore **Brandon Myer** each knocked down five free throws.

NO EXTRA POSSESSIONS: Limiting turnovers has been a specialty in the past under the direction of Matt Bowen. His teams have ranked among the best at not turning the ball over and this year is no exception. UMD is the top dog allowing the fewest turnovers per game with 7.8.

WHAT A DIFFERENCE A WEEK MAKES: The Bulldogs shot 12 percent better in a course of a week. In the first week, the team below 40 percent. UMD hit a little more than half of its shots the following week and had four players average in double figures compared to two.

CONFERENCE COACHES CORNER: On Oct. 26, the Northern Sun Intercollegiate Conference 2017-18 Preseason Coaches' Poll slated UMD to a 13th-place finish. The Bulldogs, which finished eighth in the North Division and a 15th overall a season ago, received 46 points in the poll. The Bulldogs were picked to finish sixth in the North Division ahead of Minnesota Crookston and U-Mary.

Northern State University, who claimed preseason favorites in the North Division, topped out in the overall poll with 213 points slightly edging Southwest Minnesota State University, who was picked to finish first in the south. NSU gathered eight first place votes while SMSU collected seven. St. Cloud State University junior guard Gage Davis was the North Division Preseason Player of the Year. SMSU junior guard Ryan

MEN'S BASKETBALL QUICK FACTS

Location: Duluth, Minn.
Founded: 1895
Enrollment: 11,250
Nickname: Bulldogs
Colors: Maroon & Gold
Affiliation: NCAA Division II
Conference: NSIC
Chancellor: Lendley C. Black
Athletic Director: Josh Berlo
Home Arena: Romano Gymnasium (2,759)

Head Coach: Matt Bowen
Alma Mater: Indiana ('95)
Career Record: 121-191 (12th)
Record at UMD: 57-89 (6th)

Assistant Coach: Matt Hockett
Alma Mater: Minnesota Duluth ('07)

Graduate Assistant: Jack Herum
Alma Mater: Wisconsin-River Falls ('16)

2016-17 Overall Record: 4-25
2016-17 Record: 3-19 (15th), 3-11 North (8th)

All-Time Record: 1,212- 898 (.574)
First Year: 1930

2017 SCHEDULE/RESULTS

Central Region Challenge (Wisconsin Dells, Wis.)		
11/10	Central Missouri	L, 60-76
11/11	Lindenwood	L, 61-69
11/22	Michigan Tech	W, 84-69
11/25	Wisconsin-Parkside	W, 71-70
12/1	Bemidji State*	8:00 p.m.
12/2	Minnesota Crookston*	6:00 p.m.
12/8	Southwest Minnesota State*	8:00 p.m.
12/9	Sioux Falls*	6:00 p.m.
12/16	St. Cloud State*	4:00 p.m.
12/19	Northern Michigan	2:00 p.m.
12/30	U-Mary*	6:00 p.m.
12/31	Minot State*	4:00 p.m.
1/5	Minnesota Crookston*	8:00 p.m.
1/6	Bemidji State*	6:00 p.m.
1/12	Winona State*	8:00 p.m.
1/13	Upper Iowa*	6:00 p.m.
1/15	Wisconsin-Superior	12:00 p.m.
1/19	Minnesota State-Moorhead*	8:00 p.m.
1/20	Northern State*	6:00 p.m.
1/26	Augustana*	8:00 p.m.
1/27	Wayne State*	6:00 p.m.
2/2	Minnesota State Mankato*	8:00 p.m.
2/3	Concordia-St. Paul*	6:00 p.m.
2/6	St. Cloud State*	7:00 p.m.
2/9	Minot State*	8:00 p.m.
2/10	U-Mary*	6:00 p.m.
2/16	Northern State*	8:00 p.m.
2/17	Minnesota State-Moorhead*	6:00 p.m.

* Denotes NSIC Match
Home Matches Listed in Bold

2017-18 NSIC STANDINGS

	NSIC		Overall	
North				
Minot State	1-0	1.000	7-0	1.000
Minnesota Crookston	1-0	1.000	3-3	.500
Northern State	0-0	.000	6-1	.857
St. Cloud State	0-0	.000	3-2	.600
Minnesota Duluth	0-0	.000	2-2	.500
MSU Moorhead	0-0	.000	2-4	.333
Bemidji State	0-1	.000	3-3	.500
U-Mary	0-1	.000	2-3	.400
South				
Sioux Falls	1-0	1.000	5-1	.833
Winona State	1-0	1.000	4-1	.800
Wayne State	1-0	1.000	4-2	.667
Minnesota State Mankato	0-0	.000	3-2	.600
Concordia-St. Paul	0-0	.000	1-5	.167
Augustana	0-1	.000	5-2	.714
Upper Iowa	0-1	.000	6-3	.667
Southwest Minnesota State	0-1	.000	4-3	.571

NABC DIVISION II TOP 25 POLL

Released Nov. 28, 2017
Week 2 Poll

NO.	SCHOOL	PTS	RECORD	PREV
1	Northwest Missouri St. (14)	6-0	398	1
2	Queens (N.C.) (1)	5-0	376	2
3	Bellarmino (1)	6-0	370	3
4	Lincoln Memorial	5-0	354	4
5	Ferris State	8-0	338	5
6	Colorado School of Mines	6-0	302	6
7	West Liberty	5-0	282	9
8	West Texas A&M	6-0	277	10
9	Wheeling Jesuit	5-0	252	11
10	Christian Brothers	5-0	239	12
11	Barry	4-1	230	8
12	Benedict	7-0	222	14
13	Western Oregon	6-0	216	15
14	California Baptist	6-1	187	7
15	Valdosta State	6-0	170	20
16	Chico State	4-1	162	16
17	Le Moyne	6-1	107	13
18	UT-Permian Basin	4-1	106	21
19	Fort Lewis	3-1	85	23
20	Texas A&M-Kingsville	7-0	83	NR
21	Northern State	6-1	80	25
22	Arkansas-Fort Smith	7-0	53	NR
23	Carson-Newman	6-0	38	NR
24	Bloomfield	4-1	33	17
25	Dallas Baptist	6-0	29	NR

Others receiving votes: Findlay (Ohio) 27, Bridgeport (Conn.) 19, Southern New Hampshire 19, Arkansas-Monticello 15, Lake Superior State (Mich.) 14, Virginia State 11, Regis (Colo.) 10, Shippensburg (Pa.) 10, Fairmont State (W.Va.) 8, Saint Martin's (Wash.) 8, Cal State San Marcos 7, Indianapolis (Ind.) 7, St. Thomas Aquinas (N.Y.) 7, Alabama Huntsville 5, Central Missouri 5, Ashland (Ohio) 4, Clark Atlanta (Ga.) 4, Chaminade (Hawaii) 3, Northwestern Oklahoma State 2, Angelo State (Texas) 1, Francis Marion (S.C.) 1, Georgia Southwestern 1, Minot State (N.D.) 1, William Jewell (Mo.) 1.

PROJECTED STARTING FIVE

Player	Yr.	PPG	RPG	AST	FG%	3FG%	FT%
G Logan Rohrscheib	So.	12.5	2.0	1.8	43.8	38.9	83.3
G Trevor Entwisle	So.	11.8	2.5	2.5	39.3	35.3	90.5
F Brandon Myer	So.	13.8	4.8	1.8	54.5	40.0	88.2
F Sean Burns	Jr.	5.0	2.5	1.0	45.5	0.00	55.6
F Jake Wilson	Sr.	8.0	2.3	0.0	52.6	50.0	100

Bruggeman was named the South Division Preseason Player of the Year.

THE LOW DOWN ON SCHALOW: Senior guard Kyle Schalow was named a player to watch for throughout the NSIC this season. Schalow was the lone Bulldog to start all 29 games in 2016-17. The Sherwood, Wis. product posted 7.5 points per game, 3.5 rebounds per game and 2.8 assists per game and shot a team-best 88 percent from the charity stripe. His season average for assists per game ranked him 21st in the NSIC.

SPACE TO FILL IN THE MIDDLE: Charles Benson is the lone UMD player from the starting five not returning to the floor this season. Benson gave the Bulldogs a solid 17.6 minutes on the floor with 6.3 points per game and 3.8 rebounds a game. Benson ended the 2016-17 season as the Bulldogs most productive field goal shooter, dropping in buckets at a 55.7 percent clip. The Bulldogs had 13 different player garner starts during the 2016-17 season. Luke Harris, Sean Burns, Jake Wilson, Brandon Myer and Ryan Kaczynski all have the possibility to see increased workloads as the season progresses.

NEW DOGS ON THE BLOCK: The Bulldogs bring in four freshmen (Jimmy Vollbrecht, Xavier Cummings, Adam Smith and Jake Paper) and a junior college transfer (Mamadou Ngom) to join the 2017-18 roster and the 13 returners from a season ago.

FOUNTAIN OF YOUTH: Coach Bowen for the second straight season will have to direct a very youthful squad from the sidelines. Only two seniors (Robert Harris and Jake Wilson) are on the roster with a combined nine freshmen and sophomores. The five sophomores tallied an average of 19 minutes during their freshmen seasons.

BOWEN'S BITS: Entering his sixth season in 2017, head coach Matt Bowen looks to take the next step to bringing the University of Minnesota Duluth to the top of the Northern Sun Intercollegiate Conference. Armed with a lineup of experienced underclassman and vital leaders, the Bulldogs are set to improve upon the 2016-17 season.

Bowen is no stranger to turning a program around, having taken a perennial Northern Sun Intercollegiate Conference underdog in Bemidji State University to a championship level that has not been repeated since he left the program to take over as UMD head coach in the summer of 2012. Bowen, just the third head coach for the Bulldogs since the mid-1980's, succeeded Gary Holquist, who stepped down in April 2012 to

take the role of UMD's Athletic Development Director.

Under Bowen, UMD produced its first NABC All-Region selection since 2008-09 in Brett Ervin ('15) during the 2014-15 season as well as NABC Honors Court selection Jake Harder ('16) that season and All-NSIC guard Jordan Reetz ('14) the previous year. Along with an influx of young talent, the future seems bright for the Bulldogs under Bowen's guidance.

Bowen completed his turnaround of Bemidji State in his sixth and most productive year with the program, guiding the Beavers to a school record 22-9 overall mark which included an NSIC regular season championship and the program's second NCAA II playoff berth in the team's 91-year history. In addition to receiving votes in the National Association of Basketball Coaches (NABC) Division II poll for the first-time ever, Bowen also produced the 2011-12 NSIC and NCAA II Player of the Year in James Ellisor.

Prior to his appointment in Bemidji, Bowen spent 15 years on the staffs of three NCAA I institutions, working under the likes of Homer Drew (Valparaiso University), Gene Bartow (University of Alabama-Birmingham) and Bob Knight (Indiana University).

A native of River Falls, Wisconsin, Bowen graduated from Indiana University in 1995 with a Bachelor of Science degree in health, physical education and recreation and earned a Master's degree in health education from Alabama-Birmingham four years later. His father, Rick, was the head men's basketball coach at the University of Wisconsin-River Falls from 1986-2006 and retired as that school's athletic director in 2010.

ONTAP: The Bulldogs will have their home opener next Friday night during their two-game weekend matchup against Southwest Minnesota State University and Sioux Falls University.

The Automated ScoreBook
Minnesota Duluth Combined Team Statistics (as of Nov 29, 2017)
All games

RECORD:	OVERALL	HOME	AWAY	NEUTRAL
ALL GAMES	2-2	0-0	2-0	0-2
CONFERENCE	0-0	0-0	0-0	0-0
NON-CONFERENCE	2-2	0-0	2-0	0-2

#	Player	gp-gs	min	avg	Total		3-Point		F-Throw		Rebounds				pf	dq	a	to	blk	stl	pts	avg
					fg-fga	fg%	3fg-fga	3fg%	ft-fta	ft%	off	def	tot	avg								
10	Myer, Brandon	4-4	107	26.8	18-33	.545	4-10	.400	15-17	.882	3	16	19	4.8	10	1	7	5	2	1	55	13.8
01	Rohrscheib, Logan	4-4	118	29.5	14-32	.438	7-18	.389	15-18	.833	2	6	8	2.0	7	0	7	3	0	1	50	12.5
02	Entwisle, Trevor	4-4	138	34.5	11-28	.393	6-17	.353	19-21	.905	2	8	10	2.5	10	0	10	7	1	2	47	11.8
32	Harris, Luke	4-0	78	19.5	13-28	.464	6-14	.429	4-4	1.000	3	9	12	3.0	5	0	0	3	3	1	36	9.0
30	Wilson, Jake	4-4	86	21.5	10-19	.526	6-12	.500	6-6	1.000	2	7	9	2.3	3	0	0	1	0	2	32	8.0
11	Burns, Sean	4-4	79	19.8	10-25	.400	0-0	.000	5-9	.556	3	7	10	2.5	8	0	6	5	2	0	25	6.3
14	Kaczynski, Ryan	4-0	52	13.0	5-8	.625	2-4	.500	3-4	.750	1	10	11	2.8	9	0	5	1	0	0	15	3.8
05	Ngom, Mamadou	4-0	77	19.3	4-15	.267	0-3	.000	2-2	1.000	2	13	15	3.8	4	0	4	4	0	2	10	2.5
21	Schalow, Kyle	4-0	63	15.8	2-8	.250	2-8	.250	0-0	.000	1	13	14	3.5	6	0	5	2	0	2	6	1.5
22	Cummings, Xavier	1-0	1	1.0	0-0	.000	0-0	.000	0-0	.000	0	0	0	0.0	0	0	0	0	0	0	0	0.0
33	Bawden, Max	1-0	1	1.0	0-0	.000	0-0	.000	0-0	.000	0	0	0	0.0	0	0	0	0	0	0	0	0.0
Team											4	6	10									
Total.....		4	800		87-196	.444	33-86	.384	69-81	.852	23	95	118	29.5	62	1	44	31	8	11	276	69.0
Opponents.....		4	800		99-210	.471	37-85	.435	49-60	.817	21	88	109	27.3	77	-	57	27	9	15	284	71.0

TEAM STATISTICS	UMDM	OPP	Date	Opponent	Score	Att.
SCORING	276	284	11/10/17	vs UCM	L 60-76	0
Points per game	69.0	71.0	11/11/17	vs LWU	L 61-69	125
Scoring margin	-2.0	-	11/22/17	at Michigan Tech	W 84-69	704
FIELD GOALS-ATT	87-196	99-210	11/25/17	at UW-Parkside	W 71-70	350
Field goal pct	.444	.471	* = Conference game			
3 POINT FG-ATT	33-86	37-85				
3-point FG pct	.384	.435				
3-pt FG made per game	8.3	9.3				
FREE THROWS-ATT	69-81	49-60				
Free throw pct	.852	.817				
F-Throws made per game	17.3	12.3				
REBOUNDS	118	109				
Rebounds per game	29.5	27.3				
Rebounding margin	+2.3	-				
ASSISTS	44	57				
Assists per game	11.0	14.3				
TURNOVERS	31	27				
Turnovers per game	7.8	6.8				
Turnover margin	-1.0	-				
Assist/turnover ratio	1.4	2.1				
STEALS	11	15				
Steals per game	2.8	3.8				
BLOCKS	8	9				
Blocks per game	2.0	2.3				
ATTENDANCE	0	1179				
Home games-Avg/Game	0-0	2-527				
Neutral site-Avg/Game	-	2-62				

Score by Periods	1st	2nd	Totals
Minnesota Duluth	147	129	276
Opponents	133	151	284

**The Automated ScoreBook
Minnesota Duluth Team Game-by-Game Comparison (as of Nov 29, 2017)
All games**

Opponent	1st	2nd	Score	Mar	Total FG	FG Pct	3-Pointers	3FG Pct	Free Throws	FT Pct	Rebounds	Assist	T/Over	Block	Steal	Fouls
UCM	37/40	23/36	60-76	(16)	18-48/29-54	.375/.537	7-23/11-22	.304/.500	17-21/7-7	.810/1000	31/25	7/17	9/4	2/2	2/2	12/20
LWU	39/32	22/37	61-69	(8)	21-53/22-53	.396/.415	8-23/7-21	.348/.333	11-12/18-24	.917/.750	29/34	10/13	7/5	2/4	1/4	21/16
Michigan Tech	40/32	44/37	84-69	+15	26-47/23-52	.553/.442	12-21/10-21	.571/.476	20-24/13-14	.833/.929	30/22	18/11	8/8	1/2	5/4	15/19
UW-Parkside	31/29	40/41	71-70	+1	22-48/25-51	.458/.490	6-19/9-21	.316/.429	21-24/11-15	.875/.733	28/28	9/16	7/10	3/1	3/5	14/22

Note: Game totals are displayed in the format TEAM/OPPONENT for each category

**The Automated ScoreBook
Minnesota Duluth Points-Rebounds-Assists (as of Nov 29, 2017)
All games**

Opponent	Date	Score	01	02	05	10	11	14	21	22	30	32	33
vs UCM	11/10/17	60-76 L	9-2-0	19-3-3	4-3-1	6-0-1	6-3-0	0-3-1	3-7-1	DNP	6-4-0	7-3-0	DNP
vs LWU	11/11/17	61-69 L	9-1-3	8-3-3	2-3-0	19-9-1	4-2-2	7-1-1	0-6-0	DNP	0-0-0	12-4-0	DNP
at MTM	11/22/17	84-69 W	13-2-4	12-2-2	2-4-2	15-4-3	4-2-3	6-3-1	0-1-3	0-0-0	20-5-0	12-4-0	0-0-0
at UWP	11/25/17	71-70 W	19-3-0	8-2-2	2-5-1	15-6-2	11-3-1	2-4-2	3-0-1	DNP	6-0-0	5-1-0	DNP

The Automated ScoreBook
Minnesota Duluth Category Leaders (as of Nov 29, 2017)
All games

Points	G	Pts	Pts/G
Myer, Brandon	4	55	13.8
Rohrscheib, Logan	4	50	12.5
Entwisle, Trevor	4	47	11.8
Harris, Luke	4	36	9.0
Wilson, Jake	4	32	8.0
Burns, Sean	4	25	6.3
Kaczynski, Ryan	4	15	3.8
Ngom, Mamadou	4	10	2.5
Schalow, Kyle	4	6	1.5

Scoring Average	G	Pts	Avg/G
Myer, Brandon	4	55	13.8
Rohrscheib, Logan	4	50	12.5
Entwisle, Trevor	4	47	11.8
Harris, Luke	4	36	9.0
Wilson, Jake	4	32	8.0
Burns, Sean	4	25	6.3
Kaczynski, Ryan	4	15	3.8
Ngom, Mamadou	4	10	2.5
Schalow, Kyle	4	6	1.5
Bawden,Max	1	0	0.0
Cummings,Xavier	1	0	0.0

FG Percentage	FG	Att	Pct
Kaczynski, Ryan	5	8	.625
Myer, Brandon	18	33	.545
Wilson, Jake	10	19	.526
Harris, Luke	13	28	.464
Rohrscheib, Logan	14	32	.438
Burns, Sean	10	25	.400
Entwisle, Trevor	11	28	.393
Ngom, Mamadou	4	15	.267
Schalow, Kyle	2	8	.250

Field Goal Attempts	G	Att	Att/G
Myer, Brandon	4	33	8.3
Rohrscheib, Logan	4	32	8.0
Entwisle, Trevor	4	28	7.0
Harris, Luke	4	28	7.0
Burns, Sean	4	25	6.3

Field Goals Made	G	Made	Made/G
Myer, Brandon	4	18	4.5
Rohrscheib, Logan	4	14	3.5
Harris, Luke	4	13	3.3
Entwisle, Trevor	4	11	2.8
Burns, Sean	4	10	2.5
Wilson, Jake	4	10	2.5

3-Point Percentage	3FG	Att	Pct
Kaczynski, Ryan	2	4	.500
Wilson, Jake	6	12	.500
Harris, Luke	6	14	.429
Myer, Brandon	4	10	.400
Rohrscheib, Logan	7	18	.389
Entwisle, Trevor	6	17	.353
Schalow, Kyle	2	8	.250
Ngom, Mamadou	0	3	.000

3-Point FG Attempts	G	Att	Att/G
Rohrscheib, Logan	4	18	4.5
Entwisle, Trevor	4	17	4.3
Harris, Luke	4	14	3.5
Wilson, Jake	4	12	3.0
Myer, Brandon	4	10	2.5

3-Point FG Made	G	Made	Made/G
Rohrscheib, Logan	4	7	1.8
Entwisle, Trevor	4	6	1.5
Wilson, Jake	4	6	1.5
Harris, Luke	4	6	1.5
Myer, Brandon	4	4	1.0

Free Throw Percent	FG	Att	Pct
Ngom, Mamadou	2	2	1.000
Harris, Luke	4	4	1.000
Wilson, Jake	6	6	1.000
Entwisle, Trevor	19	21	.905
Myer, Brandon	15	17	.882
Rohrscheib, Logan	15	18	.833
Kaczynski, Ryan	3	4	.750
Burns, Sean	5	9	.556

Free Throw Attempts	G	Att	Att/G
Entwisle, Trevor	4	21	5.3
Rohrscheib, Logan	4	18	4.5
Myer, Brandon	4	17	4.3
Burns, Sean	4	9	2.3
Wilson, Jake	4	6	1.5

Free Throws Made	G	Made	Made/G
Entwisle, Trevor	4	19	4.8
Rohrscheib, Logan	4	15	3.8
Myer, Brandon	4	15	3.8
Wilson, Jake	4	6	1.5
Burns, Sean	4	5	1.3